

CAMS

/ 2025







NEWSTARK, PER SPINGERSI OLTRE

Il nome Newstark è nato per essere leader nell'innovazione di componenti ad alte prestazioni per stampi. Partner ideale per garantirvi soluzioni tecnologicamente avanzate, con un know-how tecnico specifico, in sintonia con le vostre esigenze di performance e qualità. Newstark, brand di Essemec S.r.l. Unipersonale, azienda con ventennale esperienza nel settore metalmeccanico, rappresenta così la fusione tra tradizione-meccanica ed innovazione tecnologica.

NEWSTARK, TO GO FURTHER

The name of Newstark was born to be leader in innovation of high performance components for dies. Ideal partner to ensure technologically advanced solutions, with specific technical know-how according with your needs for performance and quality. Newstark, a brand of Essemec S.r.l. Unipersonale, company with twenty years experience in metal mechanic, thus represents the fusion of tradition-mechanical and technological innovation.

NEWSTARK, UM GRENZEN ZU ÜBERSCHREITEN

Der Name Newstark steht für Hochleistungskomponenten in Werkzeugen und ist damit der ideale Partner für fortschrittliche Lösungen mit besonderem technischen Know-How, der Ihren Ansprüchen an Leistung und Qualität gerecht wird. Newstark ist ein registrierter Markenname von Essemec S.r.l. Unipersonale, einem Unternehmen mit zwanzig Jahren Erfahrung im Maschinenbau, und vereint Maschinenbautradition mit Innovation.

NEWSTARK, POUR ALLER PLUS LOIN

Le nom Newstark est né pour être un leader dans l'innovation de composants pour outils de découpe à haute performance. C'est le partenaire idéal pour vous garantir des solutions technologiquement avancées, avec un savoir-faire technique spécifique, en accord avec vos exigences de performance et de qualité. Newstark, marque d'Essemec S.r.l. Unipersonnel, une entreprise ayant vingt ans d'expérience dans le secteur de la métallurgie, représente donc la fusion entre la tradition-mécanique et l'innovation technologique.



© 2025 NEWSTARK

NEWSTARK SI RISERVA DI MODIFICARE IL PRESENTE CATALOGO SENZA PREAVVISI. LE FOTO E I DISEGNI PRESENTI NEL CATALOGO SONO PROPRIETÀ DELLA NEWSTARK. È VIETATA LA RIPRODUZIONE ANCHE PARZIALE DI QUESTO CATALOGO.

NEWSTARK RESERVES THE RIGHT TO MAKE CHANGES TO THE CATALOGUE WITHOUT ANY PRIOR NOTICE. THE PHOTOS AND DRAWINGS IN THIS CATALOG ARE PROPERTY OF NEWSTARK. THE REPRODUCTION OF THIS CATALOG IS PROHIBITED.

NEWSTARK BEHÄLT SICH OHNE VORANKÜNDIGUNG ÄNDERUNGEN AM VORLIEGENDEN KATALOG VOR. DIE FOTOS UND ZEICHNUNGEN IN DIESEM KATALOG SIND DAS EIGENTUM DER NEWSTARK. DIE VERVIELFÄLTIGUNG DIESES KATALOGS IST VERBOTEN.

NEWSTARK SE RÉSERVE LE DROIT DE MODIFIER CE CATALOGUE SANS PRÉAVIS. LES PHOTOS ET LES DESSINS DE CE CATALOGUE APPARTIENNENT À NEWSTARK. TOUTE REPRODUCTION, MÊME PARTIELLE, DE CE CATALOGUE EST INTERDITE.



INDICE

INDEX / INDEX / SOMMAIRE

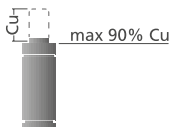
| CHAPTER | CODE | DESCRIPTION | |
|---------|------|-------------|----|
| | | CAMS | |
| 01 | 0150 | AERIAL | 6 |
| | 0153 | AERIAL | 32 |
| | 0154 | AERIAL | 42 |
| 02 | 0152 | BASE STAMPO | 60 |
| 03 | 0149 | ROLLER | 74 |

CAMS

| | AERIAL | BASE STAMPO | ROLLER |
|--|--------|----------------|--------|
| PORTA PUNZONE / PUNCH HOLDER / STEMPELHALTER / PORTE-POINÇON | | | |
| PIASTRA PORTA PUNZONE / PUNCH HOLDER PLATE / STEMPELHATTEPLATTE PLAQUE PORTE-POINÇON | ● | ● | ● |
| TRASMISSIONE D'ENERGIA / POWER TRANSMISSION / KRAFTÜBERTRAGUNG / TRANSMISSION D'ÉNERGIE | | | |
| BATTENTE / PESTLE / KEIL / BATTANT | ● | ● | |
| BATTENTE-ROLL / PESTLE-ROLL / ROLLKEIL / BATTANT-ROLL | | | ● |
| RITORNO / RETREAT / RÜCKZUG / RETOUR | | | |
| MOLLA DI ACCIAIO / METAL SPRING / DRAHTFEDER / RESSORT EN ACIER | | ● | |
| MOLLA A GAS / GAS SPRING / GASDRUCKFEDER / RESSORT À GAZ | ● | ● | ● |
| FORZA DI LAVORO / THE WORKING FORCE / ÜBERTRAGBARE KRAFT / FORCE D'USINAGE | | | |
| FINO A / TO / BIS / JUSQU'À 5000 DAN | ● | ● | ● |
| FINO A / TO / BIS / JUSQU'À 10000 DAN | ● | ● | ● |
| FINO A / TO / BIS / JUSQU'À 19000 DAN | ● | ● | ● |
| FINO A / TO / BIS / JUSQU'À 25000 DAN | ● | ● | ● |
| FINO A / TO / BIS / JUSQU'À 30000 DAN | ● | ● | |
| FINO A / TO / BIS / JUSQU'À 40000 DAN | ● | ● | |
| FINO A / TO / BIS / JUSQU'À 60000 DAN | ● | | |
| FINO A / TO / BIS / JUSQU'À 80000 DAN | ● | | |
| FINO A / TO / BIS / JUSQU'À 100000 DAN | ● | | |
| FINO A / TO / BIS / JUSQU'À 120000 DAN | ● | | |

SICUREZZA

SAFETY / SICHERHEIT / SÉCURITÉ



SICUREZZA / SAFETY / SICHERHEIT / SÉCURITÉ

EVITARE QUALSIASI MODIFICA MECCANICA. / AVOID ANY MECHANICAL MODIFICATION. / VERMEIDEN SIE MECHANISCHE ÄNDERUNGEN. / ÉVITER TOUTE MODIFICATION MÉCANIQUE.

UTILIZZARE DISPOSITIVI DI SICUREZZA INDIVIDUALI QUALI: OCCHIALI E GUANTI. / USE PERSONAL SAFETY EQUIPMENT SUCH AS: GOGGLES AND GLOVES.
BENUTZEN SIE PERSÖNLICHE. / SCHUTZAUSRÜSTUNG, WIE: SCHUTZBRILLE UND HANDSCHUHE. / UTILISER DES ÉQUIPEMENTS DE SÉCURITÉ INDIVIDUELS TELS QUE: LUNETTES ET GANTS.

NON DISATTIVARE I DISPOSITIVI ELETTRONICI DI SICUREZZA (SE PRESENTI). / DO NOT SWITCH OFF THE ELECTRONIC SAFETY DEVICES (IF ANY). / SCHALTEN SIE NICHT DIE ELEKTRONISCHE SICHERHEITSEINRICHTUNGEN(FALLSVORHANDEN). / NE PAS DÉACTIVER LES DISPOSITIFS DE SÉCURITÉ ÉLECTRONIQUES (S'IL Y EN A).

UTILIZZARE SOLO RICAMBI ORIGINALI. / USE ONLY ORIGINAL SPARE PARTS. / VERWENDEN SIE NUR ORIGINAL-ERSATZTEILE. / N'UTILISER QUE DES PIÈCES DE RECHANGE D'ORIGINE.

ATTENZIONE: NELLA NOSTRA ATTREZZATURA È PRESENTE UN CILINDRO A GAS IN PRESSIONE! SI PREGA DI CONSULTARE IL NOSTRO MANUALE DI USO E MANUTENZIONE!
ATTENTION: IN OUR EQUIPMENT IS PRESENT A GAS CYLINDER UNDER PRESSURE! PLEASE REFER TO OUR INSTRUCTION MANUAL.
ACHTUNG: IN UNSEREN ANLAGEN GIBT ES GASDRUCKFEDER, DER UNTER HOHEM DRUCK STEHT! BITTE KONSULTIEREN SIE UNSERE WARTUNGSANWEISUNG!
ATTENTION: UN CYLINDRE À GAZ SOUS PRESSION EST PRÉSENT DANS NOTRE ÉQUIPEMENT! CONSULTER NOTRE MANUEL D'UTILISATION ET DE MAINTENANCE!

TUTTI I CILINDRI HANNO UNA CORSA DICHIARATA DAL COSTRUTTORE. QUINDI IL VALORE NOMINALE CU È COMPLETAMENTE UTILIZZABILE. SI RACCOMANDA QUINDI DI NON ECCEDERE DALLA CORSA MASSIMA DICHIARATA NEL CATALOGO PER PREVENIRE EVENTUALI EXTRACORSE, CAUSATE DA MODIFICHE O ERRORI SUGLI STAMPI, CON DANNI IRREPARABILI ALLE CAM E GRAVI RISCHI PER LA SICUREZZA.

ALL NITROGEN CYLINDERS HAVE A STROKE STATED BY THE MANUFACTURER. THEREFORE THE NOMINAL VALUE (CU) IS FULLY APPLICABLE. HOWEVER, IT IS RECOMMENDED NOT TO EXCEED THE MAXIMUM STATED ON THE RACE CATALOG IN ORDER TO AVOID THE RISK OF ANY EXTRA STROKE CAUSED BY CHANGES OR ERRORS IN TOOLS. THIS WOULD RESULT IN IRREPARABLE DAMAGES TO THE CAMS AND SERIOUS DANGER TO PERSONNEL.

ALLE ZYLINDER SIND MIT EINER HUB VOM HERSTELLER ANGEGEBENEN. DAHER KANN DER NENNWERT CU KOMPLETT VERWENDET WERDEN. WIR EMPFEHLEN, AUF DIE MAXIMAL AUF DAS RENNEN ANGEGEBEN NICHT ZU ÜBERSCHREITEN, UM EINEN EVENTUELLEN ÜBERLAUF ZU VERMEIDEN, DER DURCH ÄNDERUNGEN ODER FEHLER AN DEN PRESSFORMER VERURSACHT WERDEN UND IRREPARABLE SCHÄDEN AN DEN STANZEINHEITEN SOWIE SCHWERWIEGENDE SICHERHEITSRISIKOS HERVORRUFEN KÖNNTE.

TOUS LES CYLINDRES ONT UNE COURSE INDIQUÉE PAR LE FABRICANT. LA VALEUR NOMINALE CU EST DONC PLEINEMENT UTILISABLE. IL EST DONC RECOMMANDÉ DE NE PAS DÉPASSER LA COURSE MAXIMALE INDIQUÉE DANS LE CATALOGUE AFIN D'ÉVITER D'ÉVENTUELLES SURCOURSES, DUES À DES MODIFICATIONS OU DES ERREURS SUR LES OUTILS DE DÉCOUPE, AVEC DES DOMMAGES IRRÉPARABLES AUX CAMES ET DES RISQUES GRAVES POUR LA SÉCURITÉ.

DURANTE IL CARICAMENTO NON ECCEDERE LA PRESSIONE MASSIMA RACCOMANDATA PER OGNI MODELLO. / WHEN CHARGING DO NOT EXCEED THE MAXIMUM RECOMMENDED PRESSURE FOR EACH MODEL. / ÜBERSCHREITEN SIE WÄHREND DER LADUNG DEN FÜR JEDES MODELL ANGEGEBENEN DRUCKWERT NICHT. / LORS DU CHARGEMENT, NE PAS DÉPASSER LA PRESSION MAXIMALE RECOMMANDÉE POUR CHAQUE MODÈLE.

DURANTE LO SCARICAMENTO CON L'USO DEL DISPOSITIVO DDS, ORIENTARE IL FLUSSO DEL GAS IN DIREZIONE OPPOSTA ALL'OPERATORE. / WHEN DISCHARGING USING A DDS DEVICE, POINT THE GAS FLOW AWAY FROM OPERATOR. / RICHTEN SIE DEN GASFLUSS WÄHREND DER ENTLADUNG MIT HILFE DER DDS-VORRICHTUNG IN DIE DEM BEDIENER ENTGEGENGESETZTE RICHTUNG. / LORS DU DÉCHARGEMENT À L'AIDE DU DISPOSITIF DDS, ORIENTER LE FLUX DE GAZ DANS LA DIRECTION OPPOSÉE À CELLE DE L'OPÉRATEUR.

EVITARE QUALSIASI LAVORAZIONE MECCANICA O IMPATTO SU CORPO E STELO. / AVOID ANY MECHANICAL TOOLING OR IMPACT ON THE BODY AND THE ROD.
VERMEIDEN SIE MECHANISCHE BEARBEITUNGEN JEDER ART ODER SONSTIGE EINWIRKUNGEN AUF KÖRPER UND KOLBENSTANGE. / ÉVITER TOUT USINAGE MÉCANIQUE OU IMPACT SUR LE CORPS ET LA TIGE.

DURANTE IL CARICAMENTO ASSICURARSI CHE LO STELO SIA ESTRATTO AL 100%. PER CILINDRI PRIVI DI FORO FILETTATO SULLO STELO, CARICARE INIZIALMENTE CON 5 BAR (75 PSI) PER ESTRARRE COMPLETAMENTE LO STELO, QUINDI PROCEDERE FINO ALLA PRESSIONE DESIDERATA.

ENSURE THAT THE ROD IS 100% EXTRACTED WHEN CHARGING. FOR CYLINDERS WITHOUT A THREADED HOLE ON THE ROD, INITIALLY CHARGE TO 5 BAR (75 PSI) TO EXTRACT THE ROD COMPLETELY THEN CHARGE TO THE REQUIRED.

STELLEN SIE WÄHREND DER LADUNG SICHER, DASS DER SCHAFT GANZ AUSGEFAHREN IST. FÜR ZYLINDER OHNE GEWINDEBOHRUNG AM SCHAFT LADEN SIE DEN DRUCK ZU BEGINN BEI 5 BAR (75 PSI), UM DEN SCHAFT GANZ HERAUSZUZIEHEN. STEIGERN SIE DEN DRUCK DANACH AUF DEN GEWÜNSCHTEN WERT.

LORS DU CHARGEMENT, S'ASSURER QUE LA TIGE EST EXTRAITE À 100%. POUR LES CYLINDRES SANS TROU FILETÉ SUR LA TIGE, IL FAUT D'ABORD CHARGER AVEC 5 BAR (75 PSI) POUR EXTRAIRE COMPLÈTEMENT LA TIGE, PUIS PROCÉDER À LA PRESSION SOUHAITÉE.

SOLO PERSONALE QUALIFICATO DOVREBBE ESEGUIRE LA MANUTENZIONE. EVENTUALI ERRORI POSSONO ESSERE CAUSA DI GRAVI RISCHI PER LA SICUREZZA O LIMITARE LA DURATA DEI CILINDRI. PRIMA DI ESEGUIRE QUALSIASI INTERVENTO SCARICARE COMPLETAMENTE LA PRESSIONE E ASSICURARE CHE LO STELO SIA COMPLETAMENTE COMPRESSO NEL CORPO.

MAINTENANCE MUST ONLY BE CONDUCTED BY QUALIFIED PERSONNEL. ERRORS WOULD CAUSE SERIOUS INJURY OR REDUCE THE WORKING LIFE OF THE CYLINDERS. BEFORE CARRYING OUT ANY WORK ON THE SYSTEM, FULLY RELEASE ALL PRESSURE AND ENSURE THAT THE ROD IS FULLY RETRACTED INTO THE BODY.

DIE WARTUNG SOLLTE NUR VON QUALIFIZIERTEN PERSONAL VORGENOMMEN WERDEN. ETWAIGE FEHLER KÖNNEN SCHWERWIEGENDE SICHERHEITSRISIKEN HERVORRUFEN ODER DIE LEBENSDAUER DER ZYLINDER EINSCHRÄNKEN. ENTLADEN SIE DEN DRUCK UND STELLEN SIE SICHER, DASS DER SCHAFT KOMPLETT IN DEN KÖRPER EINGEFÜHRT IST, BEVOR SIE EINGRIFF VORMEHMEN.

SEUL UN PERSONNEL QUALIFIÉ DOIT EFFECTUER LA MAINTENANCE. LES ERREURS PEUVENT ENTRAÎNER DE GRAVES DANGERS POUR LA SÉCURITÉ OU LIMITER LA DURÉE DE VIE DES CYLINDRES. AVANT D'EFFECTUER TOUTE INTERVENTION, RELÂCHER COMPLÈTEMENT LA PRESSION ET S'ASSURER QUE LA TIGE EST ENTIÈREMENT COMPRIMÉE DANS LE CORPS.

PRIMA DI GETTARE QUALSIASI CILINDRO A GAS, SCARICARE COMPLETAMENTE LA PRESSIONE. / BEFORE DISPOSING OF A GAS SPRING CENSURE THAT ALL RESIDUAL PRESSURE IS FULLY EXHAUSTED. / VOR DER ENTSORGUNG EINES GASZYLINDERS MUSS DER DRUCK KOMPLETT ABGELASSEN WERDEN. / AVANT DE JETER UN CYLINDRE À GAZ, VIDER COMPLÈTEMENT LA PRESSION.

SE UN CILINDRO HA LA STRUTTURA DANNEGGIATA, PRIMA DI QUALSIASI MANIPOLAZIONE, SCARICARE COMPLETAMENTE LA PRESSIONE. / IF A CYLINDER HAS STRUCTURAL DAMAGE, FULLY EXHAUST ALL PRESSURE BEFORE ANY FORM OF HANDLING. / WEIST DIE STRUKTUR EINES ZYLINDERS BESCHÄDIGUNGEN AUF, MUSS VOR JEDEM EINGRIFF DER DRUCK KOMPLETT ABGELASSEN WERDEN. / SI UN CYLINDRE A UNE STRUCTURE ENDOMMAGÉE, VIDER COMPLÈTEMENT LA PRESSION AVANT TOUTE MANIPULATION.



ATTENZIONE: SI PREGA DI FARE SEMPRE RIFERIMENTO ALLE NORMATIVE DI SICUREZZA VIGENTI. / ATTENTION: PLEASE ALWAYS REFER TO THE CURRENT SAFETY REGULATIONS. / ACHTUNG: BITTE LESEN SIE IMMER DIE AKTUELLEN SICHERHEITSBESTIMMUNGEN. / ATTENTION: TOUJOURS SE RÉFÉRER AUX RÈGLES DE SÉCURITÉ EN VIGUEUR.



AERIAL CAM-0150

- IT** Cam meccanica di potenza fino a 120200 daN con ritorno garantito mediante cilindri ad azoto, su cui vengono applicati gli accessori o gli acciai per eseguire le lavorazioni desiderate. Questa cam può essere montata in posizione orizzontale o inclinata da 0° a 75°. Possibili applicazioni: adatta a lavori generalmente di tranciatura, foratura e piegatura.
- EN** Mechanical cam with power supply up to 120200 daN with return by nitrogen cylinders, on which are applied accessories or steel, to perform required work. This cam can be fitted horizontally or inclined from 0° to 75°. Means of application: generally suitable for shearing, drilling and bending work.
- DE** Mechanische Stanzeinheit mit einer Kraft von bis zu 120200 daN und Stickstoffederrückzug. An der Stanzeinheit können je nach Bedarf Zubehör oder verschiedene Stahlsorten angebracht werden. Diese Nocke kann waagrecht oder von 0° bis 75° geneigt montiert werden. Mögliche Anwendungen: Stanzen, Prägen und Biegen.
- FR** Came mécanique d'une puissance allant jusqu'à 120200 daN avec retour garanti au moyen de vérins à azote, sur lequel sont appliqués les accessoires ou les aciers pour réaliser les usinages souhaités. Cette came peut être montée en position horizontale ou inclinée de 0° à 75°. Applications possibles: convient pour les travaux de découpage, de perçage et de pliage.

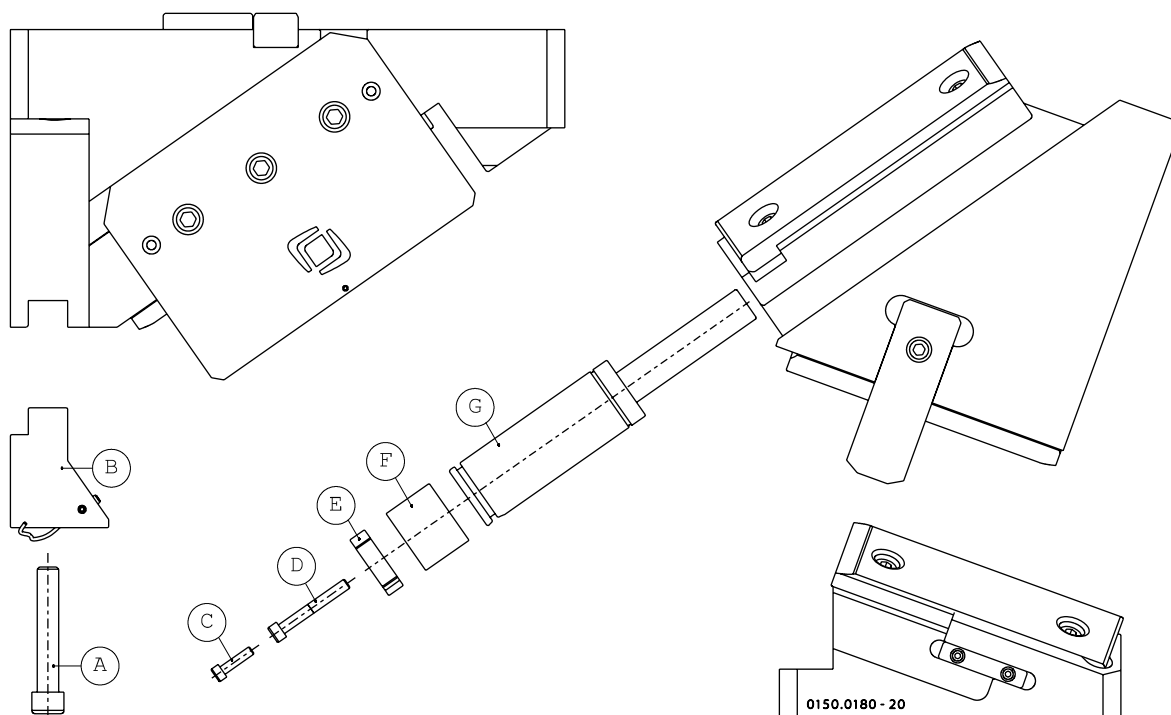


PUNTI DI FORZA / STRENGTHS / STÄRKEN / POINTS DE FORCE



AERIAL CAM-0150

SMONTAGGIO PRODOTTO / PRODUCT DISASSEMBLY / DEMONTAGE DES PRODUKTES / DÉMONTAGE PRODUIT



⚠ **ATTENZIONE:** cilindro a gas in pressione.
ATTENTION: gas cylinder under pressure.
ACHTUNG: Gasdruckfeder steht unter hohem Druck.
ATTENTION: cylindre à gaz sous pression.

IT **Attenzione:** Assicurarsi che la camma sia nella sua posizione normale prima di eseguire qualsiasi lavoro di smontaggio o manutenzione.

1. Togliere i fermi di fine corsa "B" rimuovendo le viti "A".
2. Rimuovere le viti "C".
3. Rimuovere l'assemblato "E - F - G" ruotandolo di 90° per poi sfilarlo.
4. Rimuovere le viti "D" per avere accesso al cilindro ad azoto.
5. Eseguire le verifiche
6. Rimontare con cura
7. Assicurare il corretto riposizionamento dei singoli componenti.

EN **Caution:** Ensure that the cam is in its normal position before performing any disassembly or maintenance work.

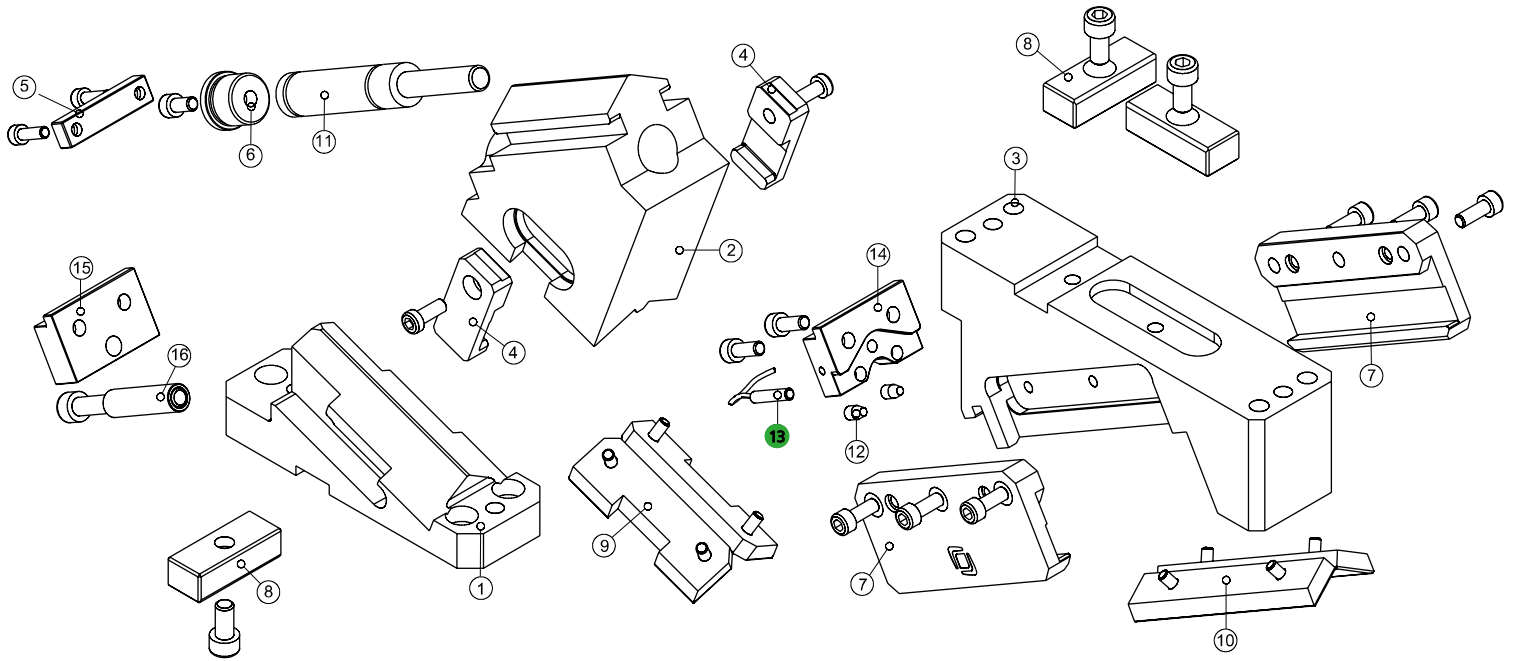
1. Remove limit stops "B" by removing screws "A".
2. Remove screws "C".
3. Remove assembly "E - F - G" by rotating it by 90° and then remove it.
4. Remove screws "D" to gain access to the nitrogen cylinder.
5. Perform the checks
6. Reassemble with care
7. Ensure that the individual components are correctly repositioned.

DE **Achtung:** Vergewissern Sie sich, dass sich der Nocken in seiner normalen Position befindet, bevor Sie Demontage- oder Wartungsarbeiten durchführen.

1. Entfernen Sie die Endanschläge "B" durch Entfernen der Schrauben "A".
2. Schrauben "C" entfernen.
3. Entfernen Sie die Baugruppe "E - F - G", indem Sie sie um 90° drehen, und nehmen Sie sie dann ab.
4. Entfernen Sie die Schrauben "D", um Zugang zum Stickstoffzylinder zu erhalten.
5. Durchführung der Kontrollen
6. Sorgfältig wieder zusammenbauen
7. Vergewissern Sie sich, dass die einzelnen Komponenten richtig positioniert sind.

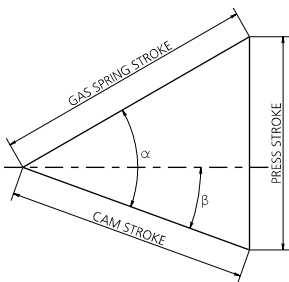
FR **Attention :** Assurez-vous que la came est dans sa position normale avant d'effectuer toute opération de démontage ou de maintenance.

1. Retirer les butées "B" en enlevant les vis "A".
2. Retirez les vis "C".
3. Retirez l'assemblage "E - F - G" en le faisant tourner de 90°, puis retirez-le.
4. Retirez les vis "D" pour avoir accès au cylindre d'azote.
5. Effectuer les contrôles
6. Réassemblez avec soin
7. Assurez-vous que les différents composants sont correctement repositionnés.

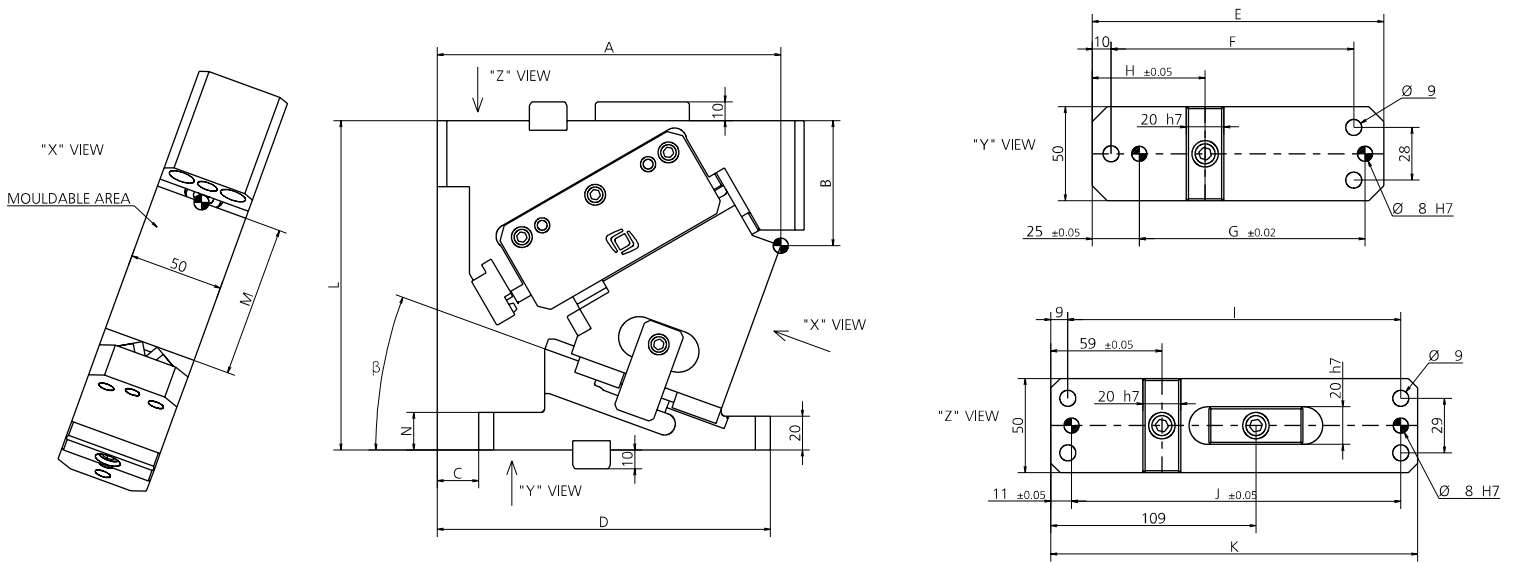


| POS. | DESCRIPTION | Q.TY |
|------|--|------|
| 001 | CUNEO / WEDGE / DRUCKKEIL | 1 |
| 002 | SLITTA / SLIDER / LAGERKEIL | 1 |
| 003 | CORPO CAMMA / CAM BODY / GRUNDGEHÄUSE | 1 |
| 004 | STAFFA DI AGGANCO / BRACKET ATTACHMENTS / BRACKETBEFESTIGUNG | 2 |
| 005 | PIASTRINA / PLATE / PLATTE | 1 |
| 006 | DISTANZIALE / SPACER / ABSTANDSHALTER | 1 |
| 007 | STAFFA / BRACKET / BRACKET | 2 |
| 008 | CHIAVETTA / KEY / SCHLÜSSEL | 3 |

| POS. | DESCRIPTION | Q.TY |
|------|--|----------|
| 009 | PIASTRA DI SCORRIMENTO / WEAR PLATE / DRUCKPLATTE | 2 |
| 010 | PIASTRA DI SCORRIMENTO / WEAR PLATE / DRUCKPLATTE | 2 |
| 011 | CILINDRO AD AZOTO / NITROGEN CYLINDER / STICKSTOFFZYLINDER | 1 |
| 012 | PUNTALINO / BUMP STOP / STOSSDÄMPFERSPITZE | 2 |
| 013 | SENSORE DI SICUREZZA / SECURITY SENSOR / SENSOR FÜR SICHERHEIT | 1*OPTION |
| 014 | PIASTRINA / PLATE / PLATTE | 1 |
| 015 | PIASTRINA / PLATE / PLATTE | 1 |
| 016 | FINECORSA / LIMIT SWITCHES / ENDSCHALTER | 1 |



| β | α | PRESS STROKE | GAS SPRING STROKE | CAM STROKE | EXTRACTION FORCE (daN) | CUTTING FORCE (daN) |
|---------|----------|--------------|-------------------|------------|------------------------|---------------------|
| 0° | 50° | 34.47 | 45 | 28.9 | 450 | 9200 |
| 5° | 50° | 34.6 | 45 | 31.9 | 480 | 9200 |
| 10° | 50° | 35.00 | 45 | 35 | 480 | 9200 |
| 15° | 50° | 35.69 | 45 | 38.2 | 480 | 9200 |
| 20° | 50° | 36.68 | 45 | 41.5 | 480 | 9200 |
| 25° | 50° | 38.04 | 45 | 45 | 480 | 9200 |
| 30° | 50° | 39.8 | 45 | 48.8 | 480 | 9200 |
| 35° | 50° | 42.08 | 45 | 53.1 | 480 | 9200 |
| 40° | 50° | 45 | 45 | 57.8 | 480 | 9200 |
| 45° | 50° | 48.75 | 45 | 63.4 | 480 | 9200 |
| 50° | 50° | 47.67 | 40 | 62.2 | 460 | 9200 |
| 55° | 55° | 48.56 | 34 | 59.3 | 470 | 9800 |
| 60° | 60° | 51.96 | 30 | 60 | 510 | 10400 |
| 65° | 65° | 53.61 | 25 | 59.2 | 530 | 11000 |
| 70° | 70° | 54.95 | 20 | 58.5 | 570 | 11000 |
| 75° | 75° | 55.98 | 15 | 58 | 610 | 11000 |



| CODE | β | A | B | C | D | E | F | G | H | I | J | K | L | M | N |
|--------------|---------|--------|--------|-----|-----|-----|-----|-----|----|-----|-----|-----|-----|------|----|
| 0150.0050-00 | 0° | 170 | 57 | 38 | 193 | 155 | 129 | 120 | 60 | 162 | 160 | 180 | 175 | 68,5 | 20 |
| 0150.0050-05 | 5° | 173.89 | 60.44 | 35 | 190 | 155 | 129 | 120 | 60 | 167 | 165 | 185 | 175 | 68,5 | 20 |
| 0150.0050-10 | 10° | 177.66 | 64.77 | 32 | 187 | 155 | 129 | 120 | 60 | 172 | 170 | 190 | 175 | 68,5 | 20 |
| 0150.0050-15 | 15° | 180.31 | 67.99 | 28 | 183 | 155 | 129 | 120 | 60 | 177 | 175 | 195 | 175 | 68,5 | 20 |
| 0150.0050-20 | 20° | 180.87 | 71.09 | 22 | 177 | 155 | 129 | 120 | 60 | 177 | 175 | 195 | 175 | 68,5 | 20 |
| 0150.0050-25 | 25° | 180.34 | 74.06 | 16 | 171 | 155 | 129 | 120 | 60 | 177 | 175 | 195 | 175 | 68,5 | 20 |
| 0150.0050-30 | 30° | 180.72 | 76.89 | 10 | 165 | 155 | 129 | 120 | 60 | 179 | 177 | 197 | 175 | 68,5 | 20 |
| 0150.0050-35 | 35° | 179.04 | 79.58 | 3 | 158 | 155 | 129 | 120 | 60 | 179 | 177 | 197 | 175 | 68,5 | 20 |
| 0150.0050-40 | 40° | 176.31 | 83.12 | -9 | 146 | 155 | 129 | 120 | 60 | 179 | 177 | 197 | 175 | 68,5 | 20 |
| 0150.0050-45 | 45° | 172.54 | 85.51 | -18 | 137 | 155 | 129 | 120 | 60 | 177 | 175 | 195 | 175 | 68,5 | 20 |
| 0150.0050-50 | 50° | 161.73 | 93.74 | -33 | 122 | 155 | 129 | 120 | 60 | 172 | 170 | 190 | 180 | 68,5 | 20 |
| 0150.0050-55 | 55° | 168.28 | 97.72 | -39 | 116 | 155 | 129 | 120 | 45 | 172 | 170 | 190 | 185 | 75 | 80 |
| 0150.0050-60 | 60° | 173.67 | 104.06 | -49 | 106 | 155 | 129 | 120 | 45 | 172 | 170 | 190 | 190 | 85 | 80 |
| 0150.0050-65 | 65° | 169.28 | 113.98 | -53 | 92 | 145 | 119 | 110 | 45 | 172 | 170 | 190 | 195 | 90 | 80 |
| 0150.0050-70 | 70° | 166.95 | 124.76 | -63 | 72 | 135 | 109 | 100 | 45 | 172 | 170 | 190 | 195 | 100 | 90 |
| 0150.0050-75 | 75° | 165.42 | 134.11 | -68 | 67 | 135 | 109 | 100 | 45 | 172 | 170 | 190 | 195 | 100 | 90 |

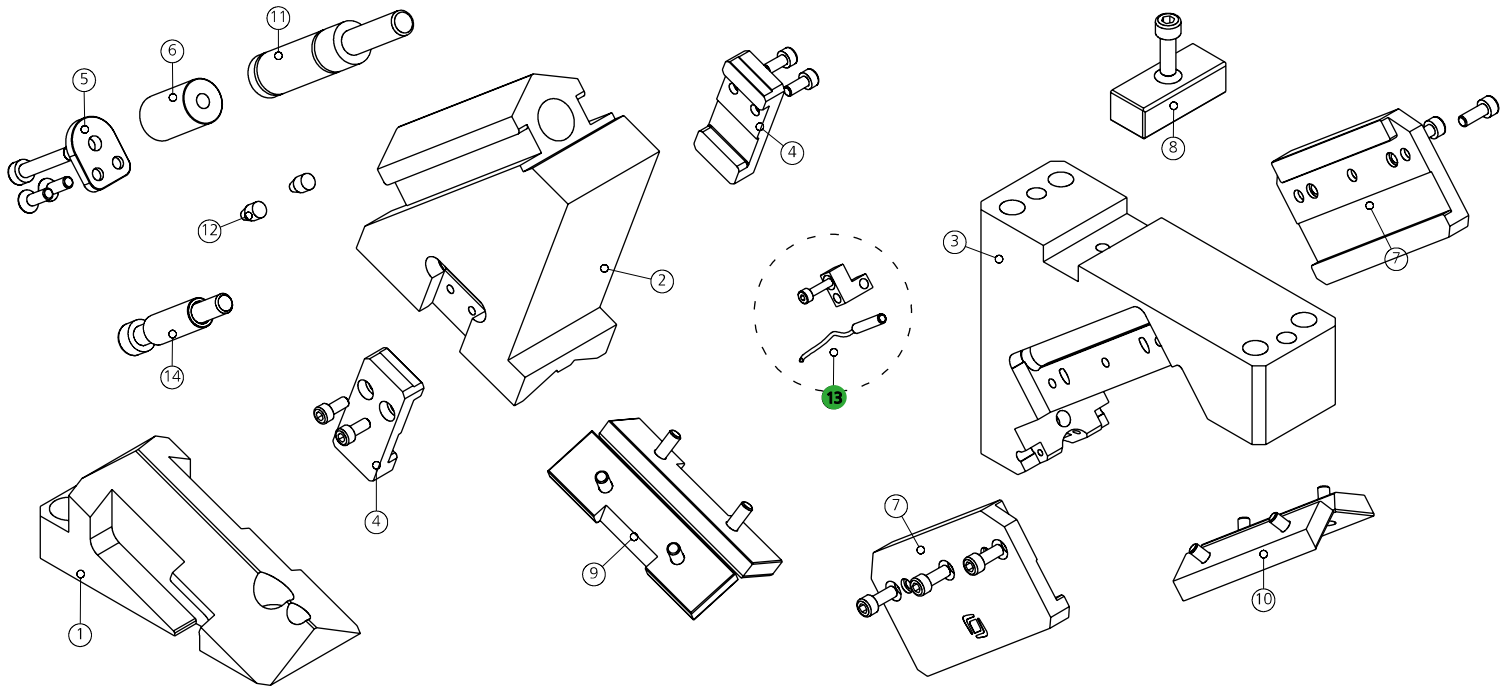
13 PATENT PENDING

13 (9003) SENSORE / SENSOR / SENSOR



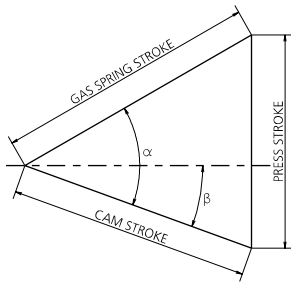
MODELLO D'ORDINE / ORDER EXAMPLE / BESTELLBEISPIEL / MODÈLE DE COMMANDE

MODEL **0150.0050** INCLINATION **-10°** OPTION CODE **9003.0002**

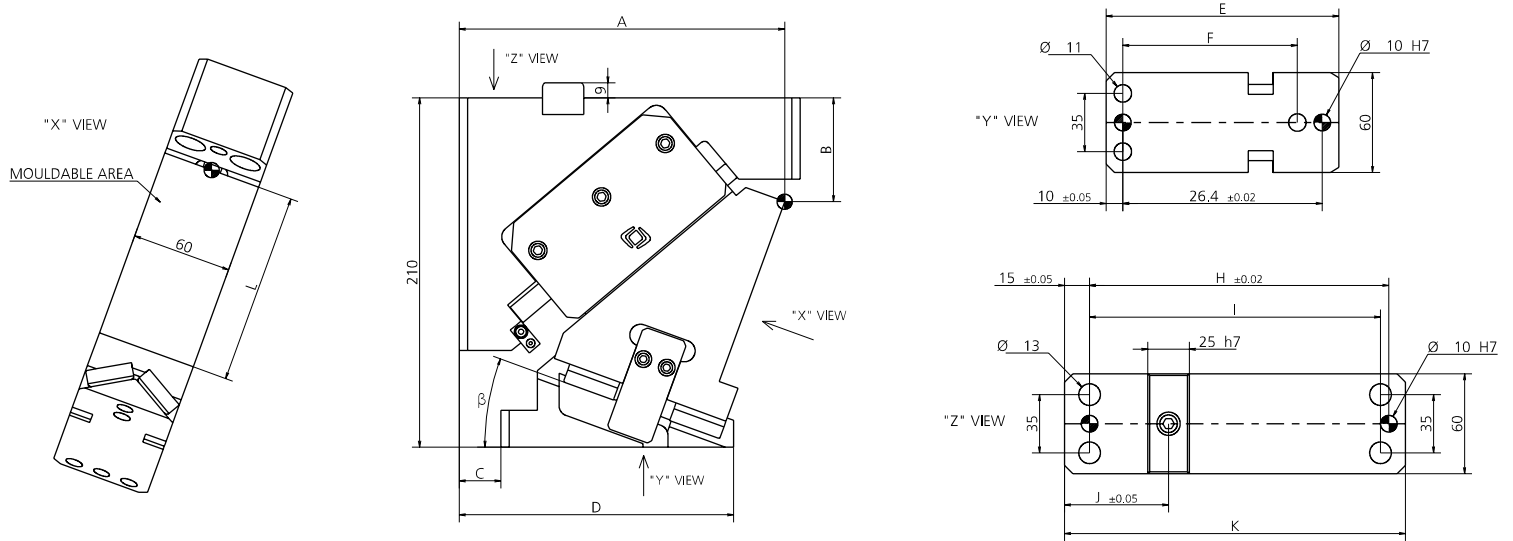


| POS. | DESCRIPTION | Q.TY |
|------|---|------|
| 001 | CUNEO / WEDGE / DRUCKKEIL | 1 |
| 002 | SLITTA / SLIDER / LAGERKEIL | 1 |
| 003 | CORPO CAMMA / CAM BODY / GRUNDGEHÄUSE | 1 |
| 004 | STAFFA DI AGGANCIO / BRACKET ATTACHMENTS / BRACKETBEFESTIGUNG | 2 |
| 005 | PIASTRINA / PLATE / PLATTE | 1 |
| 006 | DISTANZIALE / SPACER / ABSTANDSHALTER | 1 |
| 007 | STAFFA / BRACKET / BRACKET | 2 |

| POS. | DESCRIPTION | Q.TY |
|------|--|----------|
| 008 | CHIAVETTA / KEY / SCHLÜSSEL | 1 |
| 009 | PIASTRA DI SCORRIMENTO / WEAR PLATE / DRUCKPLATTE | 2 |
| 010 | PIASTRA DI SCORRIMENTO / WEAR PLATE / DRUCKPLATTE | 2 |
| 011 | CILINDRO AD AZOTO / NITROGEN CYLINDER / STICKSTOFFZYLINDER | 1 |
| 012 | PUNTALINO / BUMP STOP / STOSSDÄMPFERSPITZE | 2 |
| 013 | KIT SENSORE DI SICUREZZA / SECURITY SENSOR KIT / KIT SENSOR FÜR SICHERHEIT | 1*OPTION |
| 014 | FINECORSA / LIMIT SWITCHES / ENDSCHALTER | 1 |



| β | α | PRESS STROKE | GAS SPRING STROKE | CAM STROKE | EXTRACTION FORCE (daN) | CUTTING FORCE (daN) |
|---------|----------|--------------|-------------------|------------|------------------------|---------------------|
| 0° | 50° | 22.98 | 30 | 19.28 | 510 | 13600 |
| 5° | 50° | 23.07 | 30 | 21.29 | 510 | 13700 |
| 10° | 55° | 24.95 | 30 | 21.54 | 540 | 13800 |
| 15° | 55° | 25.44 | 30 | 23.79 | 540 | 13900 |
| 20° | 60° | 27.65 | 30 | 24.46 | 570 | 14000 |
| 25° | 60° | 28.67 | 30 | 27.12 | 570 | 14100 |
| 30° | 60° | 30 | 30 | 30 | 570 | 14200 |
| 35° | 65° | 33.19 | 30 | 31.72 | 590 | 14300 |
| 40° | 65° | 35.49 | 30 | 35.49 | 590 | 14300 |
| 45° | 70° | 39.87 | 30 | 38.45 | 600 | 14300 |
| 50° | 70° | 43.86 | 30 | 43.86 | 600 | 14200 |
| 55° | 75° | 50.52 | 30 | 49.15 | 610 | 14200 |
| 60° | 75° | 57.96 | 30 | 57.96 | 610 | 14200 |
| 65° | 80° | 69.91 | 30 | 68.57 | 620 | 14200 |
| 70° | 85° | 72.82 | 25 | 70.6 | 620 | 14100 |
| 75° | 85° | 76.98 | 20 | 76.1 | 620 | 14100 |



| CODE | β | A | B | C | D | E | F | G | H | I | J | K | L |
|--------------|---------|--------|--------|----|-----|-----|-----|-----|-----|-----|------|-----|-----|
| 0150.0060-00 | 0° | 175 | 55 | 25 | 180 | 155 | 105 | 120 | 180 | 175 | 62.5 | 205 | 100 |
| 0150.0060-05 | 5° | 179.26 | 57.37 | 25 | 175 | 150 | 105 | 120 | 180 | 175 | 62.5 | 205 | 100 |
| 0150.0060-10 | 10° | 183.30 | 60.10 | 25 | 170 | 145 | 105 | 120 | 180 | 175 | 62.5 | 205 | 100 |
| 0150.0060-15 | 15° | 189.68 | 63.51 | 25 | 165 | 140 | 105 | 120 | 180 | 175 | 62.5 | 205 | 100 |
| 0150.0060-20 | 20° | 190.59 | 76.57 | 25 | 165 | 140 | 105 | 120 | 180 | 175 | 62.5 | 205 | 100 |
| 0150.0060-25 | 25° | 193.79 | 80.25 | 25 | 150 | 125 | 80 | 95 | 180 | 175 | 62.5 | 205 | 100 |
| 0150.0060-30 | 30° | 196.65 | 84.20 | 25 | 150 | 125 | 80 | 95 | 180 | 175 | 62.5 | 205 | 100 |
| 0150.0060-35 | 35° | 199.16 | 88.38 | 25 | 140 | 115 | 80 | 95 | 180 | 175 | 62.5 | 205 | 100 |
| 0150.0060-40 | 40° | 198.08 | 96.60 | 10 | 120 | 110 | 65 | 80 | 195 | 190 | 62.5 | 220 | 100 |
| 0150.0060-45 | 45° | 225.96 | 104.39 | 40 | 145 | 105 | 65 | 80 | 210 | 205 | 92.5 | 235 | 100 |
| 0150.0060-50 | 50° | 211.71 | 113.44 | 10 | 115 | 105 | 50 | 65 | 195 | 190 | 77.5 | 220 | 100 |
| 0150.0060-55 | 55° | 212.11 | 117.54 | 10 | 115 | 105 | 50 | 70 | 195 | 190 | 77.5 | 220 | 100 |
| 0150.0060-60 | 60° | 203.48 | 126.65 | 10 | 102 | 92 | 50 | 65 | 195 | 190 | 77.5 | 220 | 100 |
| 0150.0060-65 | 65° | 202.75 | 129.98 | 10 | 95 | 85 | 50 | 65 | 195 | 190 | 77.5 | 220 | 100 |
| 0150.0060-70 | 70° | 205.54 | 146.39 | 10 | 95 | 85 | 20 | 35 | 195 | 190 | 62.5 | 220 | 100 |
| 0150.0060-75 | 75° | 204.77 | 151.21 | 10 | 90 | 80 | 20 | 35 | 210 | 205 | 62.5 | 235 | 100 |

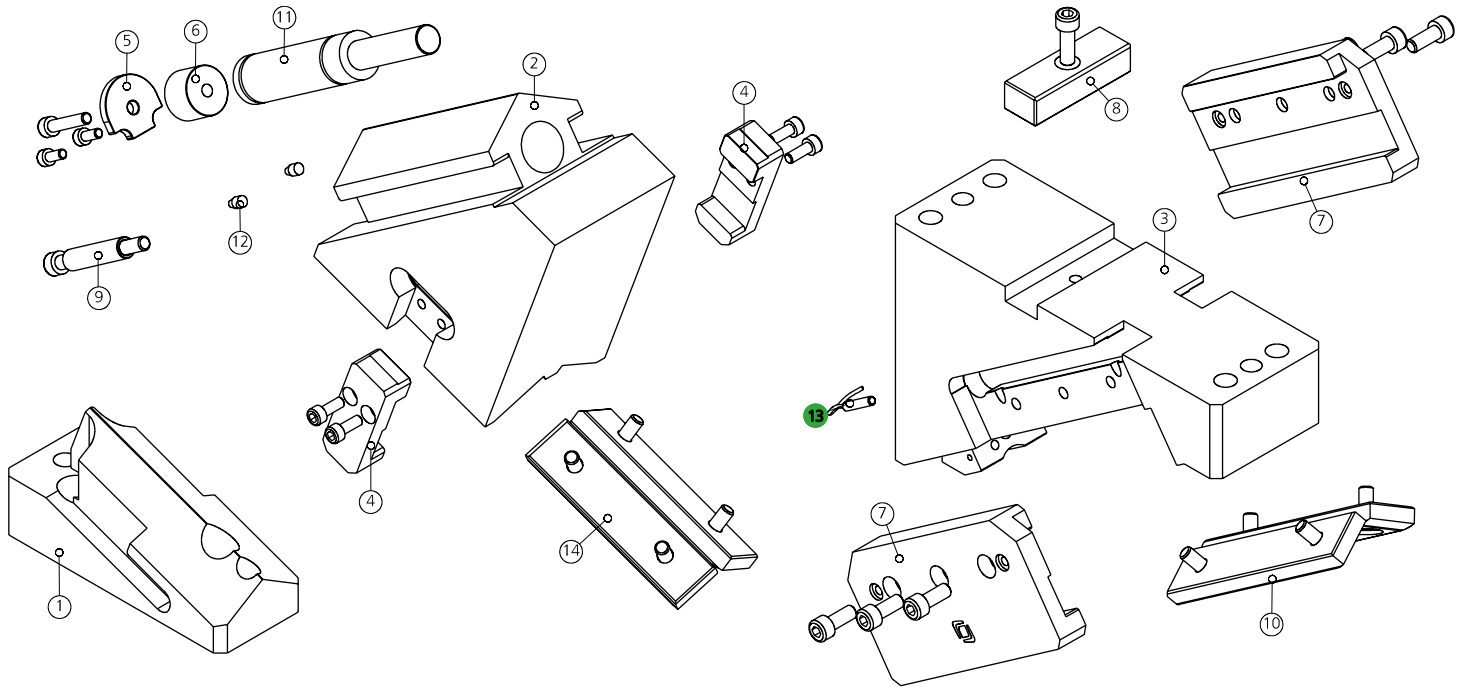
13 PATENT PENDING

13 (8107) SENSORE / SENSOR / SENSOR



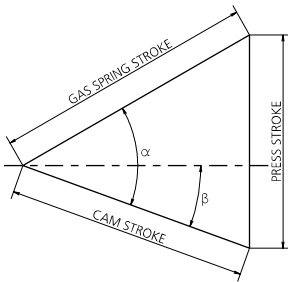
MODELLO D'ORDINE / ORDER EXAMPLE / BESTELLBEISPIEL / MODÈLE DE COMMANDE

MODEL **0150.0060** INCLINATION **-10°** OPTION CODE **8107.0150.0060.001**

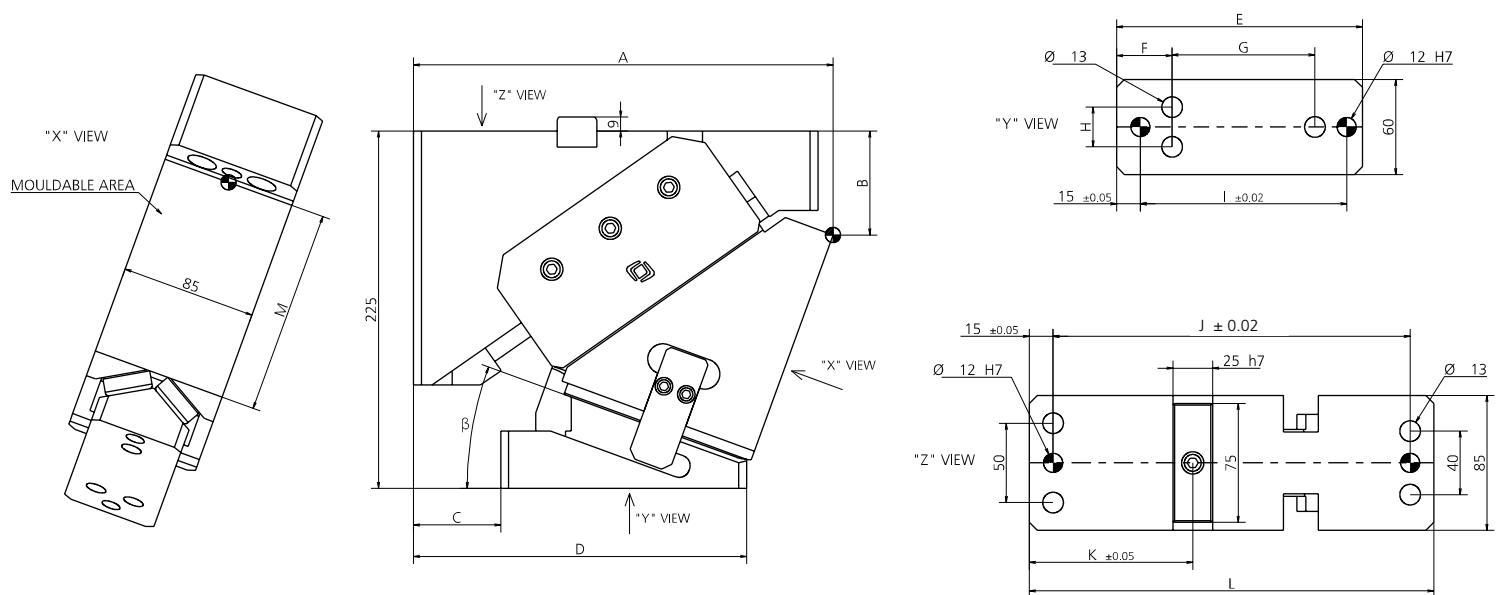


| POS. | DESCRIPTION | Q.TY |
|------|---|------|
| 001 | CUNEO / WEDGE / DRUCKKEIL | 1 |
| 002 | SLITTA / SLIDER / LAGERKEIL | 1 |
| 003 | CORPO CAMMA / CAM BODY / GRUNDGEHÄUSE | 1 |
| 004 | STAFFA DI AGGANCIO / BRACKET ATTACHMENTS / BRACKETBEFESTIGUNG | 2 |
| 005 | PIASTRINA / PLATE / PLATTE | 1 |
| 006 | DISTANZIALE / SPACER / ABSTANDSHALTER | 1 |
| 007 | STAFFA / BRACKET / BRACKET | 2 |

| POS. | DESCRIPTION | Q.TY |
|------|--|----------|
| 008 | CHIAVETTA / KEY / SCHLÜSSEL | 1 |
| 009 | FINECORSO / LIMIT SWITCHES / ENDSCHALTER | 1 |
| 010 | PIASTRA DI SCORRIMENTO / WEAR PLATE / DRUCKPLATTE | 2 |
| 011 | CILINDRO AD AZOTO / NITROGEN CYLINDER / STICKSTOFFZYLINDER | 1 |
| 012 | PUNTALINO / BUMP STOP / STOSSDÄMPFERSPITZE | 2 |
| 013 | SENSORE DI SICUREZZA / SECURITY SENSOR / SENSOR FÜR SICHERHEIT | 1*OPTION |
| 014 | PIASTRA DI SCORRIMENTO / WEAR PLATE / DRUCKPLATTE | 2 |



| β | α | PRESS STROKE | GAS SPRING STROKE | CAM STROKE | EXTRACTION FORCE (daN) | CUTTING FORCE (daN) |
|---------|----------|--------------|-------------------|------------|------------------------|---------------------|
| 0° | 50° | 36.77 | 48 | 30.85 | 1000 | 23000 |
| 5° | 50° | 36.91 | 48 | 34.07 | 1000 | 23000 |
| 10° | 55° | 39.93 | 48 | 34.46 | 1050 | 23000 |
| 15° | 55° | 40.71 | 48 | 38.07 | 1050 | 23000 |
| 20° | 55° | 41.84 | 48 | 41.84 | 1050 | 23000 |
| 25° | 60° | 45.87 | 48 | 43.38 | 1100 | 22900 |
| 30° | 60° | 48 | 48 | 48 | 1100 | 22900 |
| 35° | 65° | 53.11 | 48 | 50.75 | 1140 | 22900 |
| 40° | 65° | 56.79 | 48 | 56.79 | 1140 | 23700 |
| 45° | 70° | 43.85 | 33 | 42.3 | 1150 | 24500 |
| 50° | 70° | 48.24 | 33 | 48.24 | 1150 | 25300 |
| 55° | 75° | 55.57 | 33 | 54.06 | 1180 | 26100 |
| 60° | 75° | 63.75 | 33 | 63.75 | 1180 | 26900 |
| 65° | 80° | 76.9 | 33 | 75.42 | 1190 | 27700 |
| 70° | 80° | 95.02 | 33 | 95.02 | 1190 | 28500 |
| 75° | 85° | 96.23 | 25 | 95.13 | 1200 | 29300 |



| CODE | β | A | B | C | D | E | F | G | H | I | J | K | L | M |
|---------------------|---------|--------|--------|----|-----|-----|----|----|----|-----|-----|-------|-----|-----|
| 0150.0085-00 | 0° | 238 | 60 | 55 | 230 | 175 | 35 | 90 | 25 | 130 | 225 | 82 | 255 | 120 |
| 0150.0085-05 | 5° | 243.28 | 64.18 | 55 | 225 | 170 | 35 | 90 | 25 | 130 | 225 | 88 | 255 | 120 |
| 0150.0085-10 | 10° | 247.73 | 73.75 | 55 | 215 | 160 | 35 | 90 | 25 | 130 | 225 | 88 | 255 | 120 |
| 0150.0085-15 | 15° | 252.64 | 78.77 | 55 | 210 | 155 | 35 | 90 | 25 | 130 | 225 | 97 | 255 | 120 |
| 0150.0085-20 | 20° | 259.24 | 79.51 | 55 | 210 | 155 | 35 | 90 | 25 | 130 | 225 | 103 | 255 | 120 |
| 0150.0085-25 | 25° | 262.37 | 90.08 | 40 | 195 | 155 | 35 | 90 | 25 | 130 | 255 | 103 | 285 | 120 |
| 0150.0085-30 | 30° | 272.11 | 87.71 | 40 | 195 | 155 | 35 | 90 | 25 | 130 | 255 | 112 | 285 | 120 |
| 0150.0085-35 | 35° | 277.45 | 94.87 | 40 | 195 | 155 | 35 | 90 | 25 | 130 | 255 | 112 | 285 | 120 |
| 0150.0085-40 | 40° | 282.59 | 102.49 | 40 | 195 | 155 | 35 | 90 | 25 | 130 | 255 | 122.5 | 285 | 120 |
| 0150.0085-45 | 45° | 245.4 | 117.6 | 0 | 150 | 150 | 35 | 70 | 25 | 110 | 235 | 92 | 265 | 120 |
| 0150.0085-50 | 50° | 247.12 | 127.38 | 0 | 135 | 135 | 35 | 70 | 25 | 110 | 235 | 96.5 | 265 | 120 |
| 0150.0085-55 | 55° | 263 | 126.74 | 0 | 135 | 135 | 35 | 70 | 25 | 110 | 235 | 96.5 | 265 | 120 |
| 0150.0085-60 | 60° | 267.02 | 136.11 | 0 | 135 | 135 | 35 | 70 | 25 | 110 | 235 | 104 | 265 | 120 |
| 0150.0085-65 | 65° | 257.06 | 147.15 | 0 | 126 | 126 | 35 | 60 | 25 | 100 | 235 | 104 | 265 | 120 |
| 0150.0085-70 | 70° | 248.86 | 160.81 | 5 | 114 | 109 | 15 | 40 | 35 | 60 | 245 | 82.5 | 275 | 120 |
| 0150.0085-75 | 75° | 251.61 | 181.07 | 5 | 114 | 109 | 15 | 40 | 35 | 60 | 245 | 82.5 | 275 | 120 |

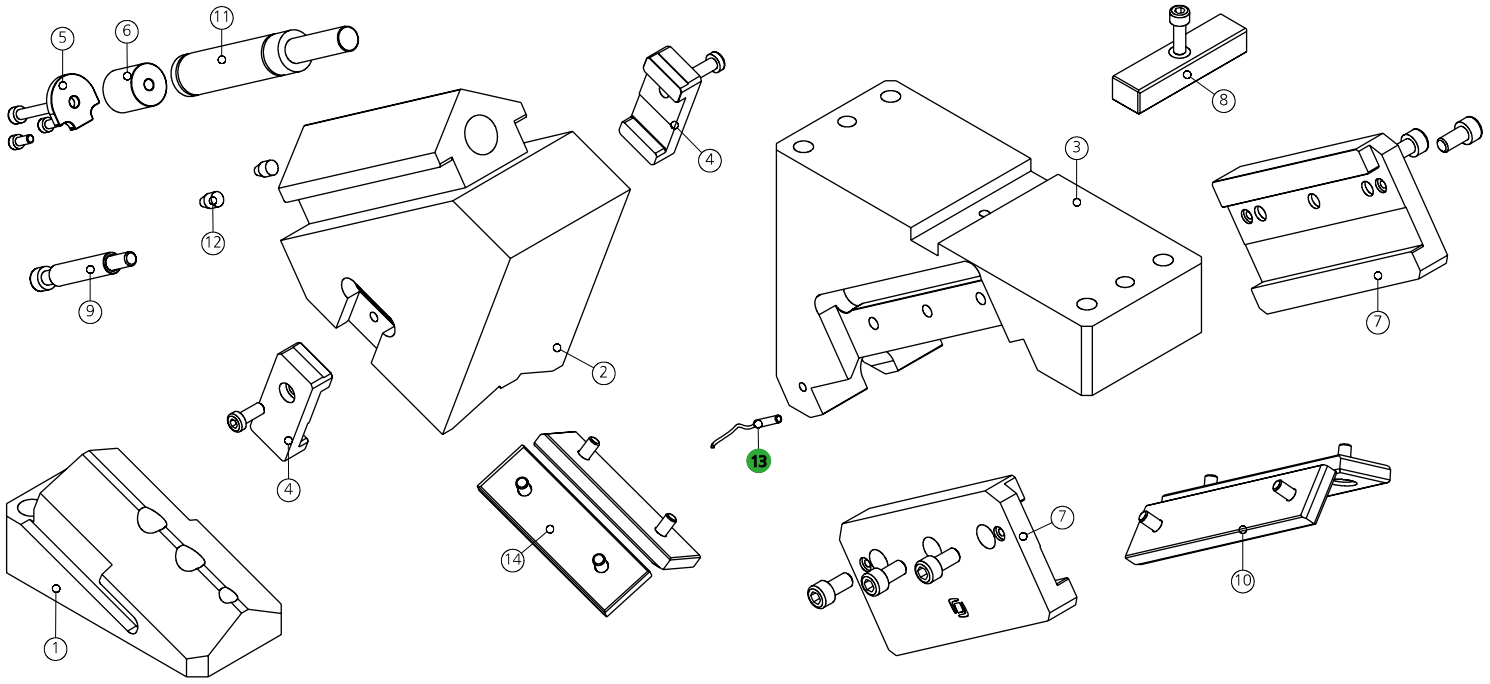
13 PATENT PENDING

13 (9003) SENSORE / SENSOR / SENSOR



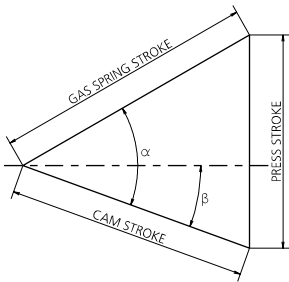
MODELLO D'ORDINE / ORDER EXAMPLE / BESTELLBEISPIEL / MODÈLE DE COMMANDE

MODEL **0150.0085** INCLINATION **-10°** OPTION CODE **9003.0002**

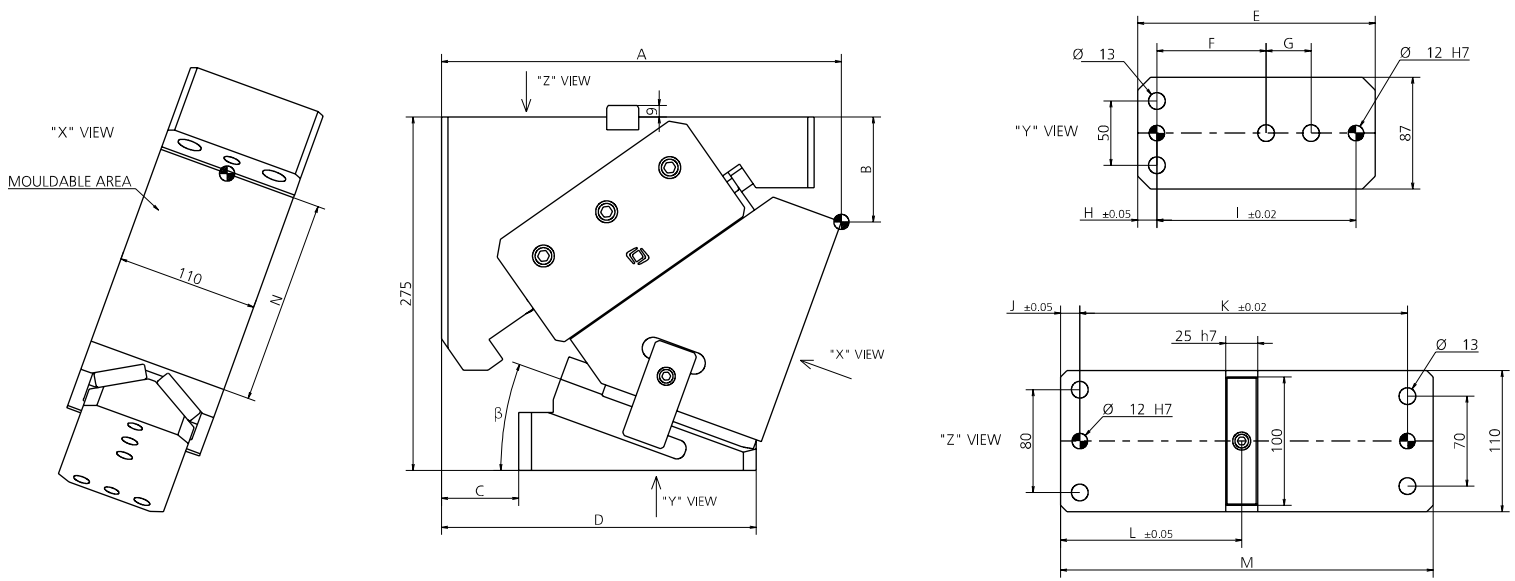


| POS. | DESCRIPTION | Q.TY |
|------|---|------|
| 001 | CUNEO / WEDGE / DRUCKKEIL | 1 |
| 002 | SLITTA / SLIDER / LAGERKEIL | 1 |
| 003 | CORPO CAMMA / CAM BODY / GRUNDGEHÄUSE | 1 |
| 004 | STAFFA DI AGGANCIO / BRACKET ATTACHMENTS / BRACKETBEFESTIGUNG | 2 |
| 005 | PIASTRINA / PLATE / PLATTE | 1 |
| 006 | DISTANZIALE / SPACER / ABSTANDSHALTER | 1 |
| 007 | STAFFA / BRACKET / BRACKET | 2 |

| POS. | DESCRIPTION | Q.TY |
|------|--|----------|
| 008 | CHIAVETTA / KEY / SCHLÜSSEL | 1 |
| 009 | FINECORSO / LIMIT SWITCHES / ENDSCHALTER | 1 |
| 010 | PIASTRA DI SCORRIMENTO / WEAR PLATE / DRUCKPLATTE | 2 |
| 011 | CILINDRO AD AZOTO / NITROGEN CYLINDER / STICKSTOFFZYLINDER | 1 |
| 012 | PUNTALINO / BUMP STOP / STOSSDÄMPFERSPITZE | 2 |
| 013 | SENSORE DI SICUREZZA / SECURITY SENSOR / SENSOR FÜR SICHERHEIT | 1*OPTION |
| 014 | PIASTRA DI SCORRIMENTO / WEAR PLATE / DRUCKPLATTE | 2 |



| β | α | PRESS STROKE | GAS SPRING STROKE | CAM STROKE | EXTRACTION FORCE (daN) | CUTTING FORCE (daN) |
|---------|----------|--------------|-------------------|------------|------------------------|---------------------|
| 0° | 50° | 36.77 | 48 | 30.85 | 1140 | 35700 |
| 5° | 50° | 36.91 | 48 | 34.07 | 1140 | 36600 |
| 10° | 55° | 39.93 | 48 | 34.46 | 1220 | 36900 |
| 15° | 55° | 40.71 | 48 | 38.07 | 1220 | 37200 |
| 20° | 55° | 41.84 | 48 | 41.84 | 1220 | 37500 |
| 25° | 60° | 45.87 | 48 | 43.38 | 1280 | 37800 |
| 30° | 60° | 48 | 48 | 48 | 1280 | 38100 |
| 35° | 65° | 53.11 | 48 | 50.75 | 1340 | 38400 |
| 40° | 65° | 56.79 | 48 | 56.79 | 1340 | 38700 |
| 45° | 70° | 63.79 | 48 | 61.52 | 1360 | 39000 |
| 50° | 70° | 48.24 | 33 | 48.24 | 1360 | 39300 |
| 55° | 75° | 55.57 | 33 | 54.06 | 1360 | 39600 |
| 60° | 75° | 63.75 | 33 | 63.75 | 1400 | 39900 |
| 65° | 80° | 76.9 | 33 | 75.42 | 1430 | 40200 |
| 70° | 80° | 95.02 | 33 | 95.02 | 1440 | 40500 |
| 75° | 85° | 96.23 | 25 | 95.13 | 1440 | 40700 |



| CODE | β | A | B | C | D | E | F | G | H | I | J | K | L | M | N |
|--------------|---------|--------|--------|----|-----|-----|----|----|----|-----|----|-----|-------|-----|-----|
| 0150.0110-00 | 0° | 278 | 70 | 60 | 270 | 210 | 85 | 35 | 15 | 155 | 15 | 255 | 97.5 | 290 | 160 |
| 0150.0110-05 | 5° | 285.45 | 74.28 | 60 | 265 | 205 | 85 | 35 | 15 | 155 | 15 | 255 | 117 | 290 | 160 |
| 0150.0110-10 | 10° | 292.94 | 79.21 | 60 | 255 | 195 | 85 | 35 | 15 | 155 | 15 | 255 | 124.5 | 290 | 160 |
| 0150.0110-15 | 15° | 300.41 | 84.79 | 60 | 250 | 190 | 85 | 35 | 15 | 155 | 15 | 255 | 133.5 | 290 | 160 |
| 0150.0110-20 | 20° | 307.8 | 91.02 | 60 | 245 | 185 | 85 | 35 | 15 | 155 | 15 | 255 | 141 | 290 | 160 |
| 0150.0110-25 | 25° | 302.93 | 102.42 | 50 | 228 | 178 | 40 | 45 | 15 | 135 | 20 | 260 | 140 | 300 | 160 |
| 0150.0110-30 | 30° | 309.61 | 109.72 | 50 | 222 | 172 | 40 | 45 | 15 | 135 | 20 | 260 | 147.5 | 300 | 160 |
| 0150.0110-35 | 35° | 316.06 | 117.58 | 50 | 217 | 167 | 40 | 45 | 15 | 135 | 20 | 260 | 155 | 300 | 160 |
| 0150.0110-40 | 40° | 322.23 | 126 | 50 | 213 | 163 | 40 | 45 | 15 | 135 | 20 | 260 | 162.5 | 300 | 160 |
| 0150.0110-45 | 45° | 311.62 | 131.41 | 10 | 193 | 183 | 55 | 45 | 20 | 120 | 15 | 265 | 148.5 | 295 | 160 |
| 0150.0110-50 | 50° | 309.74 | 147.6 | 10 | 182 | 172 | 55 | 45 | 20 | 120 | 15 | 265 | 154.5 | 295 | 160 |
| 0150.0110-55 | 55° | 302.27 | 165.76 | 10 | 167 | 157 | 55 | 45 | 20 | 120 | 15 | 265 | 175.5 | 295 | 160 |
| 0150.0110-60 | 60° | 305.96 | 174.61 | 10 | 165 | 155 | 55 | 45 | 20 | 120 | 15 | 265 | 175.5 | 295 | 160 |
| 0150.0110-65 | 65° | 285.71 | 195.11 | 0 | 137 | 137 | 55 | 25 | 20 | 100 | 15 | 265 | 155.5 | 295 | 160 |
| 0150.0110-70 | 70° | 288.18 | 208.33 | 0 | 135 | 135 | 55 | 25 | 20 | 100 | 15 | 265 | 155.5 | 295 | 160 |
| 0150.0110-75 | 75° | 290.36 | 211.76 | 0 | 134 | 134 | 55 | 25 | 20 | 100 | 15 | 275 | 155.5 | 310 | 160 |

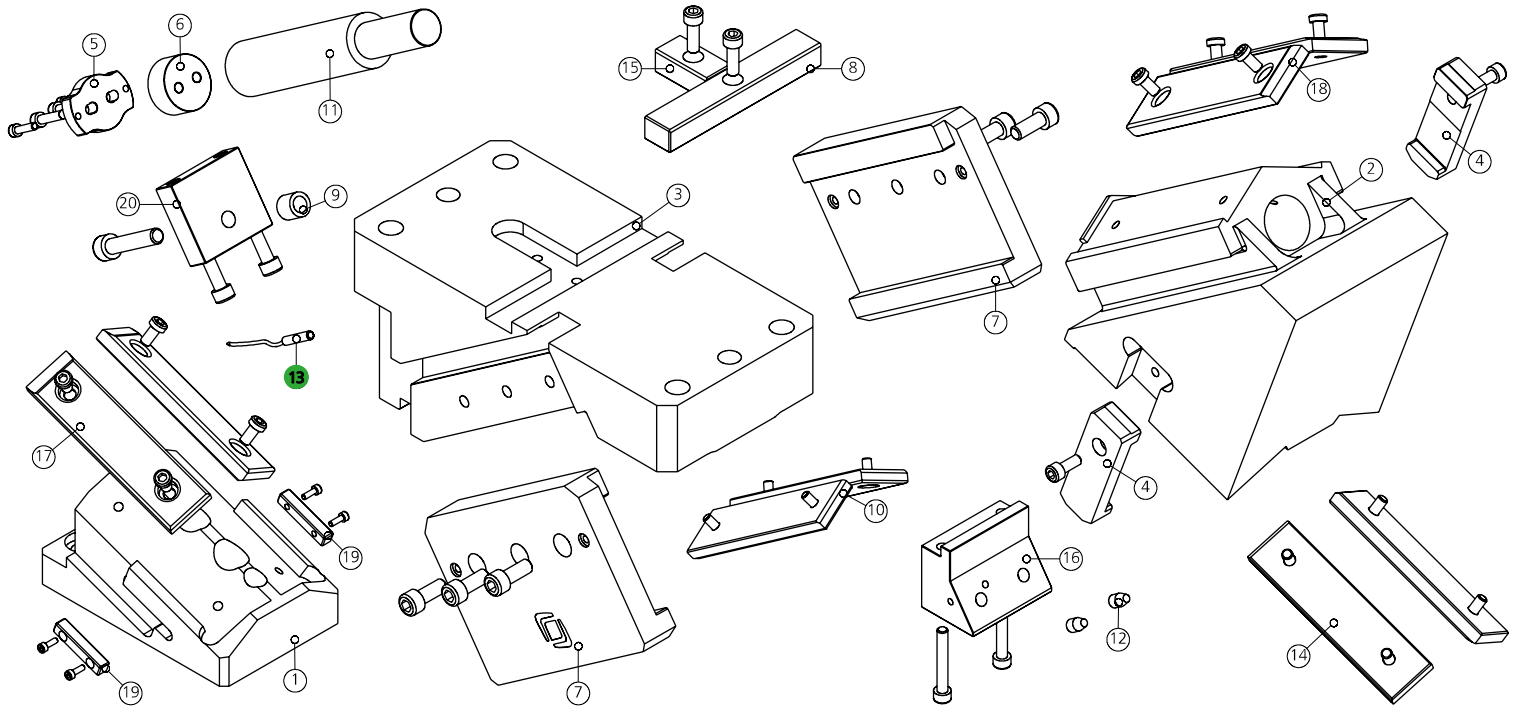
13 PATENT PENDING

13 (9003) SENSORE / SENSOR / SENSOR



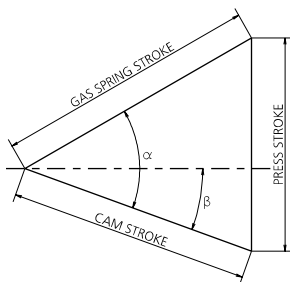
MODELLO D'ORDINE / ORDER EXAMPLE / BESTELLBEISPIEL / MODÈLE DE COMMANDE

MODEL **0150.0110** INCLINATION **-10°** OPTION CODE **9003.0002**

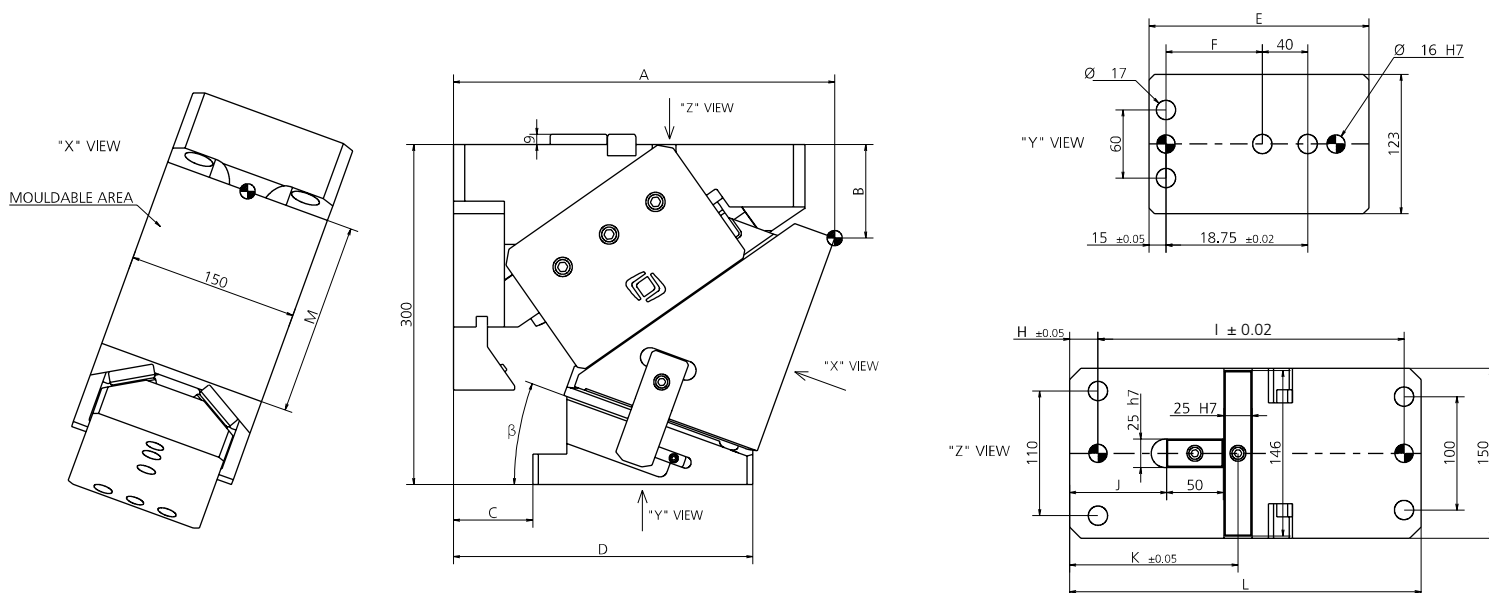


| POS. | DESCRIPTION | Q.TY |
|------|---|------|
| 001 | CUNEO / WEDGE / DRUCKKEIL | 1 |
| 002 | SLITTA / SLIDER / LAGERKEIL | 1 |
| 003 | CORPO CAMMA / CAM BODY / GRUNDGEHÄUSE | 1 |
| 004 | STAFFA DI AGGANCIO / BRACKET ATTACHMENTS / BRACKETBEFESTIGUNG | 2 |
| 005 | PIASTRINA / PLATE / PLATTE | 1 |
| 006 | DISTANZIALE / SPACER / ABSTANDSHALTER | 1 |
| 007 | STAFFA / BRACKET / BRACKET | 2 |
| 008 | CHIAVETTA / KEY / SCHLÜSSEL | 1 |
| 009 | FINECORSA / LIMIT SWITCHES / ENDSCHALTER | 1 |
| 010 | PIASTRA DI SCORRIMENTO / WEAR PLATE / DRUCKPLATTE | 2 |

| POS. | DESCRIPTION | Q.TY |
|------|--|----------|
| 011 | CILINDRO AD AZOTO / NITROGEN CYLINDER / STICKSTOFFZYLINDER | 1 |
| 012 | PUNTALINO / BUMP STOP / STOSSDÄMPFERSPITZE | 2 |
| 013 | SENSORE DI SICUREZZA / SECURITY SENSOR / SENSOR FÜR SICHERHEIT | 1*OPTION |
| 014 | PIASTRA DI SCORRIMENTO / WEAR PLATE / DRUCKPLATTE | 2 |
| 015 | CHIAVETTA / KEY / SCHLÜSSEL | 1 |
| 016 | FINECORSA / LIMIT SWITCHES / ENDSCHALTER | 1 |
| 017 | PIASTRA DI SCORRIMENTO / WEAR PLATE / DRUCKPLATTE | 2 |
| 018 | PIASTRA DI SCORRIMENTO / WEAR PLATE / DRUCKPLATTE | 2 |
| 019 | CHIAVETTA / KEY / SCHLÜSSEL | 2 |
| 020 | FINECORSA / LIMIT SWITCHES / ENDSCHALTER | 1 |



| β | α | PRESS STROKE | GAS SPRING STROKE | CAM STROKE | EXTRACTION FORCE (daN) | CUTTING FORCE (daN) |
|---------|----------|--------------|-------------------|------------|------------------------|---------------------|
| 0° | 50° | 38.3 | 50 | 32.14 | 1640 | 42100 |
| 5° | 50° | 38.45 | 50 | 35.49 | 1640 | 43500 |
| 10° | 55° | 41.59 | 50 | 35.9 | 1750 | 44800 |
| 15° | 55° | 42.4 | 50 | 39.65 | 1750 | 46200 |
| 20° | 55° | 43.59 | 50 | 43.59 | 1750 | 47600 |
| 25° | 60° | 47.78 | 50 | 45.19 | 1840 | 48900 |
| 30° | 60° | 50 | 50 | 50 | 1840 | 50300 |
| 35° | 65° | 55.32 | 50 | 52.86 | 1920 | 51700 |
| 40° | 65° | 59.16 | 50 | 59.16 | 1920 | 52800 |
| 45° | 70° | 66.45 | 50 | 64.09 | 1980 | 54000 |
| 50° | 70° | 73.1 | 50 | 73.1 | 1980 | 55100 |
| 55° | 75° | 84.2 | 50 | 81.92 | 2030 | 55800 |
| 60° | 75° | 96.59 | 50 | 96.59 | 2030 | 56500 |
| 65° | 80° | 93.21 | 40 | 91.42 | 2050 | 57100 |
| 70° | 85° | 87.38 | 30 | 84.73 | 2070 | 57800 |
| 75° | 85° | 76.98 | 20 | 76.1 | 2060 | 58400 |



| CODE | β | A | B | C | D | E | F | G | H | I | J | K | L | M |
|--------------|---------|--------|--------|----|-----|-----|-----|-----|----|-----|-------|-------|-----|-----|
| 0150.0150-00 | 0° | 298 | 65 | 70 | 290 | 220 | 85 | 150 | 25 | 270 | 54 | 117 | 310 | 160 |
| 0150.0150-05 | 5° | 307.2 | 69.35 | 70 | 280 | 210 | 85 | 150 | 25 | 270 | 61.5 | 124.5 | 310 | 160 |
| 0150.0150-10 | 10° | 313.81 | 89.28 | 70 | 270 | 200 | 85 | 150 | 25 | 270 | 69 | 132 | 310 | 160 |
| 0150.0150-15 | 15° | 321.7 | 94.96 | 70 | 265 | 195 | 85 | 150 | 25 | 270 | 78 | 141 | 310 | 160 |
| 0150.0150-20 | 20° | 329.51 | 101.32 | 70 | 264 | 194 | 85 | 150 | 25 | 270 | 85.5 | 148.5 | 310 | 160 |
| 0150.0150-25 | 25° | 342.93 | 117.42 | 60 | 262 | 202 | 105 | 170 | 15 | 320 | 104.5 | 167.5 | 350 | 160 |
| 0150.0150-30 | 30° | 352.11 | 125.39 | 60 | 259 | 199 | 105 | 170 | 15 | 320 | 112 | 175 | 350 | 160 |
| 0150.0150-35 | 35° | 364.66 | 130.3 | 60 | 261 | 201 | 105 | 170 | 15 | 320 | 119.5 | 182.5 | 350 | 160 |
| 0150.0150-40 | 40° | 371.87 | 144.51 | 60 | 257 | 197 | 105 | 170 | 15 | 320 | 127 | 190 | 350 | 160 |
| 0150.0150-45 | 45° | 325.76 | 152.27 | 20 | 202 | 182 | 85 | 150 | 15 | 310 | 73 | 136 | 340 | 160 |
| 0150.0150-50 | 50° | 332.72 | 168.31 | 20 | 199 | 179 | 85 | 150 | 15 | 310 | 79 | 142 | 340 | 160 |
| 0150.0150-55 | 55° | 347.32 | 179.21 | 20 | 206 | 186 | 85 | 150 | 15 | 310 | 64.5 | 127.5 | 340 | 160 |
| 0150.0150-60 | 60° | 353.59 | 197.11 | 20 | 203 | 183 | 85 | 150 | 15 | 310 | 71.5 | 134.5 | 340 | 160 |
| 0150.0150-65 | 65° | 359.15 | 205.52 | 20 | 203 | 183 | 85 | 150 | 15 | 310 | 71.5 | 134.5 | 340 | 160 |
| 0150.0150-70 | 70° | 334.26 | 226.1 | 0 | 168 | 168 | 70 | 135 | 15 | 310 | 71.5 | 134.5 | 340 | 160 |
| 0150.0150-75 | 75° | 338.15 | 234.94 | 0 | 167 | 167 | 70 | 135 | 15 | 310 | 71.5 | 134.5 | 340 | 160 |

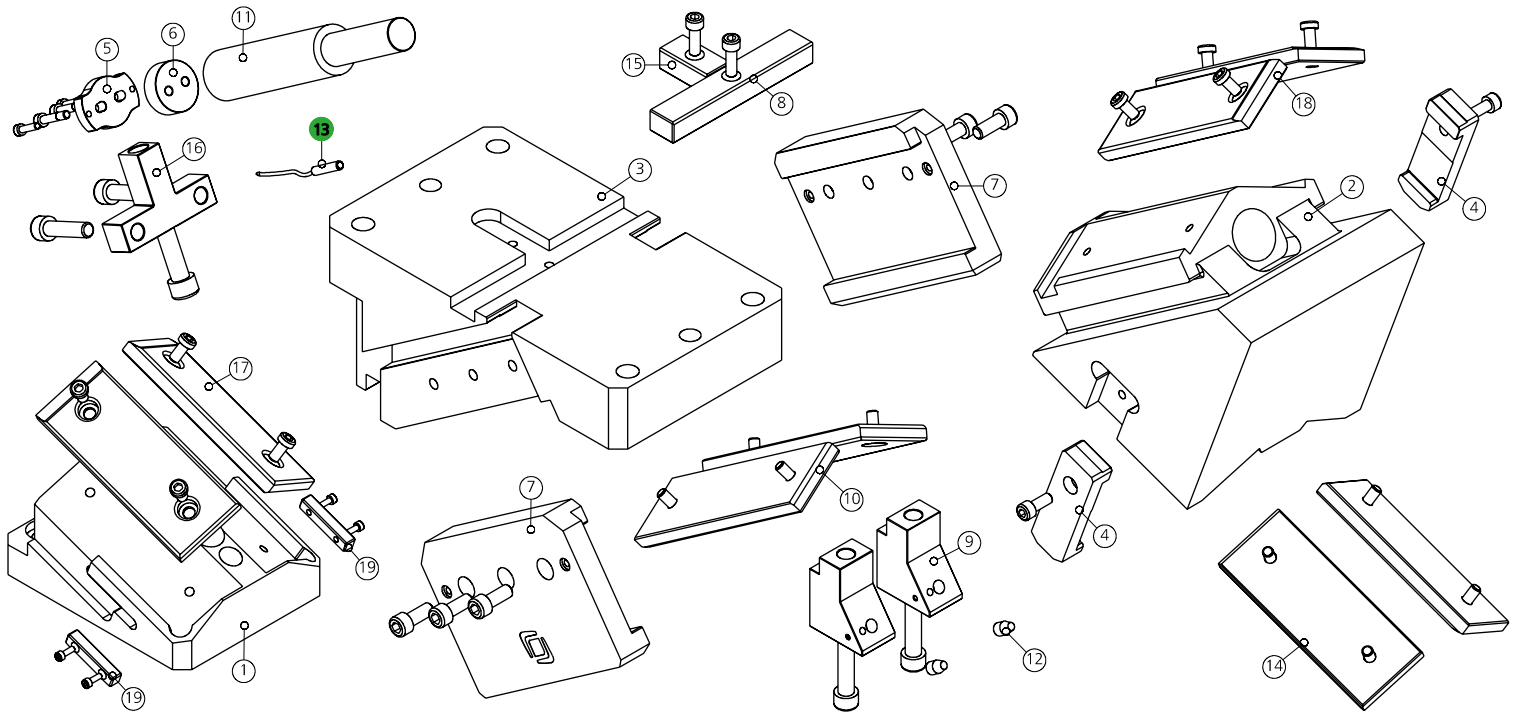
13 PATENT PENDING

13 (9003) SENSORE / SENSOR / SENSOR



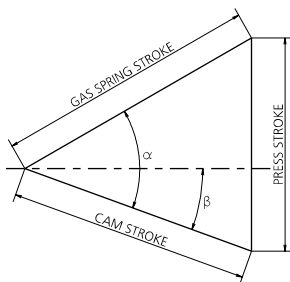
MODELLO D'ORDINE / ORDER EXAMPLE / BESTELLBEISPIEL / MODÈLE DE COMMANDE

MODEL **0150.0150** INCLINATION **-10°** OPTION CODE **9003.0002**

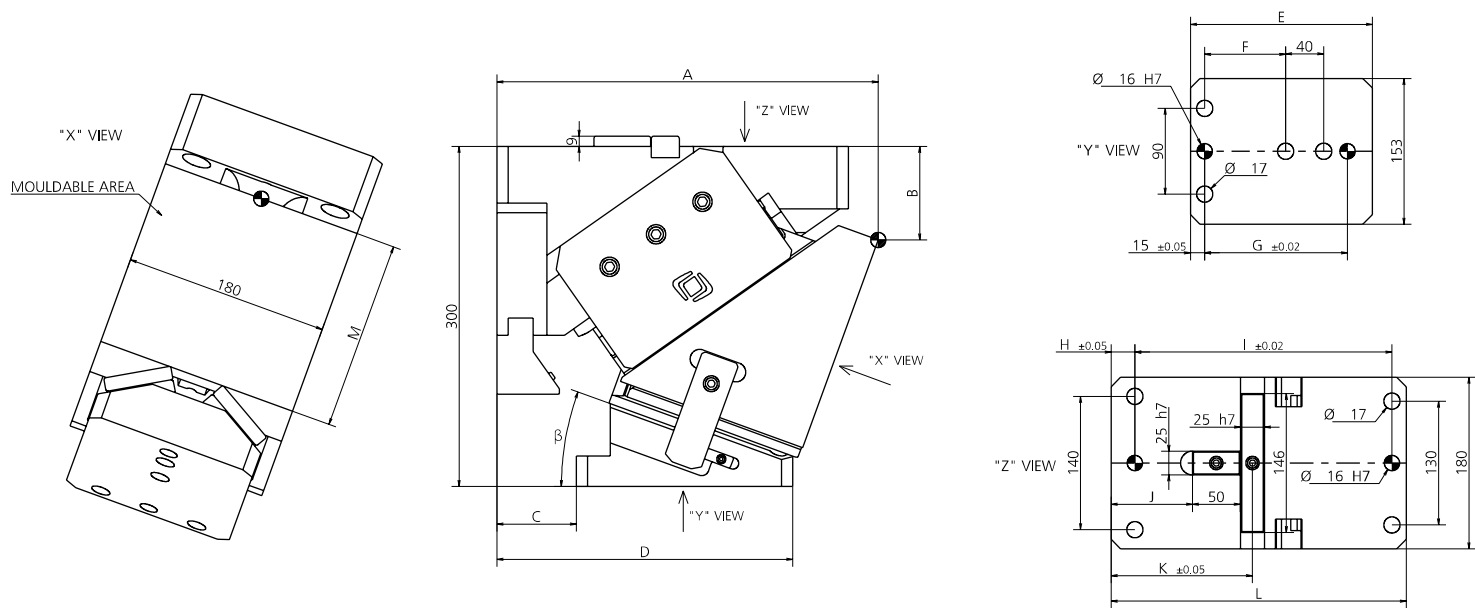


| POS. | DESCRIPTION | Q.TY |
|------|---|------|
| 001 | CUNEO / WEDGE / DRUCKKEIL | 1 |
| 002 | SLITTA / SLIDER / LAGERKEIL | 1 |
| 003 | CORPO CAMMA / CAM BODY / GRUNDGEHÄUSE | 1 |
| 004 | STAFFA DI AGGANCIO / BRACKET ATTACHMENTS / BRACKETBEFESTIGUNG | 2 |
| 005 | PIASTRINA / PLATE / PLATTE | 1 |
| 006 | DISTANZIALE / SPACER / ABSTANDSHALTER | 1 |
| 007 | STAFFA / BRACKET / BRACKET | 2 |
| 008 | CHIAVETTA / KEY / SCHLÜSSEL | 1 |
| 009 | FINECORSA / LIMIT SWITCHES / ENDSCHALTER | 2 |
| 010 | PIASTRA DI SCORRIMENTO / WEAR PLATE / DRUCKPLATTE | 2 |

| POS. | DESCRIPTION | Q.TY |
|------|--|----------|
| 011 | CILINDRO AD AZOTO / NITROGEN CYLINDER / STICKSTOFFZYLINDER | 1 |
| 012 | PUNTALINO / BUMP STOP / STOSSDÄMPFERSPITZE | 2 |
| 013 | SENSORE DI SICUREZZA / SECURITY SENSOR / SENSOR FÜR SICHERHEIT | 1*OPTION |
| 014 | PIASTRA DI SCORRIMENTO / WEAR PLATE / DRUCKPLATTE | 2 |
| 015 | CHIAVETTA / KEY / SCHLÜSSEL | 1 |
| 016 | FINECORSA / LIMIT SWITCHES / ENDSCHALTER | 1 |
| 017 | PIASTRA DI SCORRIMENTO / WEAR PLATE / DRUCKPLATTE | 2 |
| 018 | PIASTRA DI SCORRIMENTO / WEAR PLATE / DRUCKPLATTE | 2 |
| 019 | CHIAVETTA / KEY / SCHLÜSSEL | 2 |



| β | α | PRESS STROKE | GAS SPRING STROKE | CAM STROKE | EXTRACTION FORCE (daN) | CUTTING FORCE (daN) |
|---------|----------|--------------|-------------------|------------|------------------------|---------------------|
| 0° | 50° | 38.3 | 50 | 32.14 | 1620 | 47400 |
| 5° | 50° | 38.45 | 50 | 35.49 | 1620 | 48800 |
| 10° | 55° | 41.59 | 50 | 35.9 | 1730 | 50300 |
| 15° | 55° | 42.4 | 50 | 39.65 | 1730 | 51800 |
| 20° | 55° | 43.59 | 50 | 43.59 | 1730 | 53300 |
| 25° | 60° | 47.78 | 50 | 45.19 | 1820 | 54200 |
| 30° | 60° | 50 | 50 | 50 | 1820 | 54300 |
| 35° | 65° | 55.32 | 50 | 52.86 | 1890 | 54300 |
| 40° | 65° | 59.16 | 50 | 59.16 | 1890 | 55000 |
| 45° | 70° | 66.45 | 50 | 64.09 | 1950 | 55700 |
| 50° | 70° | 73.1 | 50 | 73.1 | 1950 | 56400 |
| 55° | 75° | 84.2 | 50 | 81.92 | 2000 | 57100 |
| 60° | 75° | 96.59 | 50 | 96.59 | 2000 | 57800 |
| 65° | 80° | 93.21 | 40 | 91.42 | 2020 | 58400 |
| 70° | 85° | 87.38 | 30 | 84.73 | 2040 | 59100 |
| 75° | 85° | 76.98 | 20 | 76.1 | 2030 | 59800 |



| CODE | β | A | B | C | D | E | F | G | H | I | J | K | L | M |
|--------------|---------|--------|--------|----|-----|-----|-----|-----|----|-----|-------|-------|-----|-----|
| 0150.0180-00 | 0° | 298 | 65 | 70 | 290 | 220 | 85 | 150 | 25 | 270 | 54 | 117 | 310 | 160 |
| 0150.0180-05 | 5° | 307.2 | 69.35 | 70 | 280 | 210 | 85 | 150 | 25 | 270 | 61.5 | 124.5 | 310 | 160 |
| 0150.0180-10 | 10° | 313.81 | 89.28 | 70 | 270 | 200 | 85 | 150 | 25 | 270 | 69 | 132 | 310 | 160 |
| 0150.0180-15 | 15° | 321.7 | 94.96 | 70 | 265 | 195 | 85 | 150 | 25 | 270 | 78 | 141 | 310 | 160 |
| 0150.0180-20 | 20° | 329.51 | 101.32 | 70 | 261 | 191 | 85 | 150 | 25 | 270 | 85.5 | 148.5 | 310 | 160 |
| 0150.0180-25 | 25° | 324.93 | 117.42 | 60 | 259 | 199 | 105 | 170 | 15 | 320 | 104.5 | 167.5 | 350 | 160 |
| 0150.0180-30 | 30° | 352.11 | 125.39 | 60 | 259 | 199 | 105 | 170 | 15 | 320 | 112 | 175 | 350 | 160 |
| 0150.0180-35 | 35° | 364.66 | 130.3 | 60 | 261 | 201 | 105 | 170 | 15 | 320 | 119.5 | 182.5 | 350 | 160 |
| 0150.0180-40 | 40° | 371.87 | 144.51 | 60 | 257 | 197 | 105 | 170 | 15 | 320 | 127 | 190 | 350 | 160 |
| 0150.0180-45 | 45° | 325.76 | 152.27 | 20 | 202 | 182 | 85 | 150 | 15 | 310 | 73 | 136 | 340 | 160 |
| 0150.0180-50 | 50° | 332.72 | 168.31 | 20 | 199 | 179 | 85 | 150 | 15 | 310 | 79 | 142 | 340 | 160 |
| 0150.0180-55 | 55° | 347.32 | 179.21 | 20 | 206 | 186 | 85 | 150 | 15 | 310 | 64.5 | 127.5 | 340 | 160 |
| 0150.0180-60 | 60° | 353.59 | 197.11 | 20 | 202 | 182 | 85 | 150 | 15 | 310 | 71.5 | 134.5 | 340 | 160 |
| 0150.0180-65 | 65° | 359.15 | 205.52 | 20 | 201 | 181 | 85 | 150 | 15 | 310 | 71.5 | 134.5 | 340 | 160 |
| 0150.0180-70 | 70° | 334.26 | 226.1 | 0 | 168 | 168 | 70 | 135 | 15 | 310 | 71.5 | 134.5 | 340 | 160 |
| 0150.0180-75 | 75° | 338.15 | 234.94 | 0 | 172 | 172 | 70 | 135 | 15 | 310 | 71.5 | 134.5 | 340 | 160 |

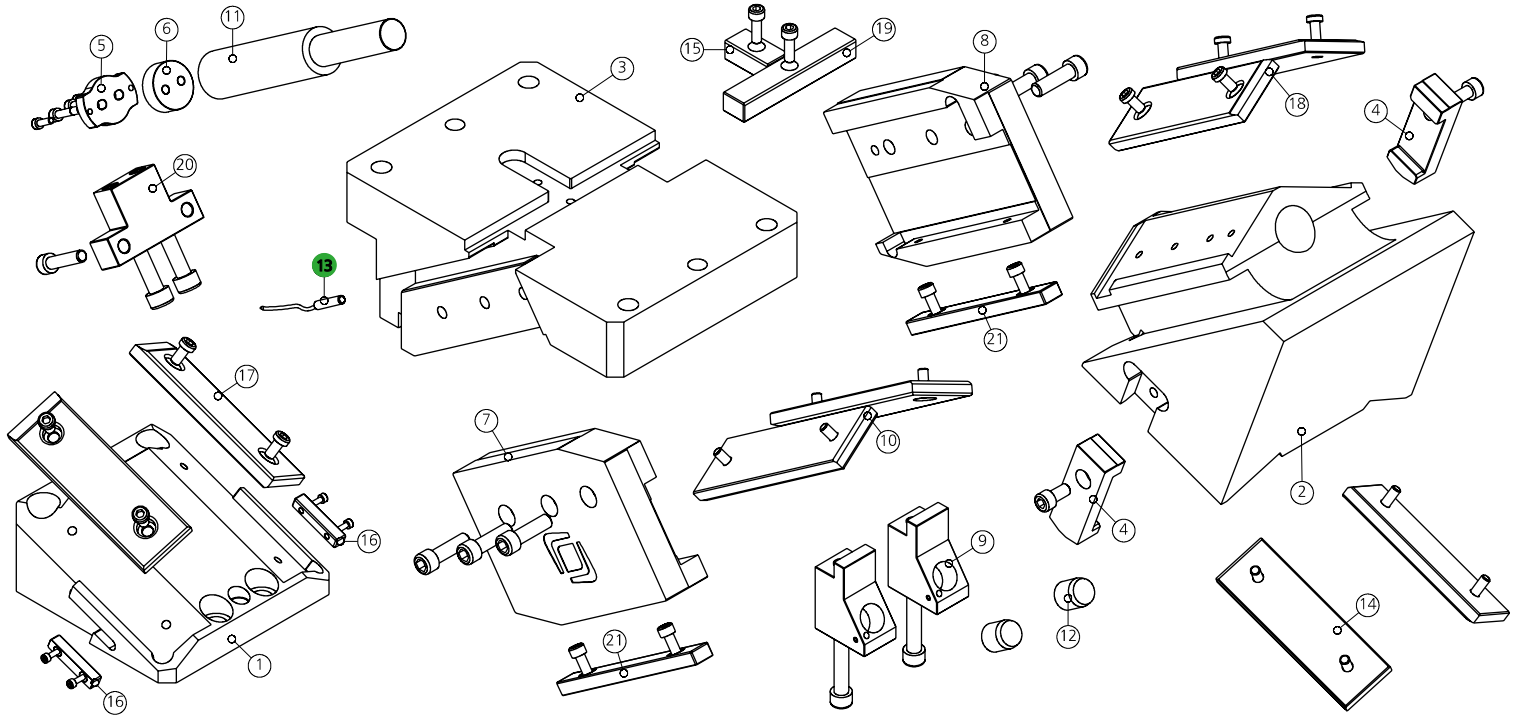
13 PATENT PENDING

13 (9003) SENSORE / SENSOR / SENSOR



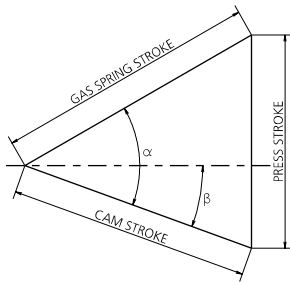
MODELLO D'ORDINE / ORDER EXAMPLE / BESTELLBEISPIEL / MODÈLE DE COMMANDE

MODEL **0150.0180** INCLINATION **-10°** OPTION CODE **9003.0002**

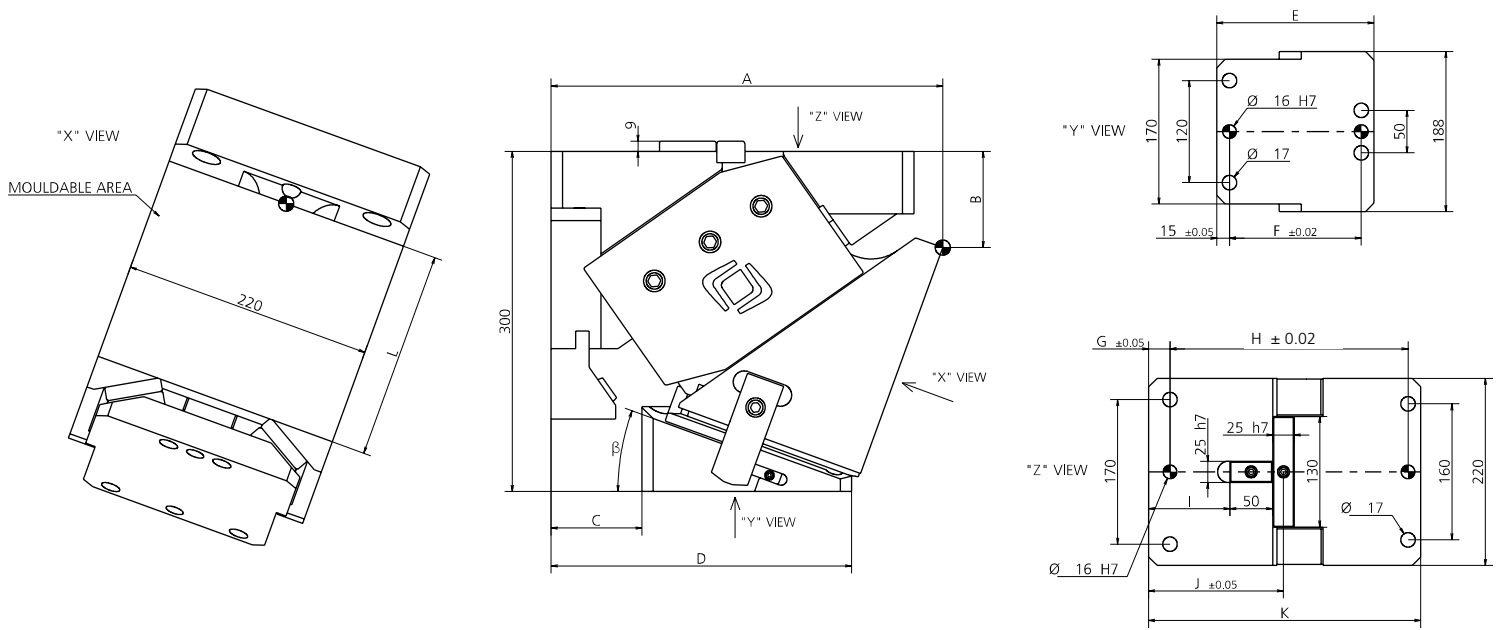


| POS. | DESCRIPTION | Q.TY |
|------|--|------|
| 001 | CUNEO / WEDGE / DRUCKKEIL | 1 |
| 002 | SLITTA / SLIDER / LAGERKEIL | 1 |
| 003 | CORPO CAMMA / CAM BODY / GRUNDGEHÄUSE | 1 |
| 004 | STAFFA DI AGGANCO / BRACKET ATTACHMENTS / BRACKETBEFESTIGUNG | 2 |
| 005 | PIASTRINA / PLATE / PLATTE | 1 |
| 006 | DISTANZIALE / SPACER / ABSTANDSHALTER | 1 |
| 007 | STAFFA / BRACKET / BRACKET | 1 |
| 008 | STAFFA / BRACKET / BRACKET | 1 |
| 009 | FINECORSA / LIMIT SWITCHES / ENDSCHALTER | 2 |
| 010 | PIASTRA DI SCORRIMENTO / WEAR PLATE / DRUCKPLATTE | 2 |
| 011 | CILINDRO AD AZOTO / NITROGEN CYLINDER / STICKSTOFFZYLINDER | 1 |

| POS. | DESCRIPTION | Q.TY |
|------|--|----------|
| 012 | PUNTALINO / BUMP STOP / STOSSDÄMPFERSPITZE | 2 |
| 013 | SENSORE DI SICUREZZA / SECURITY SENSOR / SENSOR FÜR SICHERHEIT | 1*OPTION |
| 014 | PIASTRA DI SCORRIMENTO / WEAR PLATE / DRUCKPLATTE | 2 |
| 015 | CHIAVETTA / KEY / SCHLÜSSEL | 1 |
| 016 | CHIAVETTA / KEY / SCHLÜSSEL | 2 |
| 017 | PIASTRA DI SCORRIMENTO / WEAR PLATE / DRUCKPLATTE | 2 |
| 018 | PIASTRA DI SCORRIMENTO / WEAR PLATE / DRUCKPLATTE | 2 |
| 019 | CHIAVETTA / KEY / SCHLÜSSEL | 2 |
| 020 | FINECORSA / LIMIT SWITCHES / ENDSCHALTER | 1 |
| 021 | PIASTRA DI SCORRIMENTO / WEAR PLATE / DRUCKPLATTE | 2 |



| β | α | PRESS STROKE | GAS SPRING STROKE | CAM STROKE | EXTRACTION FORCE (daN) | CUTTING FORCE (daN) |
|---------|----------|--------------|-------------------|------------|------------------------|---------------------|
| 0° | 50° | 38.3 | 50 | 32.14 | 1880 | 63500 |
| 5° | 50° | 38.45 | 50 | 35.49 | 1930 | 64800 |
| 10° | 55° | 41.59 | 50 | 35.9 | 2010 | 66100 |
| 15° | 55° | 42.4 | 50 | 39.65 | 2090 | 67400 |
| 20° | 55° | 43.59 | 50 | 43.59 | 2180 | 68700 |
| 25° | 60° | 47.78 | 50 | 45.19 | 2270 | 70000 |
| 30° | 60° | 50 | 50 | 50 | 2410 | 71400 |
| 35° | 65° | 55.32 | 50 | 52.86 | 2480 | 72700 |
| 40° | 65° | 59.16 | 50 | 59.16 | 2680 | 72700 |
| 45° | 70° | 66.45 | 50 | 64.09 | 2750 | 72800 |
| 50° | 70° | 73.1 | 50 | 73.1 | 3040 | 72900 |
| 55° | 75° | 84.2 | 50 | 81.92 | 3110 | 72900 |
| 60° | 75° | 96.59 | 50 | 96.59 | 3530 | 73000 |
| 65° | 80° | 93.21 | 40 | 91.42 | 3710 | 73000 |
| 70° | 80° | 100.78 | 35 | 100.78 | 4390 | 73100 |
| 75° | 85° | 96.23 | 25 | 95.13 | 4450 | 73200 |



| CODE | β | A | B | C | D | E | F | G | H | I | J | K | L |
|--------------|---------|--------|--------|----|-----|-----|-----|----|-----|-------|-------|-----|-----|
| 0150.0220-00 | 0° | 308 | 60 | 80 | 295 | 215 | 155 | 25 | 280 | 64 | 127 | 320 | 160 |
| 0150.0220-05 | 5° | 317.63 | 64.37 | 80 | 290 | 210 | 155 | 25 | 280 | 71.5 | 134.5 | 320 | 160 |
| 0150.0220-10 | 10° | 323.81 | 89.28 | 80 | 280 | 200 | 155 | 25 | 280 | 79 | 142 | 320 | 160 |
| 0150.0220-15 | 15° | 331.7 | 94.96 | 80 | 270 | 190 | 155 | 25 | 280 | 88 | 151 | 320 | 160 |
| 0150.0220-20 | 20° | 337.8 | 106.02 | 80 | 265 | 185 | 155 | 25 | 280 | 95.5 | 158.5 | 320 | 160 |
| 0150.0220-25 | 25° | 345.05 | 112.89 | 60 | 255 | 195 | 150 | 15 | 330 | 104.5 | 167.5 | 360 | 160 |
| 0150.0220-30 | 30° | 357.11 | 116.73 | 60 | 250 | 190 | 150 | 15 | 330 | 112 | 175 | 360 | 160 |
| 0150.0220-35 | 35° | 362.94 | 132.76 | 60 | 245 | 185 | 150 | 15 | 330 | 119.5 | 182.5 | 360 | 160 |
| 0150.0220-40 | 40° | 373.16 | 142.98 | 60 | 240 | 180 | 150 | 15 | 330 | 127 | 190 | 360 | 160 |
| 0150.0220-45 | 45° | 348.64 | 154.39 | 45 | 205 | 160 | 130 | 15 | 335 | 98 | 161 | 365 | 160 |
| 0150.0220-50 | 50° | 355.42 | 170.24 | 45 | 205 | 160 | 130 | 15 | 335 | 104 | 167 | 365 | 160 |
| 0150.0220-55 | 55° | 361.67 | 186.67 | 45 | 206 | 161 | 130 | 15 | 335 | 89.5 | 152.5 | 365 | 160 |
| 0150.0220-60 | 60° | 371.66 | 201.11 | 45 | 204 | 159 | 130 | 15 | 335 | 96.5 | 159.5 | 365 | 160 |
| 0150.0220-65 | 65° | 367.84 | 213.13 | 45 | 206 | 161 | 130 | 15 | 335 | 96.5 | 159.5 | 365 | 160 |
| 0150.0220-70 | 70° | 372.05 | 220.55 | 45 | 208 | 163 | 130 | 15 | 335 | 96.5 | 159.5 | 365 | 160 |
| 0150.0220-75 | 75° | 352.07 | 246.93 | 35 | 180 | 145 | 115 | 15 | 335 | 96.5 | 159.5 | 365 | 160 |

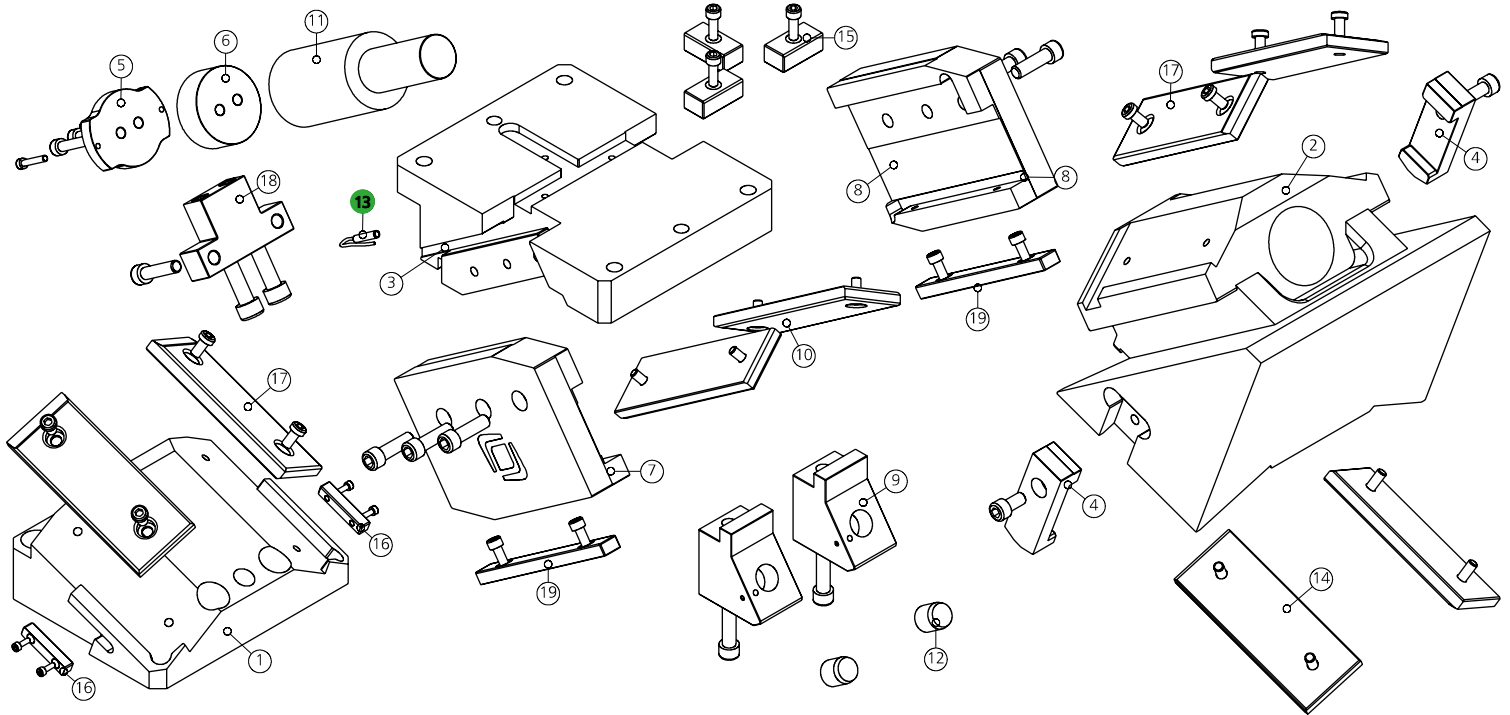
13 PATENT PENDING

13 (9003) SENSORE / SENSOR / SENSOR



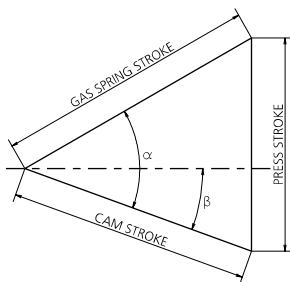
MODELLO D'ORDINE / ORDER EXAMPLE / BESTELLBEISPIEL / MODÈLE DE COMMANDE

MODEL **0150.0220** INCLINATION **-10°** OPTION CODE **9003.0002**

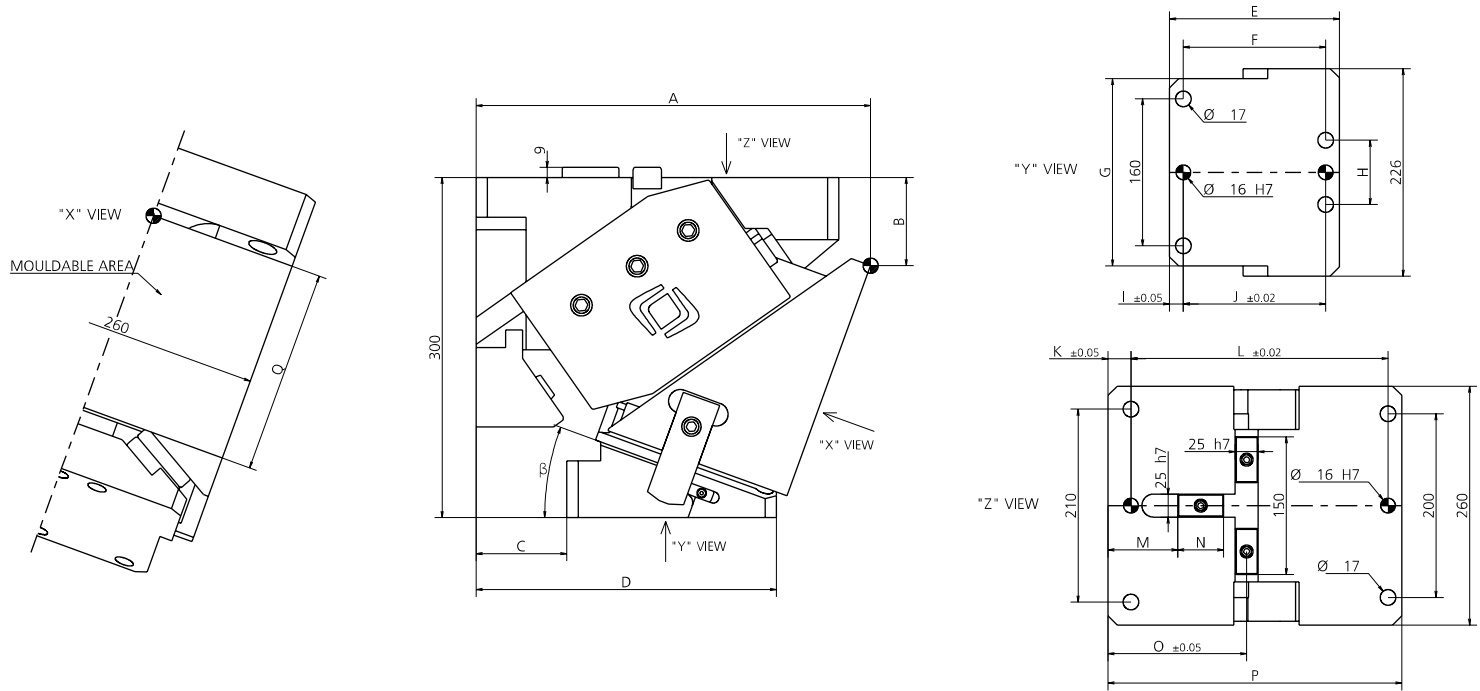


| POS. | DESCRIPTION | Q.TY |
|------|--|------|
| 001 | CUNEO / WEDGE / DRUCKKEIL | 1 |
| 002 | SLITTA / SLIDER / LAGERKEIL | 1 |
| 003 | CORPO CAMMA / CAM BODY / GRUNDGEHÄUSE | 1 |
| 004 | STAFFA DI AGGANCIAMENTO / BRACKET ATTACHMENTS / BRACKETBEFESTIGUNG | 2 |
| 005 | PIASTRINA / PLATE / PLATTE | 1 |
| 006 | DISTANZIALE / SPACER / ABSTANDSHALTER | 1 |
| 007 | STAFFA / BRACKET / BRACKET | 1 |
| 008 | STAFFA / BRACKET / BRACKET | 1 |
| 009 | FINECORSO / LIMIT SWITCHES / ENDSCHALTER | 2 |
| 010 | PIASTRA DI SCORRIMENTO / WEAR PLATE / DRUCKPLATTE | 2 |

| POS. | DESCRIPTION | Q.TY |
|------|--|----------|
| 011 | CILINDRO AD AZOTO / NITROGEN CYLINDER / STICKSTOFFZYLINDER | 1 |
| 012 | PUNTALINO / BUMP STOP / STOSSDÄMPFERSPITZE | 2 |
| 013 | SENSORE DI SICUREZZA / SECURITY SENSOR / SENSOR FÜR SICHERHEIT | 1*OPTION |
| 014 | PIASTRA DI SCORRIMENTO / WEAR PLATE / DRUCKPLATTE | 2 |
| 015 | CHIAVETTA / KEY / SCHLÜSSEL | 3 |
| 016 | CHIAVETTA / KEY / SCHLÜSSEL | 2 |
| 017 | PIASTRA DI SCORRIMENTO / WEAR PLATE / DRUCKPLATTE | 4 |
| 018 | FINECORSO / LIMIT SWITCHES / ENDSCHALTER | 1 |
| 019 | PIASTRA DI SCORRIMENTO / WEAR PLATE / DRUCKPLATTE | 2 |



| β | α | PRESS STROKE | GAS SPRING STROKE | CAM STROKE | EXTRACTION FORCE (daN) | CUTTING FORCE (daN) |
|---------|----------|--------------|-------------------|------------|------------------------|---------------------|
| 0° | 50° | 38.3 | 50 | 32.14 | 3050 | 53600 |
| 5° | 50° | 38.45 | 50 | 35.49 | 3080 | 56400 |
| 10° | 55° | 41.59 | 50 | 35.9 | 3130 | 59300 |
| 15° | 55° | 42.4 | 50 | 39.65 | 3170 | 62100 |
| 20° | 55° | 43.59 | 50 | 43.59 | 3240 | 65000 |
| 25° | 60° | 47.78 | 50 | 45.19 | 3270 | 67300 |
| 30° | 60° | 50 | 50 | 50 | 3370 | 69000 |
| 35° | 65° | 55.32 | 50 | 52.86 | 3390 | 70800 |
| 40° | 65° | 59.16 | 50 | 59.16 | 3520 | 73700 |
| 45° | 70° | 66.45 | 50 | 64.09 | 3520 | 74400 |
| 50° | 70° | 73.1 | 50 | 73.1 | 3700 | 74700 |
| 55° | 75° | 84.2 | 50 | 81.92 | 3690 | 75100 |
| 60° | 75° | 96.59 | 50 | 96.59 | 3950 | 75500 |
| 65° | 80° | 93.21 | 40 | 91.42 | 4070 | 75900 |
| 70° | 80° | 100.78 | 35 | 100.78 | 4570 | 76300 |
| 75° | 85° | 96.23 | 25 | 95.13 | 4530 | 76700 |



| CODE | β | A | B | C | D | E | F | G | H | I | J | K | L | M | N | O | P | Q |
|--------------|---------|--------|--------|----|-----|-----|-----|-----|----|----|-----|----|-----|------|-----|-------|-----|-----|
| 0150.0260-00 | 0° | 308 | 60 | 80 | 295 | 215 | 155 | 204 | 70 | 15 | 155 | 25 | 280 | 63.5 | 50 | 127 | 320 | 160 |
| 0150.0260-05 | 5° | 317.63 | 64.37 | 80 | 290 | 210 | 155 | 204 | 90 | 15 | 155 | 25 | 280 | 70.5 | 50 | 134 | 320 | 160 |
| 0150.0260-10 | 10° | 323.81 | 89.28 | 80 | 280 | 200 | 155 | 204 | 70 | 15 | 155 | 25 | 280 | 78.5 | 50 | 142 | 320 | 160 |
| 0150.0260-15 | 15° | 331.7 | 94.96 | 80 | 270 | 190 | 155 | 204 | 70 | 15 | 155 | 25 | 280 | 76 | 50 | 151 | 320 | 160 |
| 0150.0260-20 | 20° | 337.8 | 106.02 | 80 | 265 | 185 | 155 | 204 | 70 | 15 | 155 | 25 | 280 | 76 | 50 | 151 | 320 | 160 |
| 0150.0260-25 | 25° | 345.05 | 112.89 | 60 | 255 | 195 | 150 | 204 | 70 | 15 | 150 | 15 | 330 | 52.5 | 120 | 167.5 | 360 | 160 |
| 0150.0260-30 | 30° | 357.11 | 116.73 | 60 | 250 | 190 | 150 | 204 | 70 | 15 | 150 | 15 | 330 | 60 | 120 | 175 | 360 | 160 |
| 0150.0260-35 | 35° | 362.94 | 132.76 | 60 | 245 | 185 | 150 | 204 | 70 | 15 | 150 | 15 | 330 | 62.5 | 130 | 182.5 | 360 | 160 |
| 0150.0260-40 | 40° | 373.16 | 142.98 | 60 | 240 | 180 | 150 | 204 | 70 | 15 | 150 | 15 | 330 | 70 | 130 | 190 | 360 | 160 |
| 0150.0260-45 | 45° | 348.64 | 154.39 | 45 | 205 | 160 | 130 | 204 | 70 | 15 | 130 | 15 | 335 | 71 | 100 | 161 | 365 | 160 |
| 0150.0260-50 | 50° | 355.42 | 170.24 | 45 | 205 | 160 | 130 | 204 | 70 | 15 | 130 | 15 | 335 | 79 | 100 | 167 | 365 | 160 |
| 0150.0260-55 | 55° | 361.67 | 186.67 | 45 | 215 | 170 | 130 | 204 | 70 | 15 | 130 | 15 | 335 | 64.5 | 100 | 152.5 | 365 | 160 |
| 0150.0260-60 | 60° | 371.66 | 201.11 | 45 | 205 | 160 | 130 | 204 | 70 | 15 | 130 | 15 | 335 | 49.5 | 120 | 159.5 | 365 | 160 |
| 0150.0260-65 | 65° | 367.84 | 213.13 | 45 | 211 | 166 | 120 | 204 | 70 | 20 | 120 | 15 | 335 | 49.5 | 120 | 159.5 | 365 | 160 |
| 0150.0260-70 | 70° | 372.05 | 220.55 | 45 | 210 | 165 | 130 | 226 | 90 | 15 | 130 | 15 | 335 | 49.5 | 120 | 159.5 | 365 | 160 |
| 0150.0260-75 | 75° | 352.07 | 246.93 | 35 | 185 | 150 | 115 | 226 | 90 | 15 | 115 | 15 | 335 | 49.5 | 120 | 159.5 | 365 | 160 |

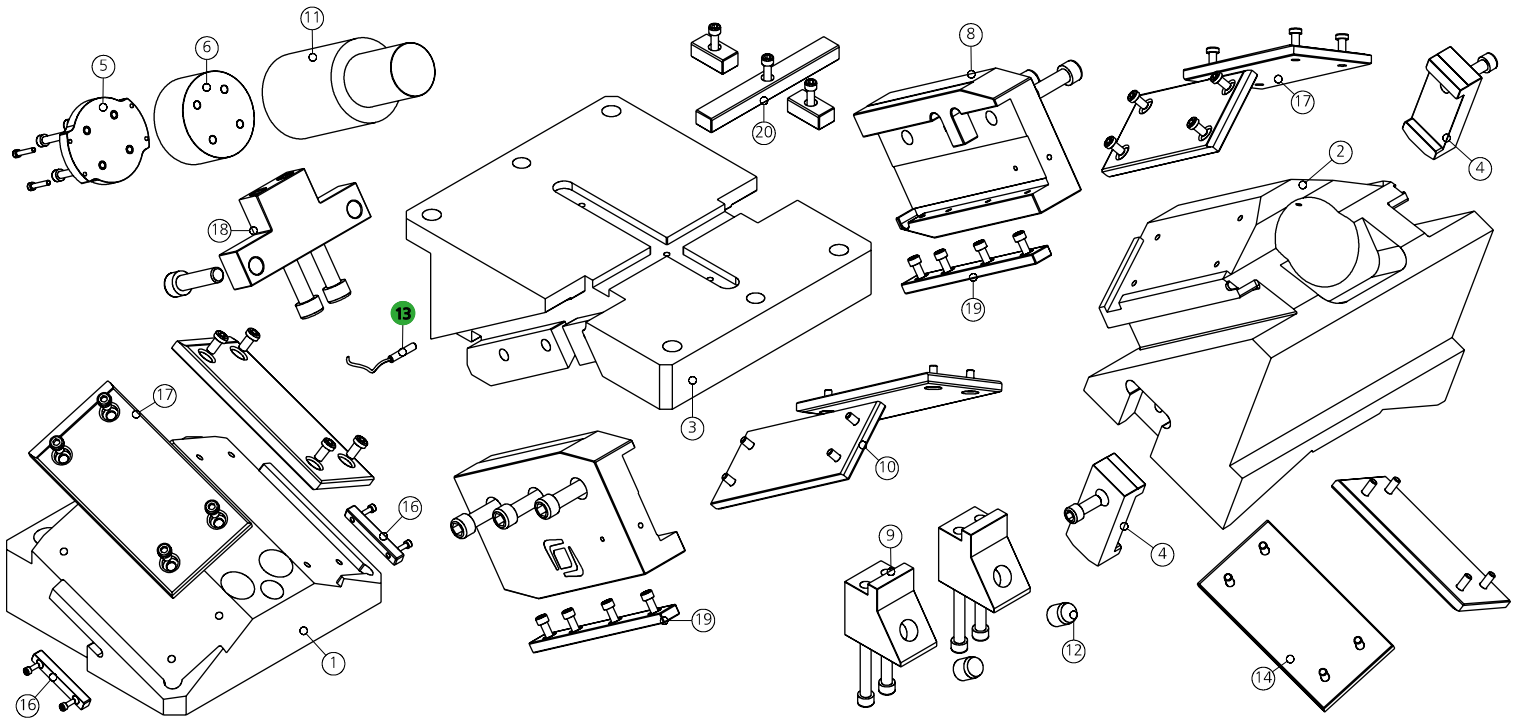
13 PATENT PENDING

13 (9003) SENSORE / SENSOR / SENSOR



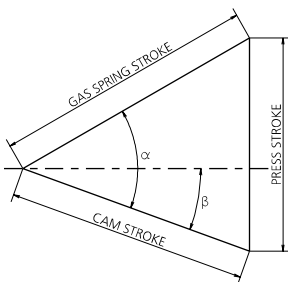
MODELLO D'ORDINE / ORDER EXAMPLE / BESTELLBEISPIEL / MODÈLE DE COMMANDE

MODEL **0150.0260** INCLINATION **-10°** OPTION CODE **9003.0002**

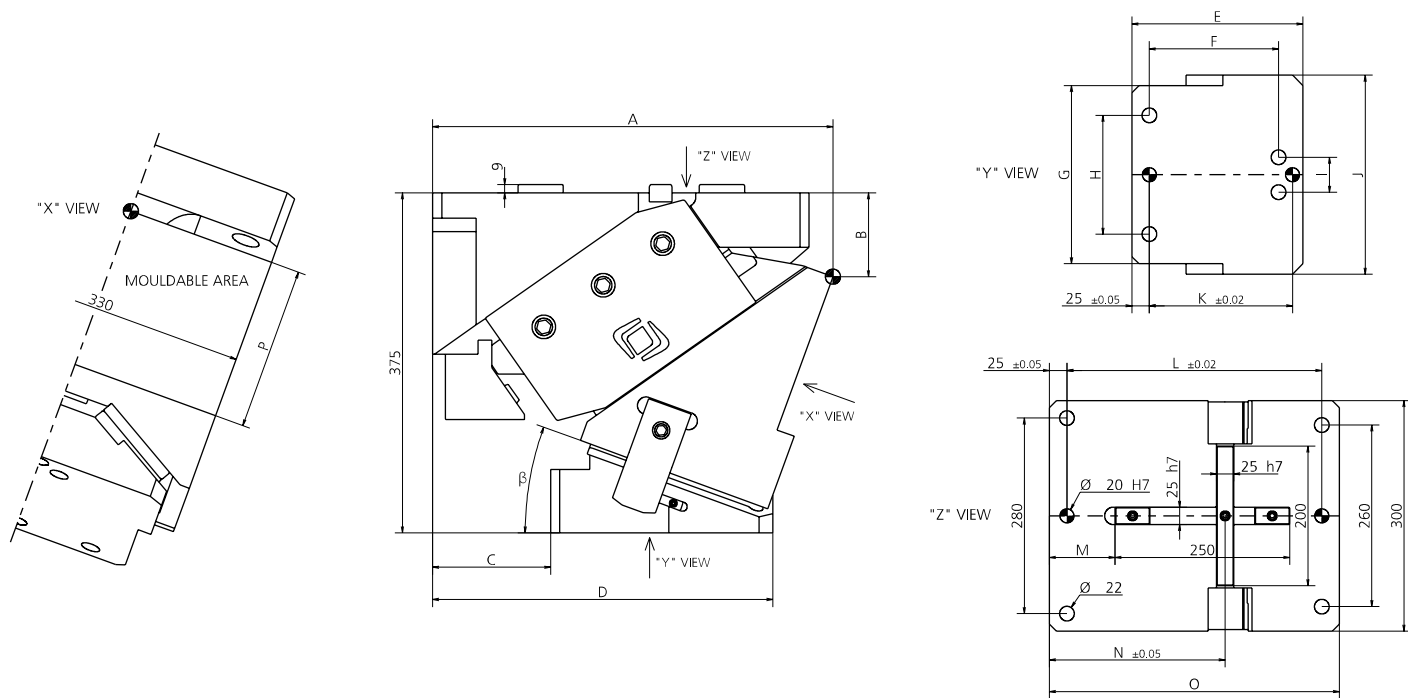


| POS. | DESCRIPTION | Q.TY |
|------|--|------|
| 001 | CUNEO / WEDGE / DRUCKKEIL | 1 |
| 002 | SLITTA / SLIDER / LAGERKEIL | 1 |
| 003 | CORPO CAMMA / CAM BODY / GRUNDGEHÄUSE | 1 |
| 004 | STAFFA DI AGGANCIAMENTO / BRACKET ATTACHMENTS / BRACKETBEFESTIGUNG | 2 |
| 005 | PIASTRINA / PLATE / PLATTE | 1 |
| 006 | DISTANZIALE / SPACER / ABSTANDSHALTER | 1 |
| 007 | STAFFA / BRACKET / BRACKET | 1 |
| 008 | STAFFA / BRACKET / BRACKET | 1 |
| 009 | FINECORSA / LIMIT SWITCHES / ENDSCHALTER | 2 |
| 010 | PIASTRA DI SCORRIMENTO / WEAR PLATE / DRUCKPLATTE | 2 |

| POS. | DESCRIPTION | Q.TY |
|------|--|----------|
| 011 | CILINDRO AD AZOTO / NITROGEN CYLINDER / STICKSTOFFZYLINDER | 1 |
| 012 | PUNTALINO / BUMP STOP / STOSSDÄMPFERSPITZE | 2 |
| 013 | SENSORE DI SICUREZZA / SECURITY SENSOR / SENSOR FÜR SICHERHEIT | 1*OPTION |
| 014 | PIASTRA DI SCORRIMENTO / WEAR PLATE / DRUCKPLATTE | 2 |
| 015 | CHIAVETTA / KEY / SCHLÜSSEL | 2 |
| 016 | CHIAVETTA / KEY / SCHLÜSSEL | 2 |
| 017 | PIASTRA DI SCORRIMENTO / WEAR PLATE / DRUCKPLATTE | 4 |
| 018 | FINECORSA / LIMIT SWITCHES / ENDSCHALTER | 1 |
| 019 | PIASTRA DI SCORRIMENTO / WEAR PLATE / DRUCKPLATTE | 2 |
| 020 | CHIAVETTA / KEY / SCHLÜSSEL | 1 |



| β | α | PRESS STROKE | GAS SPRING STROKE | CAM STROKE | EXTRACTION FORCE (daN) | CUTTING FORCE (daN) |
|---------|----------|--------------|-------------------|------------|------------------------|---------------------|
| 0° | 50° | 44.43 | 58 | 37.28 | 6390 | 100600 |
| 5° | 50° | 44.6 | 58 | 41.17 | 6460 | 100500 |
| 10° | 55° | 48.24 | 58 | 41.64 | 6660 | 100500 |
| 15° | 55° | 49.19 | 58 | 46 | 6780 | 100500 |
| 20° | 55° | 50.56 | 58 | 50.56 | 6950 | 100700 |
| 25° | 60° | 55.42 | 58 | 52.42 | 7120 | 100900 |
| 30° | 60° | 58 | 58 | 58 | 7370 | 101000 |
| 35° | 65° | 64.17 | 58 | 61.32 | 7510 | 101200 |
| 40° | 65° | 68.62 | 58 | 68.62 | 7850 | 101300 |
| 45° | 70° | 77.08 | 58 | 74.34 | 7960 | 101400 |
| 50° | 70° | 84.79 | 58 | 84.79 | 8440 | 101500 |
| 55° | 75° | 97.67 | 58 | 95.02 | 8510 | 101600 |
| 60° | 75° | 112.05 | 58 | 112.05 | 9180 | 101700 |
| 65° | 80° | 104.86 | 45 | 102.85 | 9480 | 101800 |
| 70° | 85° | 131.07 | 45 | 127.09 | 9490 | 101900 |
| 75° | 85° | 115.47 | 30 | 114.15 | 9590 | 102000 |



| CODE | β | A | B | C | D | E | F | G | H | I | J | K | L | M | N | O | P |
|--------------|---------|--------|--------|-----|-----|-----|-----|-----|-----|-----|-----|-----|-----|-------|-------|-----|-----|
| 0150.0330-00 | 0° | 403 | 75 | 130 | 410 | 280 | 185 | 254 | 170 | 60 | 285 | 205 | 365 | 72 | 209.5 | 415 | 180 |
| 0150.0330-05 | 5° | 410.89 | 94.3 | 130 | 398 | 268 | 185 | 254 | 170 | 50 | 285 | 205 | 365 | 82.5 | 220 | 415 | 180 |
| 0150.0330-10 | 10° | 418.81 | 99.28 | 130 | 384 | 254 | 185 | 254 | 170 | 50 | 285 | 205 | 365 | 93 | 230.5 | 415 | 180 |
| 0150.0330-15 | 15° | 426.7 | 104.96 | 130 | 385 | 255 | 185 | 254 | 170 | 50 | 285 | 205 | 365 | 103.5 | 241 | 415 | 180 |
| 0150.0330-20 | 20° | 434.51 | 111.32 | 130 | 375 | 245 | 185 | 254 | 170 | 50 | 285 | 205 | 365 | 94 | 251.5 | 415 | 180 |
| 0150.0330-25 | 25° | 417.16 | 118.36 | 80 | 339 | 259 | 145 | 254 | 170 | 50 | 285 | 175 | 365 | 104.5 | 237 | 415 | 180 |
| 0150.0330-30 | 30° | 426.61 | 131.06 | 80 | 330 | 250 | 145 | 254 | 170 | 50 | 285 | 175 | 365 | 95 | 247.5 | 415 | 180 |
| 0150.0330-35 | 35° | 427.78 | 150.13 | 80 | 317 | 237 | 145 | 254 | 170 | 50 | 285 | 175 | 365 | 104 | 256.5 | 415 | 180 |
| 0150.0330-40 | 40° | 438.66 | 158.34 | 80 | 312 | 232 | 145 | 254 | 170 | 50 | 285 | 175 | 365 | 98 | 265.5 | 415 | 180 |
| 0150.0330-45 | 45° | 395.15 | 172.88 | 30 | 255 | 225 | 145 | 254 | 170 | 50 | 285 | 175 | 401 | 62 | 224.5 | 450 | 180 |
| 0150.0330-50 | 50° | 412.72 | 188.31 | 30 | 252 | 222 | 145 | 254 | 170 | 50 | 285 | 175 | 401 | 56 | 233.5 | 450 | 180 |
| 0150.0330-55 | 55° | 423.22 | 212.08 | 30 | 256 | 226 | 145 | 254 | 170 | 50 | 285 | 175 | 401 | 63.4 | 240.9 | 450 | 180 |
| 0150.0330-60 | 60° | 433.59 | 232.11 | 30 | 258 | 228 | 145 | 254 | 170 | 50 | 285 | 175 | 401 | 71 | 248.5 | 450 | 180 |
| 0150.0330-65 | 65° | 434.62 | 242.64 | 0 | 242 | 242 | 140 | 330 | 293 | 293 | 330 | 175 | 401 | 71 | 248.5 | 450 | 180 |
| 0150.0330-70 | 70° | 429.87 | 254.52 | 0 | 232 | 232 | 125 | 330 | 293 | 293 | 330 | 175 | 401 | 71 | 248.5 | 450 | 180 |
| 0150.0330-75 | 75° | 418.49 | 262.53 | 0 | 221 | 221 | 105 | 330 | 293 | 293 | 330 | 160 | 401 | 56 | 233.5 | 450 | 180 |

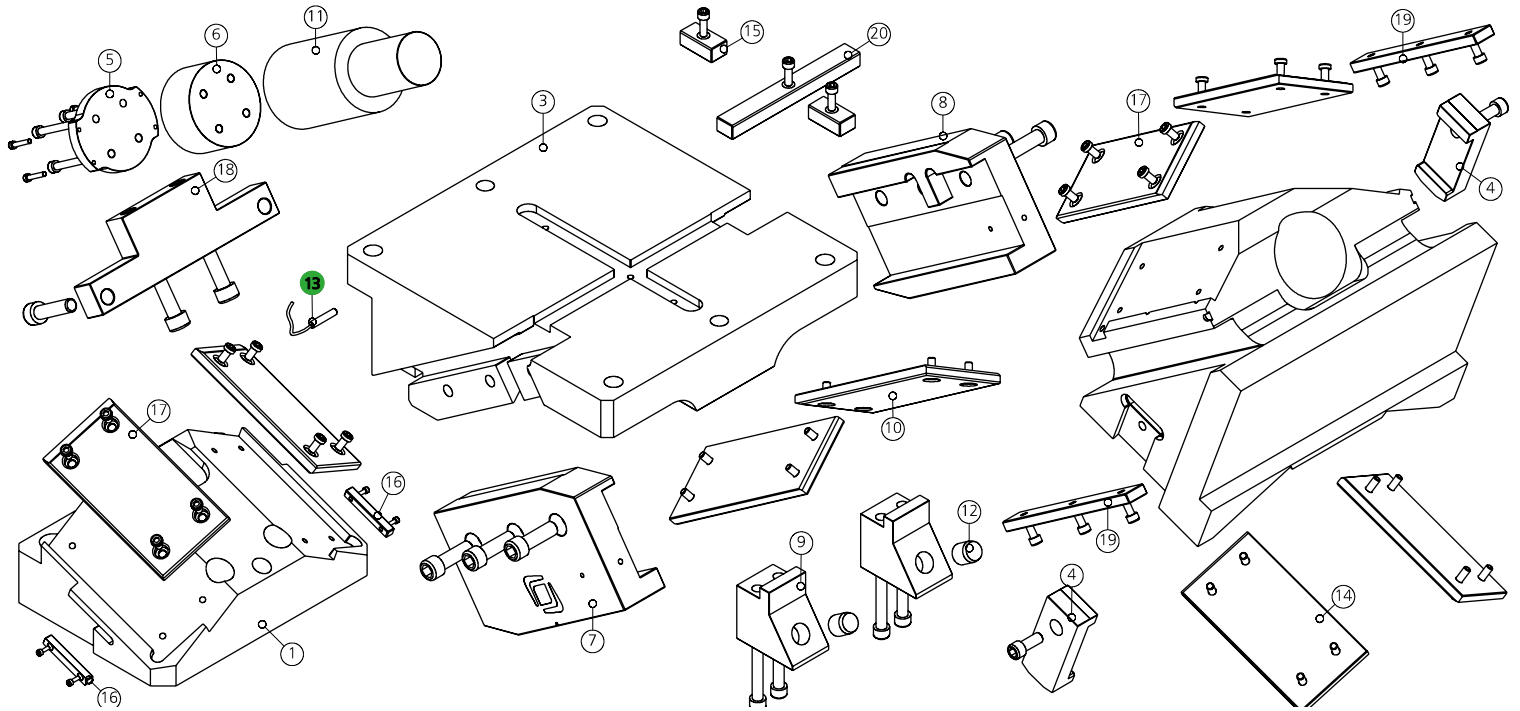
13 PATENT PENDING

13 (9003) SENSORE / SENSOR / SENSOR



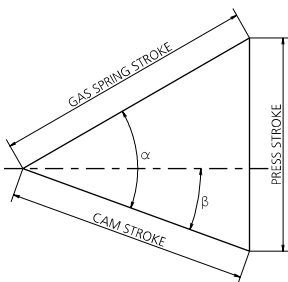
MODELLO D'ORDINE / ORDER EXAMPLE / BESTELLBEISPIEL / MODÈLE DE COMMANDE

MODEL **0150.0330** INCLINATION **-10°** OPTION CODE **9003.0001**

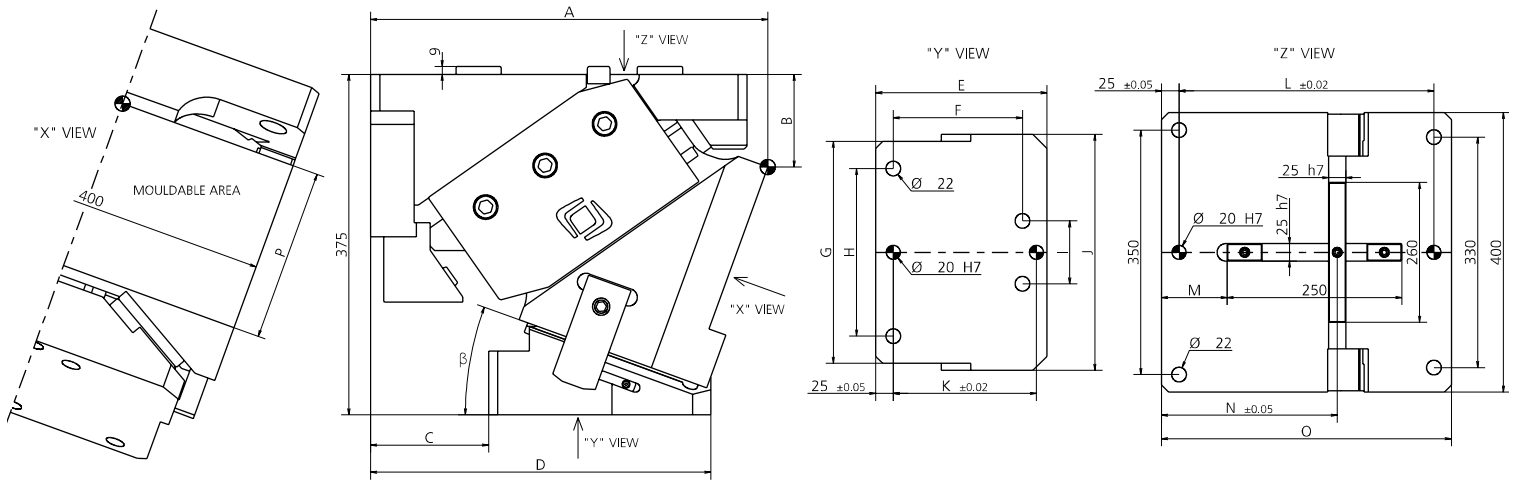


| POS. | DESCRIPTION | Q.TY |
|------|---|------|
| 001 | CUNEO / WEDGE / DRUCKKEIL | 1 |
| 002 | SLITTA / SLIDER / LAGERKEIL | 1 |
| 003 | CORPO CAMMA / CAM BODY / GRUNDGEHÄUSE | 1 |
| 004 | STAFFA DI AGGANCIO / BRACKET ATTACHMENTS / BRACKETBEFESTIGUNG | 2 |
| 005 | PIASTRINA / PLATE / PLATTE | 1 |
| 006 | DISTANZIALE / SPACER / ABSTANDSHALTER | 1 |
| 007 | STAFFA / BRACKET / BRACKET | 1 |
| 008 | STAFFA / BRACKET / BRACKET | 1 |
| 009 | FINECORSA / LIMIT SWITCHES / ENDSCHALTER | 2 |
| 010 | PIASTRA DI SCORRIMENTO / WEAR PLATE / DRUCKPLATTE | 2 |

| POS. | DESCRIPTION | Q.TY |
|------|--|----------|
| 011 | CILINDRO AD AZOTO / NITROGEN CYLINDER / STICKSTOFFZYLINDER | 1 |
| 012 | PUNTALINO / BUMP STOP / STOSSDÄMPFERSPITZE | 2 |
| 013 | SENSORE DI SICUREZZA / SECURITY SENSOR / SENSOR FÜR SICHERHEIT | 1*OPTION |
| 014 | PIASTRA DI SCORRIMENTO / WEAR PLATE / DRUCKPLATTE | 2 |
| 015 | CHIAVETTA / KEY / SCHLÜSSEL | 2 |
| 016 | CHIAVETTA / KEY / SCHLÜSSEL | 2 |
| 017 | PIASTRA DI SCORRIMENTO / WEAR PLATE / DRUCKPLATTE | 4 |
| 018 | FINECORSA / LIMIT SWITCHES / ENDSCHALTER | 1 |
| 019 | PIASTRA DI SCORRIMENTO / WEAR PLATE / DRUCKPLATTE | 2 |
| 020 | CHIAVETTA / KEY / SCHLÜSSEL | 1 |



| β | α | PRESS STROKE | GAS SPRING STROKE | CAM STROKE | EXTRACTION FORCE (daN) | CUTTING FORCE (daN) |
|---------|----------|--------------|-------------------|------------|------------------------|---------------------|
| 0° | 50° | 44.43 | 58 | 37.28 | 6390 | 105500 |
| 5° | 50° | 44.6 | 58 | 41.17 | 6460 | 105500 |
| 10° | 55° | 48.24 | 58 | 41.64 | 6660 | 105400 |
| 15° | 55° | 49.19 | 58 | 46 | 6780 | 105400 |
| 20° | 55° | 50.56 | 58 | 50.56 | 6950 | 105400 |
| 25° | 60° | 55.42 | 58 | 52.42 | 7120 | 105400 |
| 30° | 60° | 58 | 58 | 58 | 7370 | 105400 |
| 35° | 65° | 64.17 | 58 | 61.32 | 7510 | 105400 |
| 40° | 65° | 68.62 | 58 | 68.62 | 7850 | 105400 |
| 45° | 70° | 77.08 | 58 | 74.34 | 7960 | 105400 |
| 50° | 70° | 84.79 | 58 | 84.79 | 8440 | 105300 |
| 55° | 75° | 97.67 | 58 | 95.02 | 8510 | 105300 |
| 60° | 75° | 112.05 | 58 | 112.05 | 9180 | 105300 |
| 65° | 80° | 104.86 | 45 | 102.85 | 9480 | 105300 |
| 70° | 85° | 131.07 | 45 | 127.09 | 9490 | 105300 |
| 75° | 85° | 115.47 | 30 | 114.15 | 9590 | 105200 |



| CODE | β | A | B | C | D | E | F | G | H | I | J | K | L | M | N | O | P |
|--------------|---------|--------|--------|-----|-----|-----|-----|-----|-----|-----|-----|-----|-----|-------|-------|-----|-----|
| 0150.0400-00 | 0° | 403 | 75 | 130 | 410 | 280 | 185 | 318 | 240 | 90 | 338 | 205 | 365 | 72 | 209.5 | 415 | 180 |
| 0150.0400-05 | 5° | 410.89 | 94.3 | 130 | 410 | 280 | 185 | 318 | 240 | 90 | 338 | 205 | 365 | 82.5 | 220 | 415 | 180 |
| 0150.0400-10 | 10° | 418.81 | 99.28 | 130 | 385 | 255 | 185 | 318 | 240 | 90 | 338 | 205 | 365 | 93 | 230.5 | 415 | 180 |
| 0150.0400-15 | 15° | 426.7 | 104.96 | 130 | 385 | 255 | 185 | 318 | 240 | 90 | 338 | 205 | 365 | 103.5 | 241 | 415 | 180 |
| 0150.0400-20 | 20° | 434.51 | 111.32 | 130 | 375 | 245 | 185 | 318 | 240 | 90 | 338 | 205 | 365 | 94 | 251.5 | 415 | 180 |
| 0150.0400-25 | 25° | 417.16 | 118.36 | 80 | 340 | 260 | 145 | 318 | 240 | 90 | 338 | 175 | 365 | 104.5 | 237 | 415 | 180 |
| 0150.0400-30 | 30° | 424.61 | 131.06 | 80 | 330 | 250 | 145 | 318 | 240 | 90 | 338 | 175 | 365 | 95 | 247.5 | 415 | 180 |
| 0150.0400-35 | 35° | 427.78 | 150.13 | 80 | 317 | 237 | 145 | 318 | 240 | 90 | 338 | 175 | 365 | 104 | 256.5 | 415 | 180 |
| 0150.0400-40 | 40° | 438.66 | 158.34 | 80 | 310 | 230 | 145 | 318 | 240 | 90 | 338 | 175 | 365 | 98 | 265.5 | 415 | 180 |
| 0150.0400-45 | 45° | 395.15 | 172.88 | 30 | 255 | 225 | 145 | 318 | 240 | 90 | 338 | 175 | 401 | 62 | 224.5 | 450 | 180 |
| 0150.0400-50 | 50° | 412.72 | 188.31 | 30 | 245 | 215 | 145 | 318 | 240 | 90 | 338 | 175 | 401 | 56 | 233.5 | 450 | 180 |
| 0150.0400-55 | 55° | 423.22 | 212.08 | 30 | 256 | 226 | 145 | 318 | 240 | 90 | 338 | 175 | 401 | 63.4 | 240.9 | 450 | 180 |
| 0150.0400-60 | 60° | 433.59 | 232.11 | 30 | 260 | 230 | 145 | 318 | 240 | 90 | 338 | 175 | 401 | 71 | 248.5 | 450 | 180 |
| 0150.0400-65 | 65° | 434.62 | 242.64 | 0 | 242 | 242 | 140 | 400 | 363 | 363 | 400 | 175 | 401 | 71 | 248.5 | 450 | 180 |
| 0150.0400-70 | 70° | 429.87 | 254.52 | 0 | 226 | 226 | 125 | 400 | 363 | 363 | 400 | 175 | 401 | 71 | 248.5 | 450 | 180 |
| 0150.0400-75 | 75° | 418.49 | 262.53 | 0 | 214 | 214 | 105 | 400 | 363 | 363 | 400 | 160 | 401 | 56 | 233.5 | 450 | 180 |

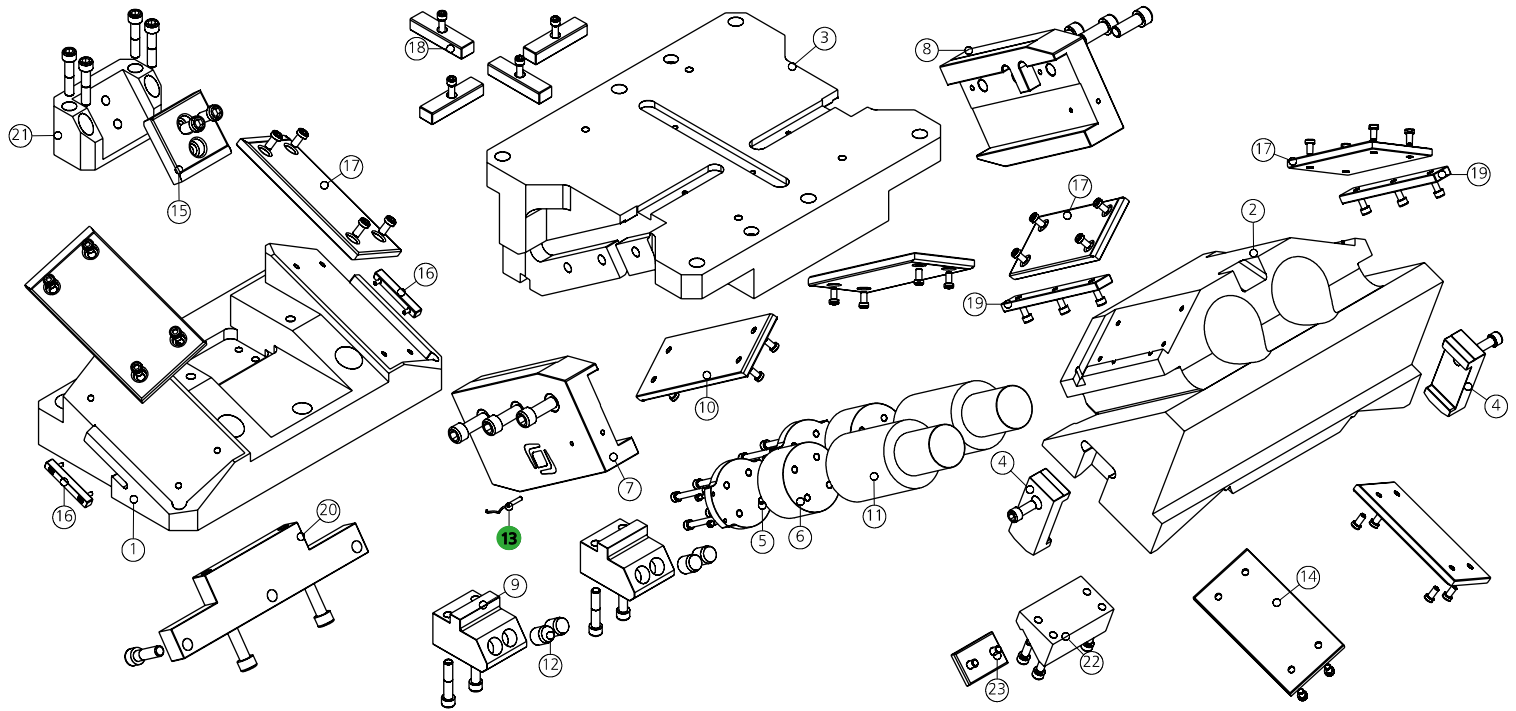
13 PATENT PENDING

13 (9003) SENSORE / SENSOR / SENSOR



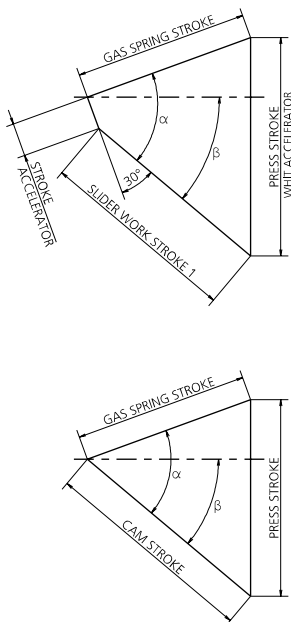
MODELLO D'ORDINE / ORDER EXAMPLE / BESTELLBEISPIEL / MODÈLE DE COMMANDE

MODEL **0150.0400** INCLINATION **-10°** OPTION CODE **9003.0001**

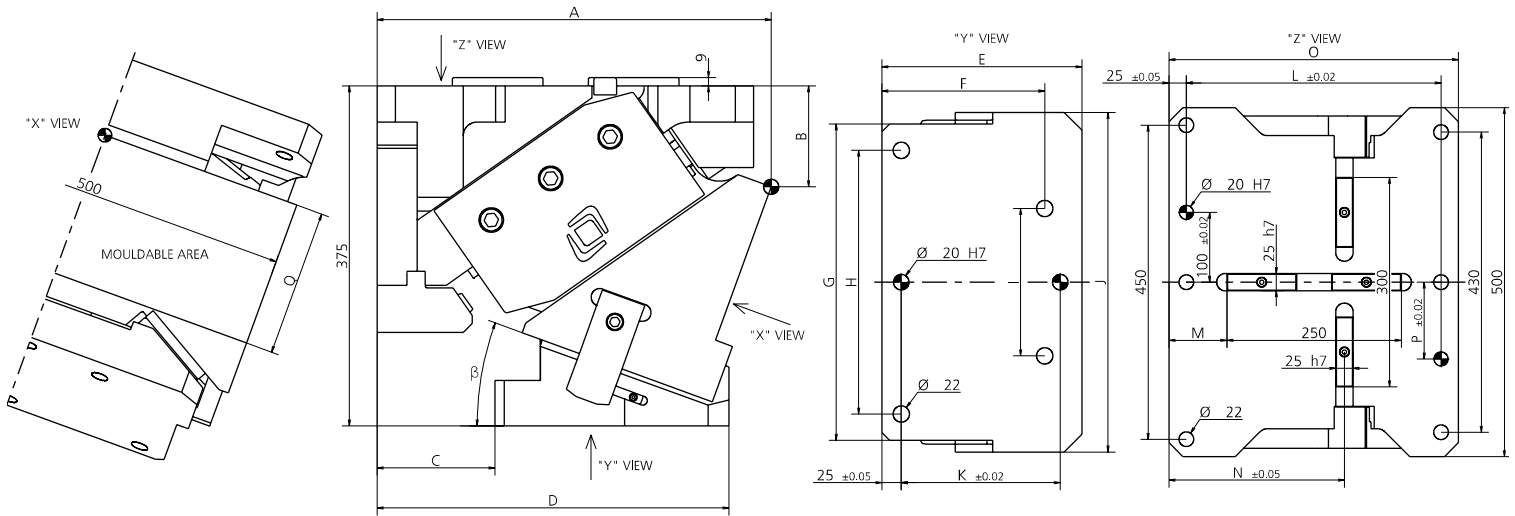


| POS. | DESCRIPTION | Q.TY |
|------|---|------|
| 001 | CUNEO / WEDGE / DRUCKKEIL | 1 |
| 002 | SLITTA / SLIDER / LAGERKEIL | 1 |
| 003 | CORPO CAMMA / CAM BODY / GRUNDGEHÄUSE | 1 |
| 004 | STAFFA DI AGGANCIO / BRACKET ATTACHMENTS / BRACKETBEFESTIGUNG | 2 |
| 005 | PIASTRINA / PLATE / PLATTE | 2 |
| 006 | DISTANZIALE / SPACER / ABSTANDSHALTER | 2 |
| 007 | STAFFA / BRACKET / BRACKET | 1 |
| 008 | STAFFA / BRACKET / BRACKET | 1 |
| 009 | FINECORSA / LIMIT SWITCHES / ENDSCHALTER | 2 |
| 010 | PIASTRA DI SCORRIMENTO / WEAR PLATE / DRUCKPLATTE | 2 |
| 011 | CILINDRO AD AZOTO / NITROGEN CYLINDER / STICKSTOFFZYLINDER | 2 |
| 012 | PUNTALINO / BUMP STOP / STOSSDÄMPFERSPITZE | 4 |

| POS. | DESCRIPTION | Q.TY |
|------|--|----------|
| 013 | SENSORE DI SICUREZZA / SECURITY SENSOR / SENSOR FÜR SICHERHEIT | 1*OPTION |
| 014 | PIASTRA DI SCORRIMENTO / WEAR PLATE / DRUCKPLATTE | 2 |
| 015 | PIASTRA DI SCORRIMENTO / WEAR PLATE / DRUCKPLATTE | 1 |
| 016 | CHIAVETTA / KEY / SCHLÜSSEL | 2 |
| 017 | PIASTRA DI SCORRIMENTO / WEAR PLATE / DRUCKPLATTE | 4 |
| 018 | CHIAVETTA / KEY / SCHLÜSSEL | 4 |
| 019 | PIASTRA DI SCORRIMENTO / WEAR PLATE / DRUCKPLATTE | 2 |
| 020 | FINECORSA / LIMIT SWITCHES / ENDSCHALTER | 1 |
| 021 | CUNEO / WEDGE / DRUCKKEIL | 1 |
| 022 | CUNEO / WEDGE / DRUCKKEIL | 1 |
| 023 | PIASTRA DI SCORRIMENTO / WEAR PLATE / DRUCKPLATTE | 1 |



| β | α | CAM STROKE | SLIDER WORK STROKE 2 | PRESS STROKE | PRESS STROKE WITH ACCELERATOR | STROKE ACCELERATOR | GAS SPRING STROKE | EXTRACTION FORCE (daN) | CUTTING FORCE (daN) |
|---------|----------|------------|----------------------|--------------|-------------------------------|--------------------|-------------------|------------------------|---------------------|
| 0° | 50° | 37.28 | 28.62 | 44.43 | 49.43 | 10 | 58 | 8700 | 115500 |
| 5° | 50° | 41.17 | 32.94 | 44.6 | 49.62 | 10 | 58 | 8700 | 115500 |
| 10° | 55° | 41.64 | 33.87 | 48.24 | 53.32 | 10 | 58 | 8570 | 115500 |
| 15° | 55° | 46 | 38.68 | 49.19 | 54.36 | 10 | 58 | 8570 | 115500 |
| 20° | 55° | 50.56 | 43.71 | 50.56 | 55.89 | 10 | 58 | 8570 | 115500 |
| 25° | 60° | 52.42 | 46.09 | 55.42 | 60.94 | 10 | 58 | 8380 | 115500 |
| 30° | 60° | 58 | 52.22 | 58 | 63.78 | 10 | 58 | 8380 | 115500 |
| 35° | 65° | 61.32 | 56.16 | 64.17 | 70.27 | 10 | 58 | 8120 | 115500 |
| 40° | 65° | 68.62 | 64.15 | 68.62 | 75.15 | 10 | 58 | 8120 | 115500 |
| 45° | 70° | 74.34 | 70.68 | 77.08 | 84.15 | 10 | 58 | 7800 | 115500 |
| 50° | 70° | 84.79 | 82.09 | 84.79 | 92.57 | 10 | 58 | 7800 | 115500 |
| 55° | 75° | 95.02 | / | 97.67 | / | / | 58 | 7410 | 115500 |
| 60° | 75° | 112.05 | / | 112.05 | / | / | 58 | 7410 | 115500 |
| 65° | 80° | 102.85 | / | 104.86 | / | / | 45 | 6930 | 115500 |
| 70° | 85° | 127.09 | / | 131.07 | / | / | 45 | 6450 | 115500 |
| 75° | 85° | 114.15 | / | 115.47 | / | / | 30 | 6680 | 115500 |



| CODE | β | A | B | C | D | E | F | G | H | I | J | K | L | M | N | O | P | Q |
|--------------|---------|--------|--------|-----|-----|-----|-----|-----|-----|-----|-----|-----|-----|-------|-------|-----|-----|-----|
| 0150.0500-00 | 0° | 403 | 75 | 130 | 396 | 266 | 185 | 408 | 340 | 190 | 438 | 205 | 365 | 83 | 209.5 | 415 | 110 | 180 |
| 0150.0500-05 | 5° | 410.89 | 94.3 | 130 | 398 | 268 | 185 | 408 | 340 | 190 | 438 | 205 | 365 | 83 | 220 | 415 | 110 | 180 |
| 0150.0500-10 | 10° | 418.81 | 99.28 | 130 | 384 | 254 | 185 | 408 | 340 | 190 | 438 | 205 | 365 | 83 | 230.5 | 415 | 110 | 180 |
| 0150.0500-15 | 15° | 426.7 | 104.96 | 130 | 385 | 255 | 185 | 408 | 340 | 190 | 438 | 205 | 365 | 83 | 241 | 415 | 110 | 180 |
| 0150.0500-20 | 20° | 434.51 | 111.32 | 130 | 376 | 246 | 185 | 408 | 340 | 190 | 438 | 205 | 365 | 83 | 251.5 | 415 | 110 | 180 |
| 0150.0500-25 | 25° | 417.16 | 118.36 | 80 | 339 | 259 | 145 | 408 | 340 | 190 | 438 | 175 | 365 | 83 | 237 | 415 | 110 | 180 |
| 0150.0500-30 | 30° | 424.16 | 131.06 | 80 | 330 | 250 | 145 | 408 | 340 | 190 | 438 | 175 | 365 | 83 | 247.5 | 415 | 170 | 180 |
| 0150.0500-35 | 35° | 427.78 | 150.13 | 80 | 317 | 237 | 145 | 408 | 340 | 190 | 438 | 175 | 365 | 83 | 256.5 | 415 | 110 | 180 |
| 0150.0500-40 | 40° | 438.66 | 158.34 | 80 | 312 | 232 | 145 | 408 | 340 | 190 | 438 | 175 | 365 | 83 | 265.5 | 415 | 110 | 180 |
| 0150.0500-45 | 45° | 395.15 | 172.88 | 30 | 255 | 225 | 145 | 408 | 340 | 190 | 438 | 175 | 401 | 103 | 224.5 | 455 | 110 | 180 |
| 0150.0500-50 | 50° | 412.72 | 188.31 | 30 | 245 | 215 | 145 | 408 | 340 | 190 | 438 | 175 | 401 | 100.5 | 233.5 | 450 | 110 | 180 |
| 0150.0500-55 | 55° | 423.22 | 212.08 | 30 | 256 | 226 | 145 | 408 | 340 | 190 | 438 | 175 | 401 | 100.5 | 241 | 450 | 110 | 180 |
| 0150.0500-60 | 60° | 433.59 | 232.11 | 30 | 258 | 228 | 145 | 408 | 340 | 190 | 438 | 175 | 401 | 100.5 | 248.5 | 450 | 110 | 180 |
| 0150.0500-65 | 65° | 434.62 | 242.64 | 0 | 245 | 245 | 140 | 500 | 463 | 463 | 500 | 175 | 401 | 100.5 | 248.5 | 450 | 110 | 180 |
| 0150.0500-70 | 70° | 429.87 | 254.52 | 0 | 219 | 219 | 125 | 500 | 463 | 463 | 500 | 175 | 401 | 100.5 | 248.5 | 450 | 110 | 180 |
| 0150.0500-75 | 75° | 418.49 | 262.53 | 0 | 208 | 208 | 105 | 500 | 463 | 463 | 500 | 160 | 401 | 100.5 | 233.5 | 450 | 110 | 180 |

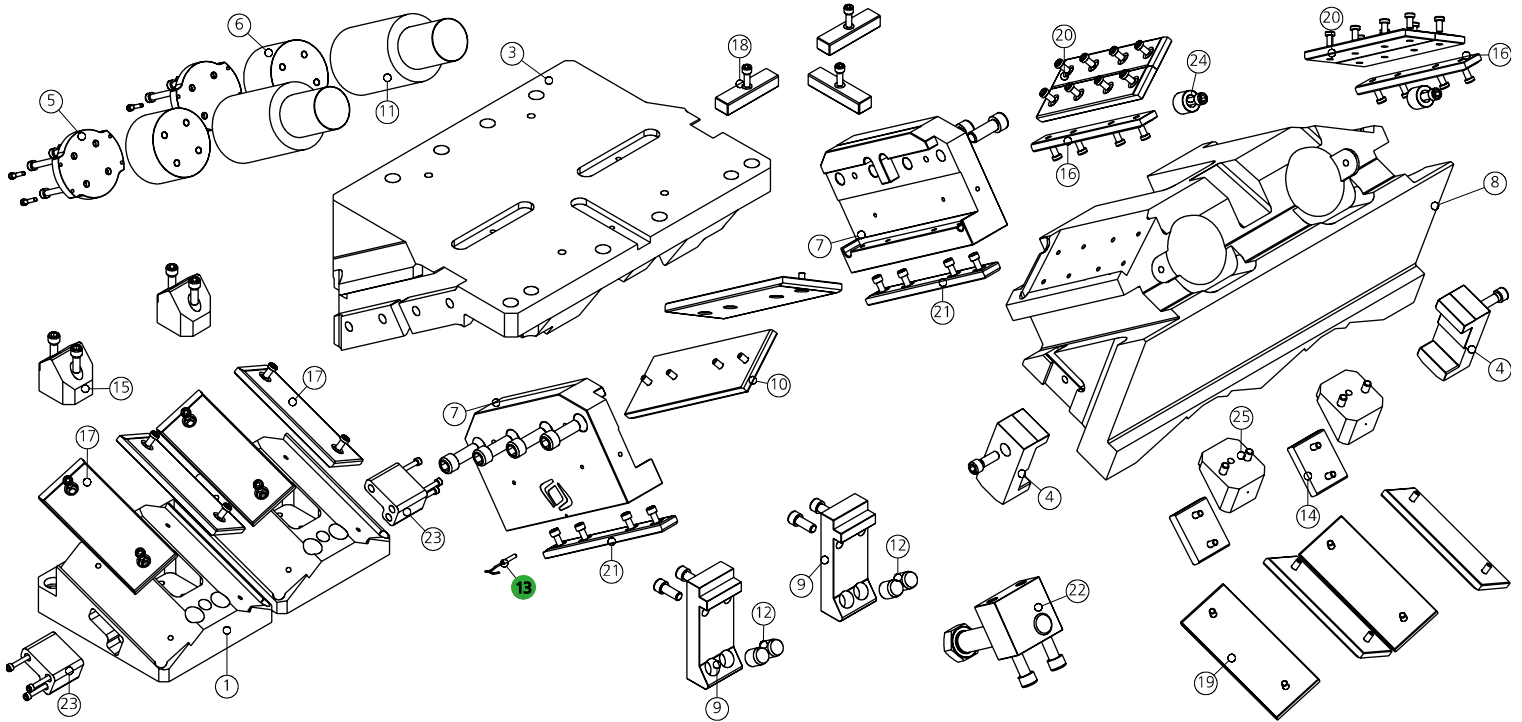
13 PATENT PENDING

13 (9003) SENSORE / SENSOR / SENSOR



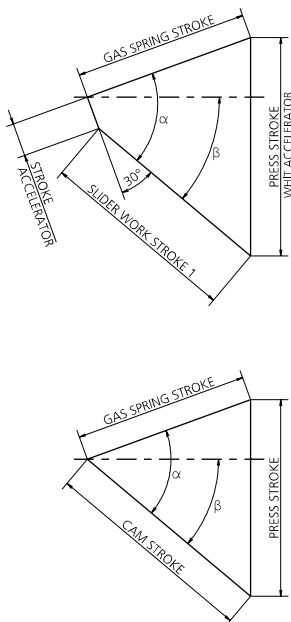
MODELLO D'ORDINE / ORDER EXAMPLE / BESTELLBEISPIEL / MODÈLE DE COMMANDE

MODEL **0150.0500** INCLINATION **-10°** OPTION CODE **9003.0001**

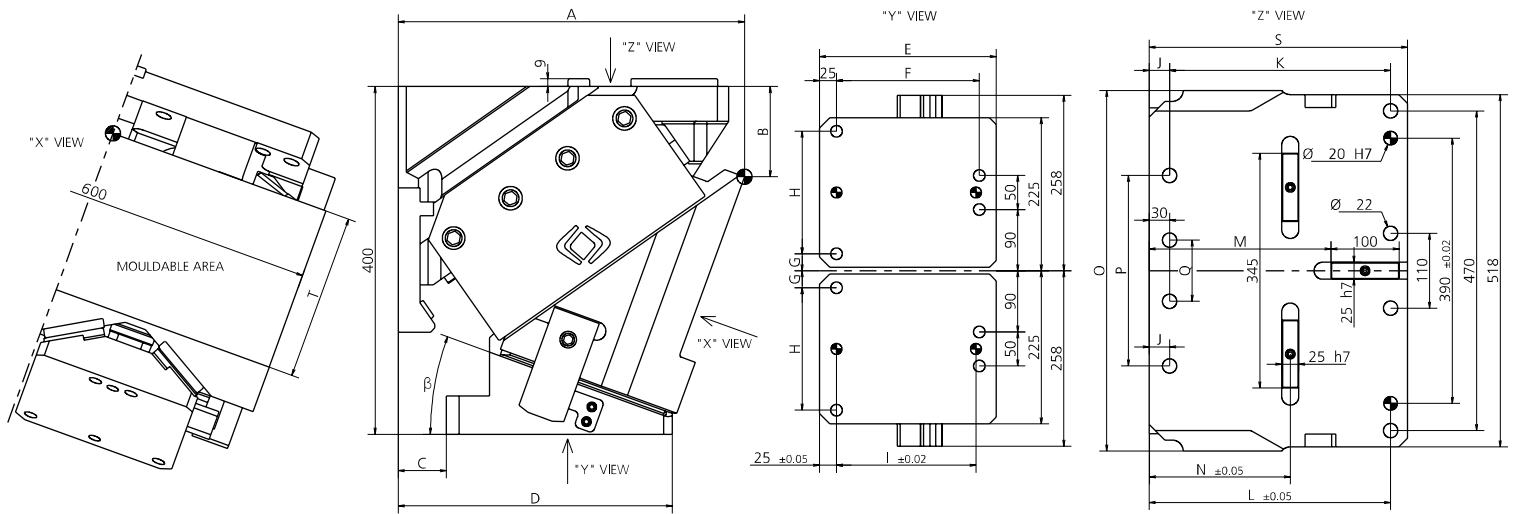


| POS. | DESCRIPTION | Q.TY |
|------|--|----------|
| 001 | CUNEO / WEDGE / DRUCKKEIL | 2 |
| 003 | CORPO CAMMA / CAM BODY / GRUNDGEHÄUSE | 1 |
| 004 | STAFFA DI AGGANCIO / BRACKET ATTACHMENTS / BRACKETBEFESTIGUNG | 2 |
| 005 | PIASTRINA / PLATE / PLATTE | 2 |
| 006 | DISTANZIALE / SPACER / ABSTANDSHALTER | 2 |
| 007 | STAFFA / BRACKET / BRACKET | 2 |
| 008 | SLITTA / SLIDER / LAGERKEIL | 1 |
| 009 | FINECORSO / LIMIT SWITCHES / ENDSCHALTER | 2 |
| 010 | PIASTRA DI SCORRIMENTO / WEAR PLATE / DRUCKPLATTE | 2 |
| 011 | CILINDRO AD AZOTO / NITROGEN CYLINDER / STICKSTOFFZYLINDER | 2 |
| 012 | PUNTALINO / BUMP STOP / STOSSDÄMPFERSPITZE | 4 |
| 013 | SENSORE DI SICUREZZA / SECURITY SENSOR / SENSOR FÜR SICHERHEIT | 1*OPTION |

| POS. | DESCRIPTION | Q.TY |
|------|---|------|
| 014 | PIASTRA DI SCORRIMENTO / WEAR PLATE / DRUCKPLATTE | 2 |
| 015 | CUNEO / WEDGE / DRUCKSTÜCK | 2 |
| 016 | PIASTRA DI SCORRIMENTO / WEAR PLATE / DRUCKPLATTE | 2 |
| 017 | PIASTRA DI SCORRIMENTO / WEAR PLATE / DRUCKPLATTE | 4 |
| 018 | CHIAVETTA / KEY / SCHLÜSSEL | 3 |
| 019 | PIASTRA DI SCORRIMENTO / WEAR PLATE / DRUCKPLATTE | 4 |
| 020 | PIASTRA DI SCORRIMENTO / WEAR PLATE / DRUCKPLATTE | 4 |
| 021 | PIASTRA DI SCORRIMENTO / WEAR PLATE / DRUCKPLATTE | 2 |
| 022 | FINECORSO / LIMIT SWITCHES / ENDSCHALTER | 1 |
| 023 | CHIAVETTA / KEY / SCHLÜSSEL | 2 |
| 024 | DISTANZIALE / SPACER / ABSTANDSHALTER | 2 |
| 025 | CUNEO / WEDGE / DRUCKKEIL | 2 |



| β | α | SLIDER WORK STROKE 1 | SLIDER WORK STROKE 2 | PRESS STROKE | PRESS STROKE WITH ACCELERATOR | STROKE ACCELERATOR | GAS SPRING STROKE | CAM STROKE | EXTRACTION FORCE (daN) | CUTTING FORCE (daN) |
|---------|----------|----------------------|----------------------|--------------|-------------------------------|--------------------|-------------------|------------|------------------------|---------------------|
| 0° | 50° | 37.28 | 25 | 44.43 | 51.52 | 14.18 | 58 | 37.28 | 9810 | 120200 |
| 5° | 50° | 41.17 | 25 | 44.6 | 54.47 | 19.66 | 58 | 41.17 | 9810 | 120200 |
| 10° | 55° | 41.64 | 25 | 48.24 | 59.11 | 21.4 | 58 | 41.64 | 9850 | 120200 |
| 15° | 55° | 46 | 35 | 49.19 | 56.96 | 15.02 | 58 | 46 | 9850 | 120200 |
| 20° | 55° | 50.56 | 35 | 50.56 | 62.66 | 22.75 | 58 | 50.56 | 9850 | 120200 |
| 25° | 60° | 52.42 | 35 | 55.42 | 70.61 | 27.53 | 58 | 52.42 | 9820 | 120200 |
| 30° | 60° | 58 | 35 | 58 | 81 | 39.84 | 58 | 58 | 9820 | 120200 |
| 35° | 65° | 61.32 | 40 | 64.17 | 89.39 | 41.32 | 58 | 61.32 | 9710 | 120200 |
| 40° | 65° | 68.62 | 50 | 68.62 | 95.84 | 41.7 | 58 | 68.62 | 9710 | 120200 |
| 45° | 70° | 74.34 | 55 | 77.08 | 114.44 | 52.84 | 58 | 74.34 | 9520 | 120200 |
| 50° | 70° | 84.79 | 77 | 84.79 | 107.22 | 28.84 | 58 | 84.79 | 9520 | 120200 |
| 55° | 75° | 95.02 | / | 97.67 | / | / | 58 | 95.02 | 9260 | 120200 |
| 60° | 75° | 112.05 | / | 112.05 | / | / | 58 | 112.05 | 9260 | 120200 |
| 65° | 80° | 102.85 | / | 104.86 | / | / | 45 | 102.85 | 8880 | 120200 |
| 70° | 85° | 127.09 | / | 131.07 | / | / | 45 | 127.09 | 8490 | 120200 |
| 75° | 85° | 114.15 | / | 115.47 | / | / | 30 | 114.15 | 8420 | 120200 |



| CODE | β | A | B | C | D | E | F | G | H | I | J | K | L | M | N | O | P | Q | R | S | T |
|--------------|---------|--------|--------|-----|-----|-----|-----|----|-----|-----|----|-----|-----|-------|-------|-----|-----|-----|-----|-----|-----|
| 0150.0600-00 | 0° | 368 | 75 | 120 | 375 | 255 | 205 | 25 | 180 | 200 | 30 | 330 | 360 | 272.5 | 167.5 | 600 | 560 | 250 | 330 | 385 | 200 |
| 0150.0600-05 | 5° | 377.63 | 89.37 | 105 | 363 | 258 | 210 | 25 | 180 | 205 | 30 | 330 | 360 | 272.5 | 182.5 | 600 | 560 | 250 | 330 | 385 | 200 |
| 0150.0600-10 | 10° | 387.28 | 99.59 | 105 | 350 | 245 | 205 | 25 | 180 | 200 | 30 | 330 | 360 | 272.5 | 192.5 | 600 | 560 | 250 | 330 | 385 | 200 |
| 0150.0600-15 | 15° | 396.88 | 110.64 | 95 | 340 | 245 | 195 | 25 | 180 | 190 | 30 | 330 | 360 | 272.5 | 207.5 | 600 | 560 | 250 | 330 | 385 | 200 |
| 0150.0600-20 | 20° | 391.35 | 122.53 | 55 | 315 | 260 | 210 | 25 | 180 | 205 | 30 | 325 | 355 | 267.5 | 207.5 | 530 | 280 | 90 | 325 | 380 | 200 |
| 0150.0600-25 | 25° | 400.61 | 135.23 | 55 | 305 | 250 | 200 | 25 | 180 | 195 | 30 | 325 | 355 | 267.5 | 222.5 | 530 | 280 | 90 | 325 | 380 | 200 |
| 0150.0600-30 | 30° | 409.61 | 138.74 | 45 | 295 | 250 | 200 | 25 | 180 | 195 | 30 | 345 | 375 | 287.5 | 222.5 | 530 | 280 | 90 | 345 | 400 | 200 |
| 0150.0600-35 | 35° | 418.26 | 153.01 | 5 | 285 | 280 | 230 | 25 | 180 | 225 | 30 | 355 | 385 | 302.5 | 202.5 | 530 | 280 | 90 | 355 | 415 | 200 |
| 0150.0600-40 | 40° | 426.51 | 168.02 | 5 | 280 | 275 | 225 | 25 | 180 | 220 | 30 | 380 | 410 | 322.5 | 217.5 | 530 | 280 | 90 | 380 | 435 | 200 |
| 0150.0600-45 | 45° | 434.3 | 183.73 | 5 | 270 | 265 | 215 | 25 | 180 | 210 | 30 | 380 | 410 | 322.5 | 242.5 | 530 | 280 | 90 | 380 | 435 | 200 |
| 0150.0600-50 | 50° | 419.53 | 180.82 | -5 | 220 | 225 | 175 | 25 | 180 | 170 | 30 | 400 | 430 | 342.5 | 232.5 | 530 | 280 | 100 | 400 | 455 | 200 |
| 0150.0600-55 | 55° | 427.8 | 199.87 | -5 | 210 | 215 | 165 | 25 | 180 | 160 | 30 | 400 | 430 | 342.5 | 247.5 | 530 | 280 | 100 | 400 | 455 | 200 |
| 0150.0600-60 | 60° | 425.24 | 224.61 | -15 | 200 | 215 | 165 | 25 | 180 | 160 | 30 | 400 | 430 | 342.5 | 267.5 | 530 | 280 | 100 | 400 | 455 | 200 |
| 0150.0600-65 | 65° | 431.81 | 244.96 | 5 | 190 | 185 | 140 | 35 | 160 | 130 | 55 | 415 | 470 | 382.5 | 262.5 | 600 | 560 | 250 | 440 | 495 | 200 |
| 0150.0600-70 | 70° | 437.45 | 270.84 | 5 | 185 | 180 | 135 | 35 | 160 | 125 | 55 | 415 | 470 | 382.5 | 262.5 | 600 | 560 | 250 | 440 | 495 | 200 |
| 0150.0600-75 | 75° | 442.12 | 292.17 | 5 | 180 | 175 | 120 | 35 | 160 | 130 | 55 | 415 | 470 | 382.5 | 327.5 | 600 | 560 | 250 | 440 | 495 | 200 |

13 PATENT PENDING

13 (9003) SENSORE / SENSOR / SENSOR



MODELLO D'ORDINE / ORDER EXAMPLE / BESTELLBEISPIEL / MODÈLE DE COMMANDE

MODEL **0150.0600** INCLINATION **-10°** OPTION CODE **9003.0001**



AERIAL CAM-0153

- IT** Cam meccanica di potenza fino a 32000 daN con ritorno garantito mediante cilindri ad azoto, su cui vengono applicati gli accessori o gli acciai per eseguire le lavorazioni desiderate. Questa cam può essere montata in posizione orizzontale o inclinata da 0° a 75°. Possibili applicazioni: adatta a lavori generalmente di trancitura, foratura e piegatura. Intercambiabile VDI.
- EN** Mechanical cam with power supply up to 32000 daN with return by nitrogen cylinders, on which are applied accessories or steel, to perform required work. This cam can be fitted horizontally or inclined from 0° to 75°. Means of application: generally suitable for shearing, drilling and bending work. Replaceable VDI.
- DE** Mechanische Stanzeinheit mit einer Kraft von bis zu 32000 daN und Stickstoffederrückzug. An der Stanzeinheit können je nach Bedarf Zubehör oder verschiedene Stahlsorten angebracht werden. Diese Nocke kann waagrecht oder von 0° bis 75° geneigt montiert werden. Mögliche Anwendungen: Stanzen, Prägen und Biegen. Austauschbar VDI.
- FR** Came mécanique d'une puissance allant jusqu'à 32000 daN avec retour garanti au moyen de vérins à azote, sur lequel sont appliqués les accessoires ou les aciers pour réaliser les usinages souhaités. Cette came peut être montée en position horizontale ou inclinée de 0° à 75°. Applications possibles: convient pour les travaux de découpage, de perçage et de pliage. Interchangeable VDI.

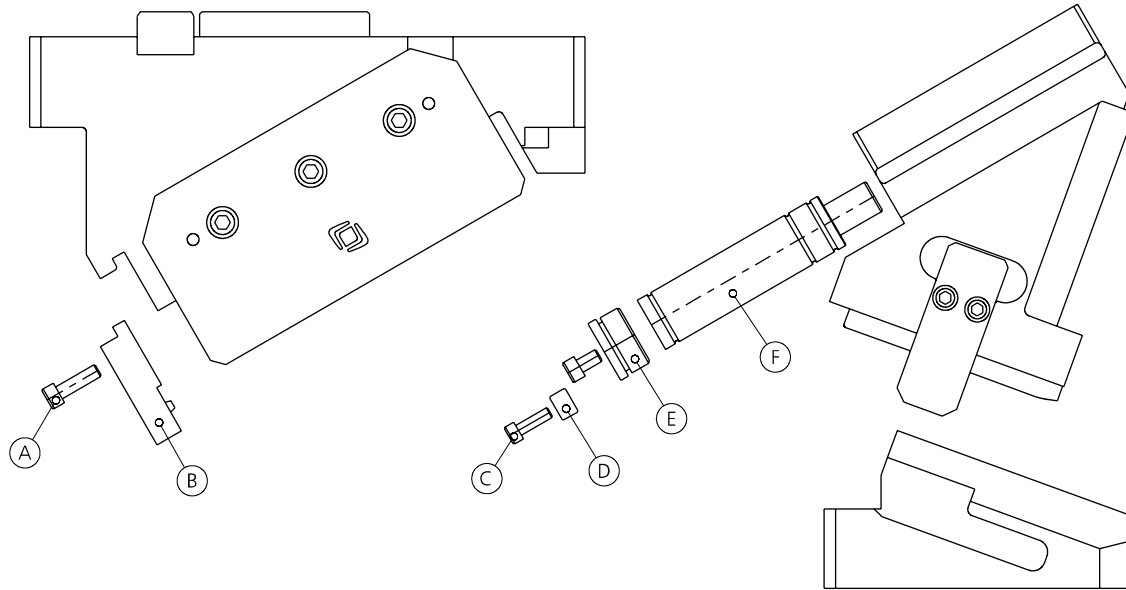


PUNTI DI FORZA / STRENGTHS / STÄRKEN / POINTS DE FORCE



AERIAL CAM-0153

SMONTAGGIO PRODOTTO / PRODUCT DISASSEMBLY / DEMONTAGE DES PRODUKTES / DÉMONTAGE PRODUIT



⚠ **ATTENZIONE:** cilindro a gas in pressione.
ATTENTION: gas cylinder under pressure.
ACHTUNG: Gasdruckfeder steht unter hohem Druck.
ATTENTION: cylindre à gaz sous pression.

IT **Attenzione:** Assicurarsi che la camma sia nella sua posizione normale prima di eseguire qualsiasi lavoro di smontaggio o manutenzione.

1. Togliere il fermo di fine corsa "B" rimuovendo le viti "A".
2. Togliere la piastrina "D" rimuovendo le viti "C".
3. Rimuovere il cilindro "F" svitando il distanziale "E".
4. Eseguire le verifiche
5. Rimontare con cura
6. Assicurare il corretto riposizionamento dei singoli componenti.

EN **Caution:** Ensure that the cam is in its normal position before performing any disassembly or maintenance work.

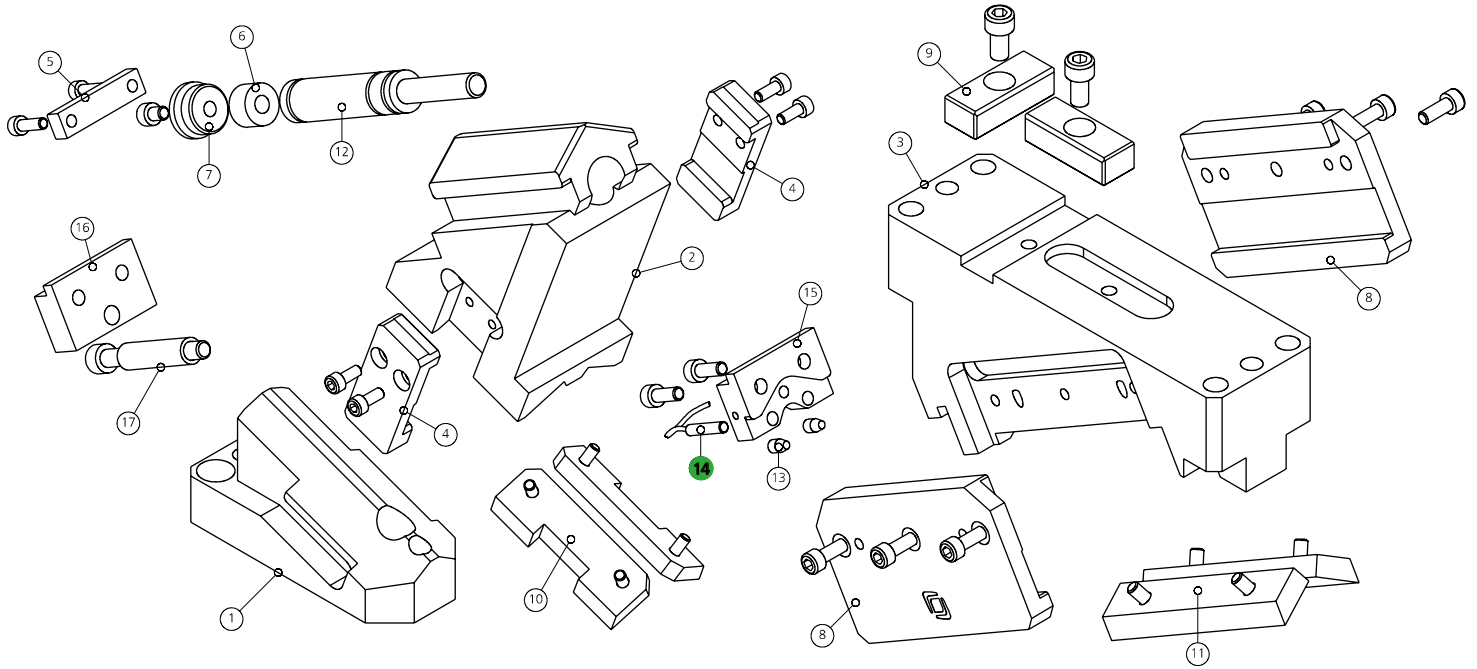
1. Remove limit stops "B" by removing screws "A".
2. Remove screws "C".
3. Remove the cylinder "F" by unscrewing the spacer "E".
4. Perform the checks
5. Reassemble with care
6. Ensure that the individual components are correctly repositioned.

DE **Achtung:** Vergewissern Sie sich, dass sich der Nocken in seiner normalen Position befindet, bevor Sie Demontage- oder Wartungsarbeiten durchführen.

1. Entfernen Sie die Endanschläge "B" durch Entfernen der Schrauben "A".
2. Schrauben "C" entfernen.
3. Entfernen Sie den Zylinder "F", indem Sie das Distanzstück "E" abschrauben.
4. Durchführung der Kontrollen
5. Sorgfältig wieder zusammenbauen
6. Vergewissern Sie sich, dass die einzelnen Komponenten richtig positioniert sind.

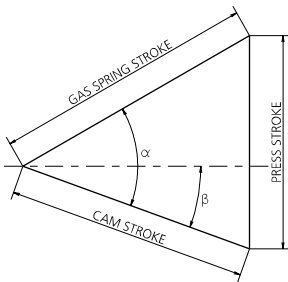
FR **Attention :** Assurez-vous que la came est dans sa position normale avant d'effectuer toute opération de démontage ou de maintenance.

1. Retirer les butées "B" en enlevant les vis "A".
2. Retirez les vis "C".
3. Retirer le cylindre "F" en dévissant l'entretoise "E".
4. Effectuer les contrôles
5. Réassemblez avec soin
6. Assurez-vous que les différents composants sont correctement repositionnés.

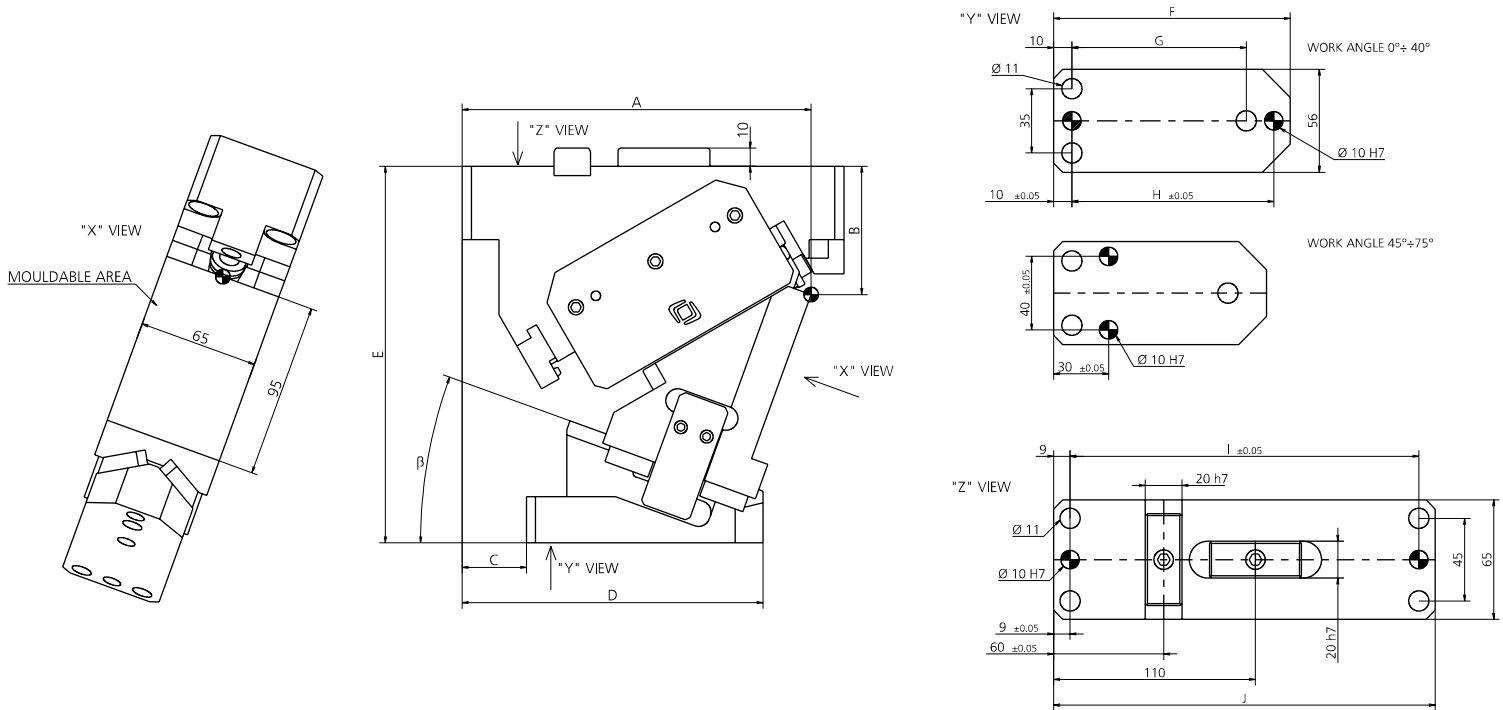


| POS. | DESCRIPTION | Q.TY |
|------|---|------|
| 001 | CUNEO / WEDGE / DRUCKKEIL | 1 |
| 002 | SLITTA / SLIDER / LAGERKEIL | 1 |
| 003 | CORPO CAMMA / CAM BODY / GRUNDGEHÄUSE | 1 |
| 004 | STAFFA DI AGGANCIO / BRACKET ATTACHMENTS / BRACKETBEFESTIGUNG | 2 |
| 005 | PIASTRINA / PLATE / PLATTE | 1 |
| 006 | DISTANZIALE / SPACER / ABSTANDSHALTER | 1 |
| 007 | DISTANZIALE / SPACER / ABSTANDSHALTER | 1 |
| 008 | STAFFA / BRACKET / BRACKET | 2 |
| 009 | CHIAVETTA / KEY / SCHLÜSSEL | 2 |

| POS. | DESCRIPTION | Q.TY |
|------|--|----------|
| 010 | PIASTRA DI SCORRIMENTO / WEAR PLATE / DRUCKPLATTE | 2 |
| 011 | PIASTRA DI SCORRIMENTO / WEAR PLATE / DRUCKPLATTE | 2 |
| 012 | CILINDRO AD AZOTO / NITROGEN CYLINDER / STICKSTOFFZYLINDER | 1 |
| 013 | PUNTALINO / BUMP STOP / STOSSDÄMPFERSPITZE | 2 |
| 014 | SENSORE DI SICUREZZA / SECURITY SENSOR / SENSOR FÜR SICHERHEIT | 1*OPTION |
| 015 | PIASTRINA / PLATE / PLATTE | 1 |
| 016 | PIASTRINA / PLATE / PLATTE | 1 |
| 017 | FINECORSA / LIMIT SWITCHES / ENDSCHALTER | 1 |



| β | α | PRESS STROKE | GAS SPRING STROKE | CAM STROKE | EXTRACTION FORCE (daN) | CUTTING FORCE (daN) |
|---------|----------|--------------|-------------------|------------|------------------------|---------------------|
| 0° | 50° | 34.5 | 45 | 28.9 | 560 | 21000 |
| 5° | 50° | 34.5 | 45 | 31.9 | 560 | 21200 |
| 10° | 50° | 35.0 | 45 | 35.0 | 580 | 21400 |
| 15° | 50° | 35.69 | 45 | 38.16 | 580 | 21400 |
| 20° | 50° | 36.68 | 45 | 41.47 | 610 | 21600 |
| 25° | 50° | 38.0 | 45 | 45.0 | 610 | 21600 |
| 30° | 50° | 39.8 | 45 | 48.83 | 630 | 21800 |
| 35° | 50° | 42.08 | 45 | 53.06 | 630 | 21800 |
| 40° | 50° | 45.0 | 45 | 57.85 | 630 | 22000 |
| 45° | 50° | 48.75 | 45 | 63.4 | 650 | 22200 |
| 50° | 50° | 35.75 | 30 | 46.6 | 650 | 22200 |
| 55° | 55° | 42.85 | 30 | 52.3 | 650 | 22400 |
| 60° | 60° | 39.8 | 23 | 46.0 | 660 | 22600 |
| 65° | 65° | 49.3 | 23 | 54.4 | 660 | 22800 |
| 70° | 70° | 37.0 | 13.5 | 39.5 | 680 | 23000 |
| 75° | 75° | 50.4 | 13.5 | 52.16 | 680 | 23000 |



| CODE | β | A | B | C | D | E | F | G | H | I | J |
|---------------------|---------|--------|--------|-----|-----|-----|-----|-----|-----|-----|-----|
| 0153.0065-00 | 0° | 170.88 | 65 | 44 | 180 | 200 | 136 | 95 | 115 | 164 | 183 |
| 0153.0065-05 | 5° | 179.54 | 57.5 | 55 | 175 | 200 | 120 | 80 | 100 | 173 | 191 |
| 0153.0065-10 | 10° | 179.7 | 59.37 | 40 | 175 | 205 | 135 | 100 | 115 | 175 | 195 |
| 0153.0065-15 | 15° | 186.81 | 59.53 | 40 | 160 | 200 | 120 | 85 | 100 | 183 | 201 |
| 0153.0065-20 | 20° | 190.11 | 69.84 | 35 | 164 | 205 | 129 | 95 | 110 | 190 | 208 |
| 0153.0065-25 | 25° | 194.23 | 68.75 | 30 | 154 | 195 | 124 | 80 | 100 | 195 | 213 |
| 0153.0065-30 | 30° | 195.12 | 71.6 | 25 | 154 | 195 | 129 | 90 | 105 | 195 | 213 |
| 0153.0065-35 | 35° | 195.51 | 75.18 | 10 | 130 | 190 | 120 | 80 | 95 | 200 | 218 |
| 0153.0065-40 | 40° | 194.77 | 85.49 | 0 | 120 | 195 | 120 | 80 | 95 | 197 | 215 |
| 0153.0065-45 | 45° | 193.55 | 86.14 | 0 | 116 | 195 | 116 | 85 | 0 | 197 | 215 |
| 0153.0065-50 | 50° | 164.18 | 94.49 | -22 | 78 | 190 | 100 | 60 | 0 | 172 | 190 |
| 0153.0065-55 | 55° | 175.74 | 120.29 | -8 | 82 | 200 | 90 | 45 | 0 | 172 | 190 |
| 0153.0065-60 | 60° | 176.87 | 121.2 | -5 | 80 | 200 | 85 | 50 | 0 | 172 | 190 |
| 0153.0065-65 | 65° | 180.09 | 131.37 | -5 | 80 | 195 | 85 | 40 | 0 | 172 | 190 |
| 0153.0065-70 | 70° | 183.0 | 142.17 | -5 | 80 | 200 | 85 | 36 | 0 | 172 | 190 |
| 0153.0065-75 | 75° | 183.62 | 144.44 | -10 | 76 | 190 | 86 | 45 | 0 | 172 | 190 |

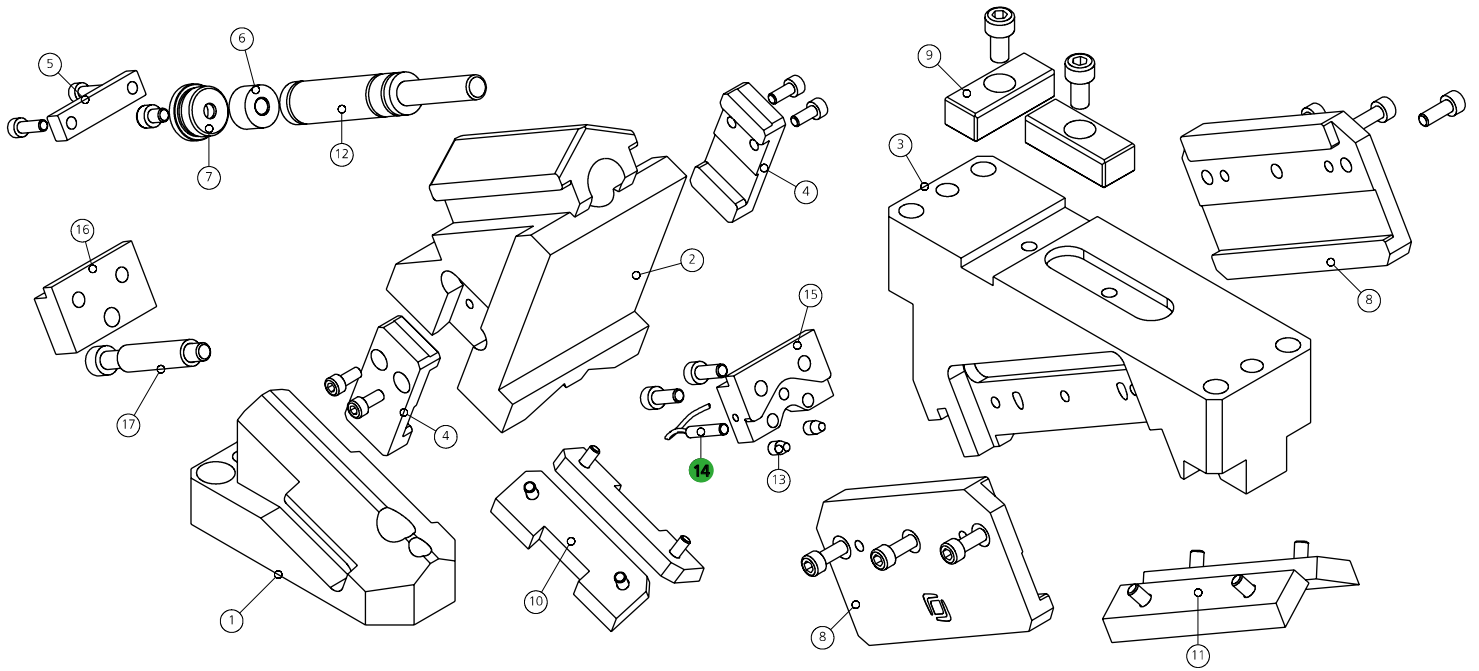
14 PATENT PENDING

14 (9003) SENSORE / SENSOR / SENSOR



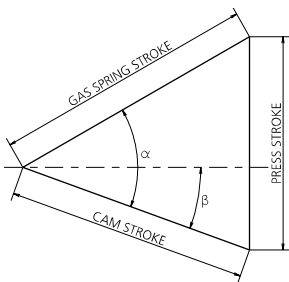
MODELLO D'ORDINE / ORDER EXAMPLE / BESTELLBEISPIEL / MODÈLE DE COMMANDE

MODEL **0153.0065** INCLINAZIONE **-10°** OPTION CODE **9003.0002**

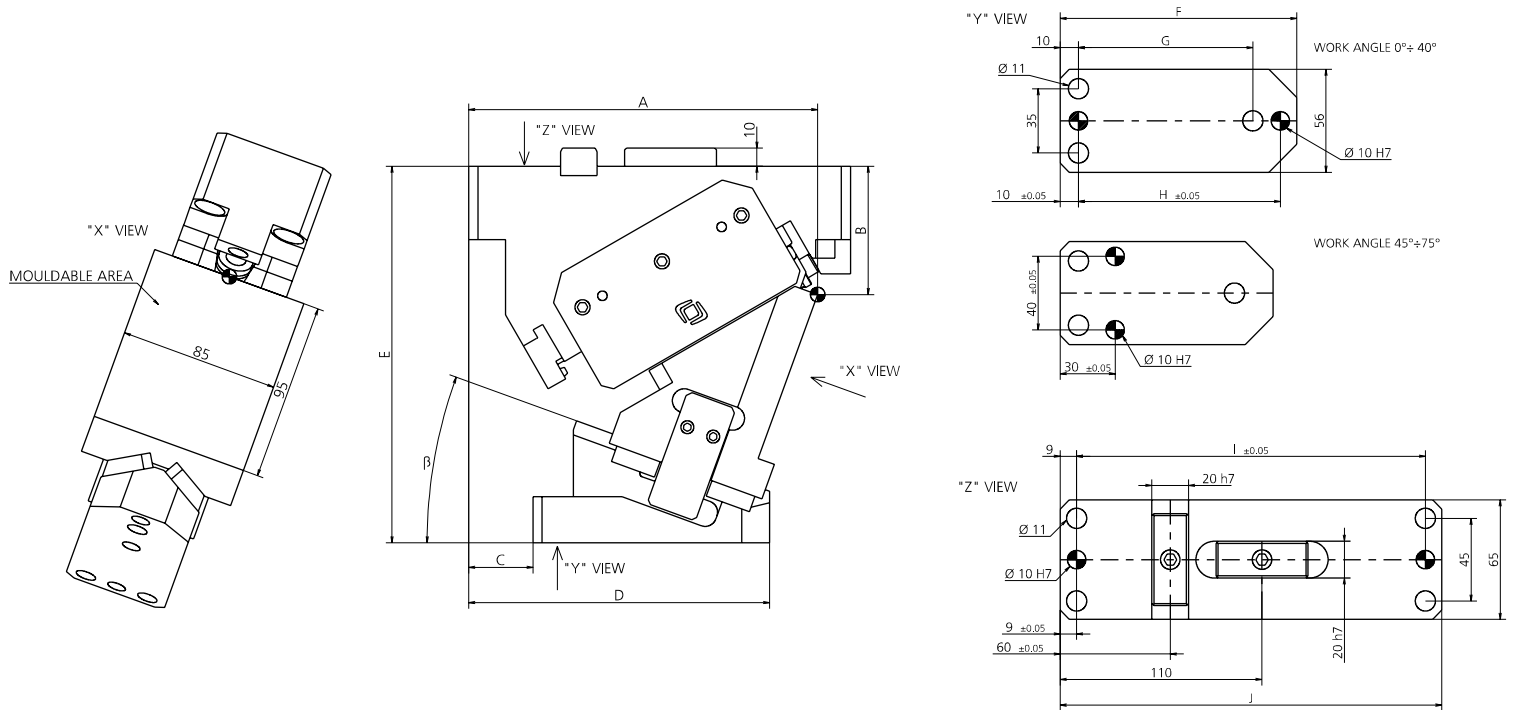


| POS. | DESCRIPTION | Q.TY |
|------|---|------|
| 001 | CUNEO / WEDGE / DRUCKKEIL | 1 |
| 002 | SLITTA / SLIDER / LAGERKEIL | 1 |
| 003 | CORPO CAMMA / CAM BODY / GRUNDGEHÄUSE | 1 |
| 004 | STAFFA DI AGGANCIO / BRACKET ATTACHMENTS / BRACKETBEFESTIGUNG | 2 |
| 005 | PIASTRINA / PLATE / PLATTE | 1 |
| 006 | DISTANZIALE / SPACER / ABSTANDSHALTER | 1 |
| 007 | DISTANZIALE / SPACER / ABSTANDSHALTER | 1 |
| 008 | STAFFA / BRACKET / BRACKET | 2 |
| 009 | CHIAVETTA / KEY / SCHLÜSSEL | 2 |

| POS. | DESCRIPTION | Q.TY |
|------|--|----------|
| 010 | PIASTRA DI SCORRIMENTO / WEAR PLATE / DRUCKPLATTE | 2 |
| 011 | PIASTRA DI SCORRIMENTO / WEAR PLATE / DRUCKPLATTE | 2 |
| 012 | CILINDRO AD AZOTO / NITROGEN CYLINDER / STICKSTOFFZYLINDER | 1 |
| 013 | PUNTALINO / BUMP STOP / STOSSDÄMPFERSPITZE | 2 |
| 014 | SENSORE DI SICUREZZA / SECURITY SENSOR / SENSOR FÜR SICHERHEIT | 1*OPTION |
| 015 | PIASTRINA / PLATE / PLATTE | 1 |
| 016 | PIASTRINA / PLATE / PLATTE | 1 |
| 017 | FINECORSA / LIMIT SWITCHES / ENDSCHALTER | 1 |



| β | α | PRESS STROKE | GAS SPRING STROKE | CAM STROKE | EXTRACTION FORCE (daN) | CUTTING FORCE (daN) |
|---------|----------|--------------|-------------------|------------|------------------------|---------------------|
| 0° | 50° | 34.5 | 45 | 28.9 | 560 | 21000 |
| 5° | 50° | 34.5 | 45 | 31.9 | 560 | 21200 |
| 10° | 50° | 35.0 | 45 | 35.0 | 580 | 21400 |
| 15° | 50° | 35.69 | 45 | 38.16 | 580 | 21400 |
| 20° | 50° | 36.68 | 45 | 41.47 | 610 | 21600 |
| 25° | 50° | 38.0 | 45 | 45.0 | 610 | 21600 |
| 30° | 50° | 39.8 | 45 | 48.83 | 630 | 21800 |
| 35° | 50° | 42.08 | 45 | 53.06 | 630 | 21800 |
| 40° | 50° | 45.0 | 45 | 57.85 | 630 | 22000 |
| 45° | 50° | 48.75 | 45 | 63.4 | 650 | 22200 |
| 50° | 50° | 35.75 | 30 | 46.6 | 650 | 22200 |
| 55° | 55° | 42.85 | 30 | 52.3 | 650 | 22400 |
| 60° | 60° | 39.8 | 23 | 46.0 | 660 | 22600 |
| 65° | 65° | 49.3 | 23 | 54.4 | 660 | 22800 |
| 70° | 70° | 37.0 | 13.5 | 39.5 | 680 | 23000 |
| 75° | 75° | 50.4 | 13.5 | 52.16 | 680 | 23000 |



| CODE | β | A | B | C | D | E | F | G | H | I | J |
|---------------------|---------|--------|--------|-----|-----|-----|-----|-----|-----|-----|-----|
| 0153.0085-00 | 0° | 170.88 | 65 | 44 | 180 | 200 | 136 | 95 | 115 | 164 | 183 |
| 0153.0085-05 | 5° | 179.54 | 57.5 | 55 | 175 | 200 | 120 | 80 | 100 | 173 | 191 |
| 0153.0085-10 | 10° | 179.7 | 59.37 | 40 | 175 | 205 | 135 | 100 | 115 | 175 | 195 |
| 0153.0085-15 | 15° | 186.81 | 59.53 | 40 | 160 | 200 | 120 | 85 | 100 | 183 | 201 |
| 0153.0085-20 | 20° | 190.11 | 69.84 | 35 | 164 | 205 | 129 | 95 | 110 | 190 | 208 |
| 0153.0085-25 | 25° | 194.23 | 68.75 | 30 | 154 | 195 | 124 | 80 | 100 | 195 | 213 |
| 0153.0085-30 | 30° | 195.12 | 71.6 | 25 | 154 | 195 | 129 | 90 | 105 | 195 | 213 |
| 0153.0085-35 | 35° | 195.51 | 75.18 | 10 | 130 | 190 | 120 | 80 | 95 | 200 | 218 |
| 0153.0085-40 | 40° | 194.77 | 85.49 | 0 | 120 | 195 | 120 | 80 | 95 | 197 | 215 |
| 0153.0085-45 | 45° | 193.55 | 86.14 | 0 | 116 | 195 | 116 | 85 | 0 | 197 | 215 |
| 0153.0085-50 | 50° | 164.18 | 94.49 | -22 | 78 | 190 | 100 | 60 | 0 | 172 | 190 |
| 0153.0085-55 | 55° | 175.74 | 120.29 | -8 | 82 | 200 | 90 | 45 | 0 | 172 | 190 |
| 0153.0085-60 | 60° | 176.87 | 121.2 | -5 | 80 | 200 | 85 | 50 | 0 | 172 | 190 |
| 0153.0085-65 | 65° | 180.09 | 131.37 | -5 | 80 | 195 | 85 | 40 | 0 | 172 | 190 |
| 0153.0085-70 | 70° | 183.0 | 142.17 | -5 | 80 | 200 | 85 | 36 | 0 | 172 | 190 |
| 0153.0085-75 | 75° | 183.62 | 144.44 | -10 | 76 | 190 | 86 | 45 | 0 | 172 | 190 |

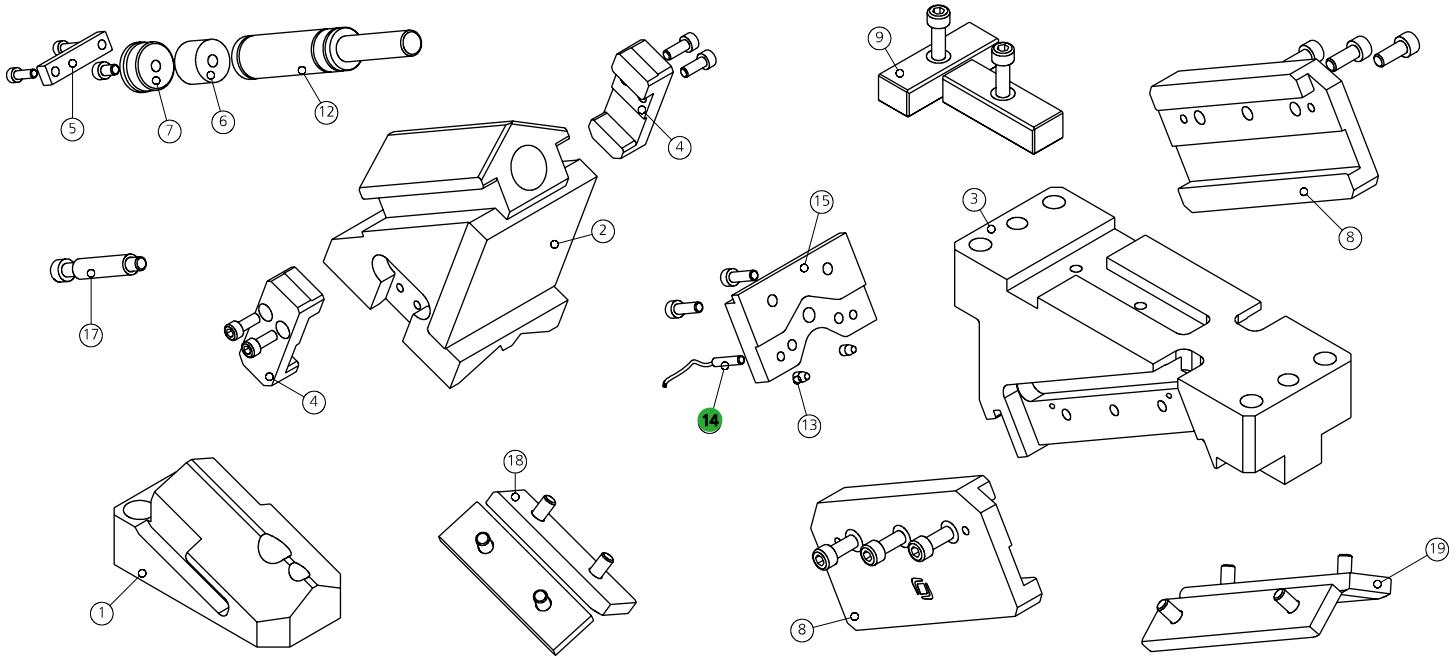
14 PATENT PENDING

14 (9003) SENSORE / SENSOR / SENSOR



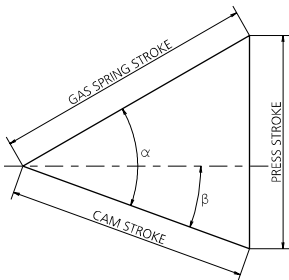
MODELLO D'ORDINE / ORDER EXAMPLE / BESTELLBEISPIEL / MODÈLE DE COMMANDE

MODEL **0153.0085** INCLINAZIONE **-10°** OPTION CODE **9003.0002**

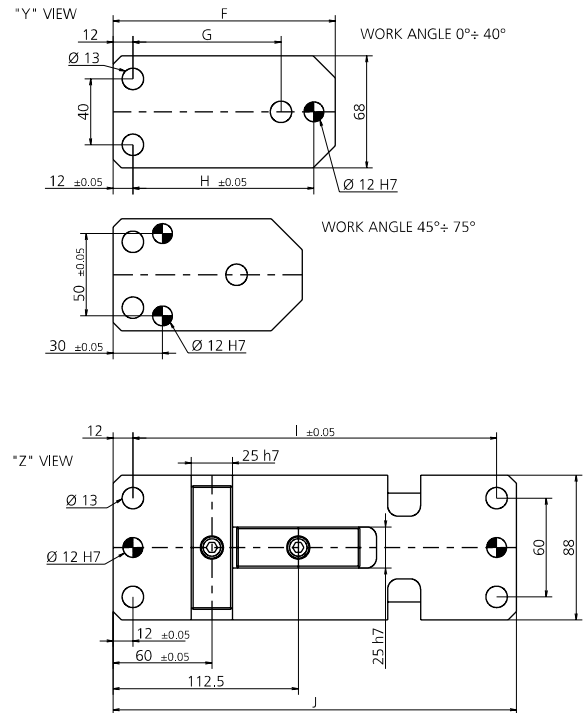
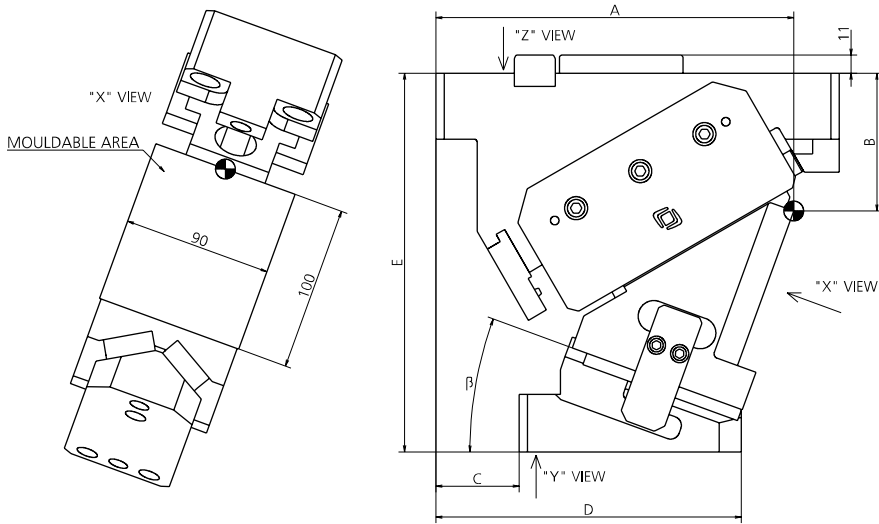


| POS. | DESCRIPTION | Q.TY |
|------|--|------|
| 001 | CUNEO / WEDGE / DRUCKKEIL | 1 |
| 002 | SLITTA / SLIDER / LAGERKEIL | 1 |
| 003 | CORPO CAMMA / CAM BODY / GRUNDGEHÄUSE | 1 |
| 004 | STAFFA DI AGGANCIAMENTO / BRACKET ATTACHMENTS / BRACKETBEFESTIGUNG | 2 |
| 005 | PIASTRINA / PLATE / PLATTE | 1 |
| 006 | DISTANZIALE / SPACER / ABSTANDSHALTER | 1 |
| 007 | DISTANZIALE / SPACER / ABSTANDSHALTER | 1 |
| 008 | STAFFA / BRACKET / BRACKET | 2 |

| POS. | DESCRIPTION | Q.TY |
|------|--|----------|
| 009 | CHIAVETTA / KEY / SCHLÜSSEL | 2 |
| 012 | CILINDRO AD AZOTO / NITROGEN CYLINDER / STICKSTOFFZYLINDER | 1 |
| 013 | PUNTALINO / BUMP STOP / STOSSDÄMPFERSPITZE | 2 |
| 014 | SENSORE DI SICUREZZA / SECURITY SENSOR / SENSOR FÜR SICHERHEIT | 1*OPTION |
| 015 | PIASTRINA / PLATE / PLATTE | 1 |
| 017 | FINECORSO / LIMIT SWITCHES / ENDSCHALTER | 1 |
| 018 | PIASTRA DI SCORRIMENTO / WEAR PLATE / DRUCKPLATTE | 2 |
| 019 | PIASTRA DI SCORRIMENTO / WEAR PLATE / DRUCKPLATTE | 2 |



| β | α | PRESS STROKE | GAS SPRING STROKE | CAM STROKE | EXTRACTION FORCE (daN) | CUTTING FORCE (daN) |
|---------|----------|--------------|-------------------|------------|------------------------|---------------------|
| 0° | 50° | 33.33 | 43.5 | 28.0 | 1100 | 25000 |
| 5° | 50° | 33.45 | 43.5 | 30.8 | 1100 | 25500 |
| 10° | 50° | 33.84 | 43.5 | 33.84 | 1150 | 26000 |
| 15° | 50° | 34.5 | 43.5 | 36.89 | 1150 | 26000 |
| 20° | 50° | 35.46 | 43.5 | 40.0 | 1150 | 26500 |
| 25° | 50° | 36.77 | 43.5 | 43.5 | 1200 | 27000 |
| 30° | 50° | 38.48 | 43.5 | 47.2 | 1200 | 27500 |
| 35° | 50° | 40.68 | 43.5 | 51.29 | 1240 | 28000 |
| 40° | 50° | 43.5 | 43.5 | 55.92 | 1240 | 28000 |
| 45° | 50° | 47.13 | 43.5 | 61.28 | 1260 | 28500 |
| 50° | 50° | 51.25 | 43 | 66.9 | 1260 | 29000 |
| 55° | 55° | 47.13 | 33 | 57.53 | 1280 | 30000 |
| 60° | 60° | 57.16 | 33 | 66.0 | 1280 | 30500 |
| 65° | 65° | 70.77 | 33 | 78.08 | 1300 | 31000 |
| 70° | 70° | 63.19 | 23 | 67.25 | 1300 | 31800 |
| 75° | 75° | 59.71 | 16 | 61.82 | 1320 | 32000 |



| CODE | β | A | B | C | D | E | F | G | H | I | J |
|--------------|---------|--------|--------|------|-------|-----|-----|-----|-----|-----|-----|
| 0153.0090-00 | 0° | 196.69 | 70.15 | 72 | 208 | 230 | 136 | 105 | 80 | 191 | 215 |
| 0153.0090-05 | 5° | 206.69 | 74.45 | 70 | 260 | 235 | 135 | 90 | 110 | 201 | 225 |
| 0153.0090-10 | 10° | 215.17 | 79.64 | 65 | 205 | 240 | 140 | 95 | 115 | 211 | 235 |
| 0153.0090-15 | 15° | 216.42 | 86.42 | 55 | 195 | 240 | 140 | 95 | 115 | 216 | 240 |
| 0153.0090-20 | 20° | 217.31 | 83.67 | 50.5 | 185.5 | 230 | 135 | 90 | 110 | 221 | 245 |
| 0153.0090-25 | 25° | 220.17 | 86.39 | 45 | 180 | 230 | 135 | 90 | 110 | 221 | 245 |
| 0153.0090-30 | 30° | 223.69 | 91.43 | 30 | 165 | 225 | 135 | 90 | 110 | 226 | 250 |
| 0153.0090-35 | 35° | 222.78 | 94.02 | 20 | 155 | 220 | 135 | 90 | 110 | 226 | 250 |
| 0153.0090-40 | 40° | 217.88 | 96.41 | 15 | 150 | 220 | 135 | 90 | 110 | 226 | 250 |
| 0153.0090-45 | 45° | 218.48 | 94.32 | 5 | 140 | 205 | 135 | 90 | 110 | 226 | 250 |
| 0153.0090-50 | 50° | 205.11 | 106.51 | 0 | 115 | 205 | 115 | 63 | 50 | 216 | 240 |
| 0153.0090-55 | 55° | 203.78 | 107.91 | 0 | 105 | 210 | 105 | 60 | 50 | 216 | 240 |
| 0153.0090-60 | 60° | 216.26 | 112.73 | -5 | 100 | 210 | 105 | 60 | 50 | 216 | 240 |
| 0153.0090-65 | 65° | 217.57 | 136.11 | -10 | 95 | 220 | 105 | 50 | 50 | 216 | 240 |
| 0153.0090-70 | 70° | 207.35 | 139.74 | -20 | 83 | 215 | 102 | 40 | 50 | 216 | 240 |
| 0153.0090-75 | 75° | 206.25 | 154.43 | -15 | 80 | 210 | 95 | 40 | 50 | 216 | 240 |

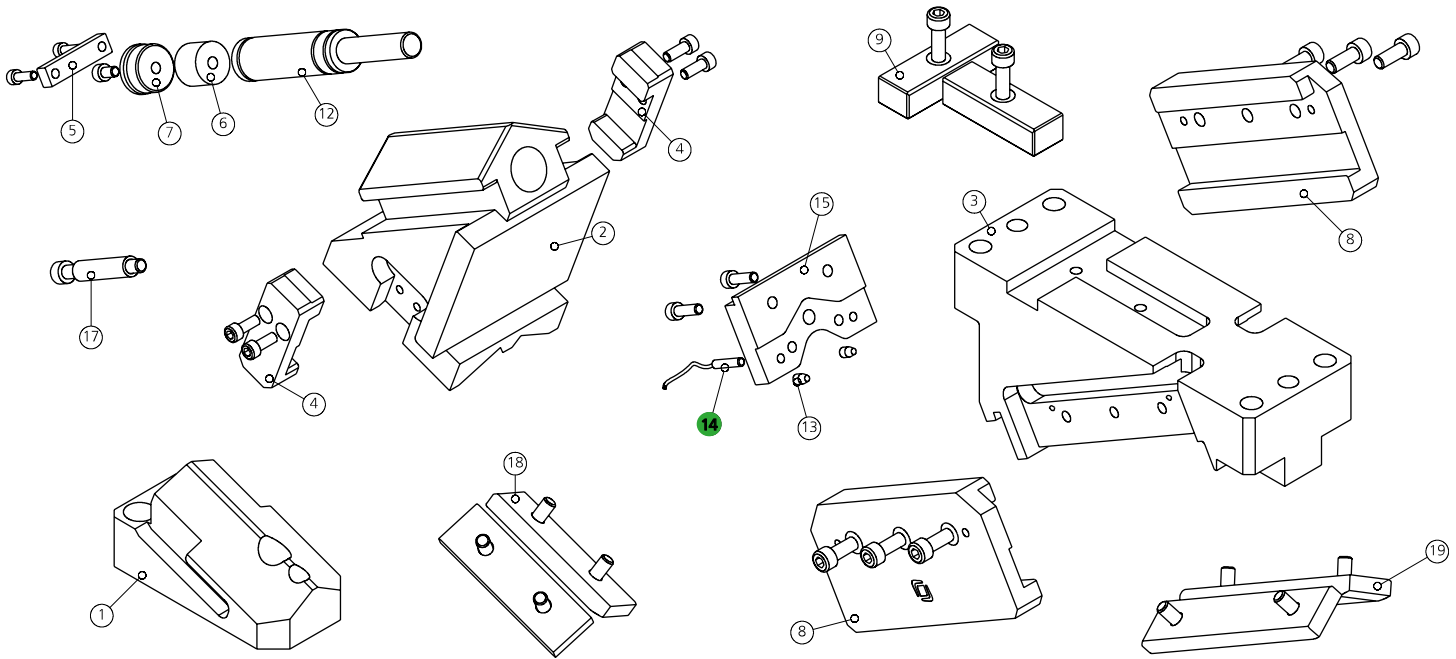
14 PATENT PENDING

14 (9003) SENSORE / SENSOR / SENSOR



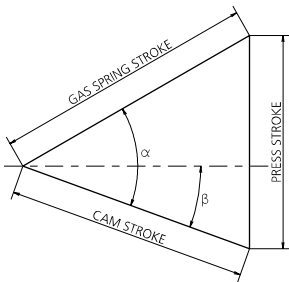
MODELLO D'ORDINE / ORDER EXAMPLE / BESTELLBEISPIEL / MODÈLE DE COMMANDE

MODEL **0153.0090** INCLINATION **-10°** OPTION CODE **9003.0002**

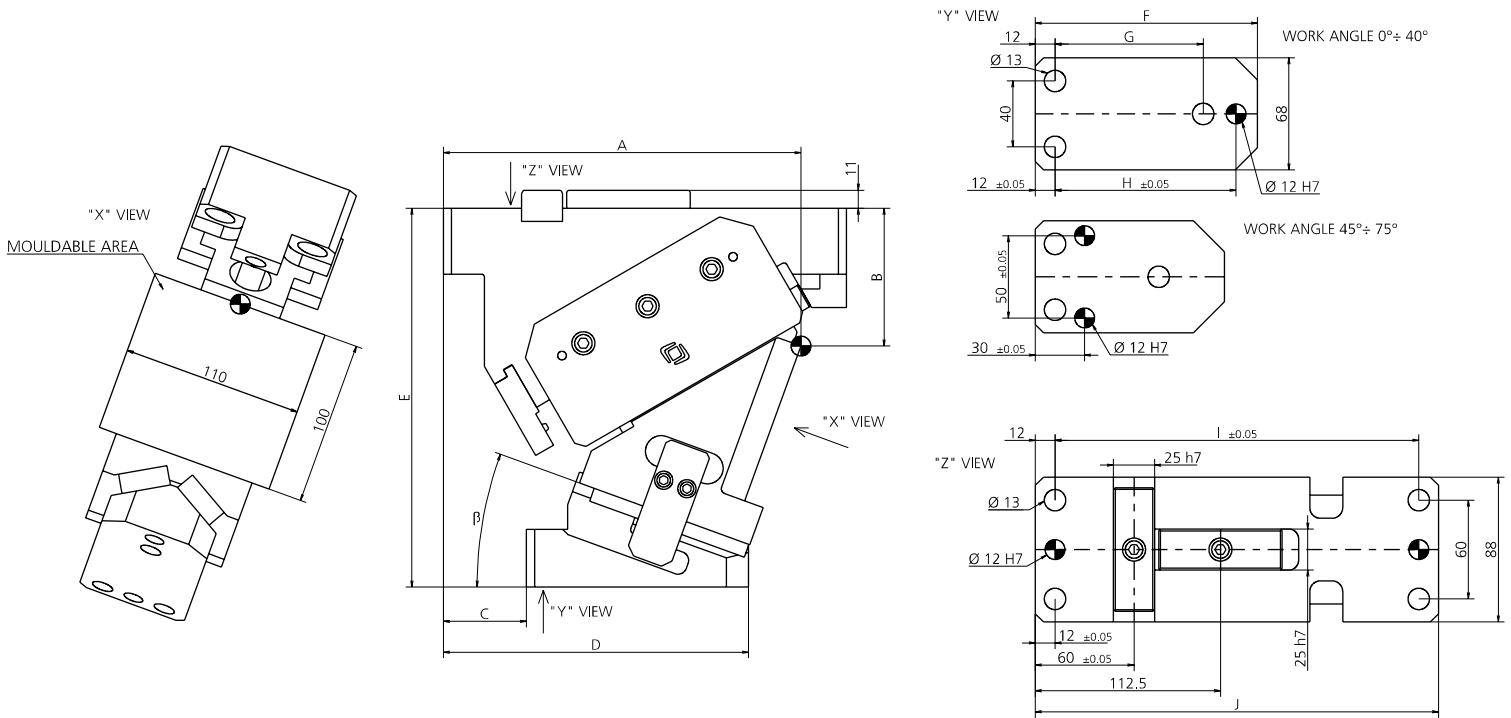


| POS. | DESCRIPTION | Q.TY |
|------|--|------|
| 001 | CUNEO / WEDGE / DRUCKKEIL | 1 |
| 002 | SLITTA / SLIDER / LAGERKEIL | 1 |
| 003 | CORPO CAMMA / CAM BODY / GRUNDGEHÄUSE | 1 |
| 004 | STAFFA DI AGGANCO / BRACKET ATTACHMENTS / BRACKETBEFESTIGUNG | 2 |
| 005 | PIASTRINA / PLATE / PLATTE | 1 |
| 006 | DISTANZIALE / SPACER / ABSTANDSHALTER | 1 |
| 007 | DISTANZIALE / SPACER / ABSTANDSHALTER | 1 |
| 008 | STAFFA / BRACKET / BRACKET | 2 |

| POS. | DESCRIPTION | Q.TY |
|------|--|----------|
| 009 | CHIAVETTA / KEY / SCHLÜSSEL | 2 |
| 012 | CILINDRO AD AZOTO / NITROGEN CYLINDER / STICKSTOFFZYLINDER | 1 |
| 013 | PUNTALINO / BUMP STOP / STOSSDÄMPFERSPITZE | 2 |
| 014 | SENSORE DI SICUREZZA / SECURITY SENSOR / SENSOR FÜR SICHERHEIT | 1*OPTION |
| 015 | PIASTRINA / PLATE / PLATTE | 1 |
| 017 | FINECORSA / LIMIT SWITCHES / ENDSCHALTER | 1 |
| 018 | PIASTRA DI SCORRIMENTO / WEAR PLATE / DRUCKPLATTE | 2 |
| 019 | PIASTRA DI SCORRIMENTO / WEAR PLATE / DRUCKPLATTE | 2 |



| β | α | PRESS STROKE | GAS SPRING STROKE | CAM STROKE | EXTRACTION FORCE (daN) | CUTTING FORCE (daN) |
|---------|----------|--------------|-------------------|------------|------------------------|---------------------|
| 0° | 50° | 33.33 | 43.5 | 28.0 | 1100 | 25000 |
| 5° | 50° | 33.45 | 43.5 | 30.8 | 1100 | 25500 |
| 10° | 50° | 33.84 | 43.5 | 33.84 | 1150 | 26000 |
| 15° | 50° | 34.5 | 43.5 | 36.89 | 1150 | 26000 |
| 20° | 50° | 35.46 | 43.5 | 40.0 | 1150 | 26500 |
| 25° | 50° | 36.77 | 43.5 | 43.5 | 1200 | 27000 |
| 30° | 50° | 38.48 | 43.5 | 47.2 | 1200 | 27500 |
| 35° | 50° | 40.68 | 43.5 | 51.29 | 1240 | 28000 |
| 40° | 50° | 43.5 | 43.5 | 55.92 | 1240 | 28000 |
| 45° | 50° | 47.13 | 43.5 | 61.28 | 1260 | 28500 |
| 50° | 50° | 51.25 | 43 | 66.9 | 1260 | 29000 |
| 55° | 55° | 47.13 | 33 | 57.53 | 1280 | 30000 |
| 60° | 60° | 57.16 | 33 | 66.0 | 1280 | 30500 |
| 65° | 65° | 70.77 | 33 | 78.08 | 1300 | 31000 |
| 70° | 70° | 63.19 | 23 | 67.25 | 1300 | 31800 |
| 75° | 75° | 59.71 | 16 | 61.82 | 1320 | 32000 |



| CODE | β | A | B | C | D | E | F | G | H | I | J |
|---------------------|---------|--------|--------|------|-------|-----|-----|-----|-----|-----|-----|
| 0153.0110-00 | 0° | 196.69 | 70.15 | 72 | 208 | 230 | 136 | 105 | 80 | 191 | 215 |
| 0153.0110-05 | 5° | 206.69 | 74.45 | 70 | 260 | 235 | 135 | 90 | 110 | 201 | 225 |
| 0153.0110-10 | 10° | 215.17 | 79.64 | 65 | 205 | 240 | 140 | 95 | 115 | 211 | 235 |
| 0153.0110-15 | 15° | 216.42 | 86.42 | 55 | 195 | 240 | 140 | 95 | 115 | 216 | 240 |
| 0153.0110-20 | 20° | 217.31 | 83.67 | 50.5 | 185.5 | 230 | 135 | 90 | 110 | 221 | 245 |
| 0153.0110-25 | 25° | 220.17 | 86.39 | 45 | 180 | 230 | 135 | 90 | 110 | 221 | 245 |
| 0153.0110-30 | 30° | 223.69 | 91.43 | 30 | 165 | 225 | 135 | 90 | 110 | 226 | 250 |
| 0153.0110-35 | 35° | 222.78 | 94.02 | 20 | 155 | 220 | 135 | 90 | 110 | 226 | 250 |
| 0153.0110-40 | 40° | 217.88 | 96.41 | 15 | 150 | 220 | 135 | 90 | 110 | 226 | 250 |
| 0153.0110-45 | 45° | 218.48 | 94.32 | 5 | 140 | 205 | 135 | 90 | 110 | 226 | 250 |
| 0153.0110-50 | 50° | 205.11 | 106.51 | 0 | 115 | 205 | 115 | 63 | 50 | 216 | 240 |
| 0153.0110-55 | 55° | 203.78 | 107.91 | 0 | 105 | 210 | 105 | 60 | 50 | 216 | 240 |
| 0153.0110-60 | 60° | 216.26 | 112.73 | -5 | 100 | 210 | 105 | 60 | 50 | 216 | 240 |
| 0153.0110-65 | 65° | 217.57 | 136.11 | -10 | 95 | 220 | 105 | 50 | 50 | 216 | 240 |
| 0153.0110-70 | 70° | 207.35 | 139.74 | -20 | 83 | 215 | 102 | 40 | 50 | 216 | 240 |
| 0153.0110-75 | 75° | 206.25 | 154.43 | -15 | 80 | 210 | 95 | 40 | 50 | 216 | 240 |


14 PATENT PENDING

14 (9003) SENSORE / SENSOR / SENSOR



MODELLO D'ORDINE / ORDER EXAMPLE / BESTELLBEISPIEL / MODÈLE DE COMMANDE

MODEL **0153.0110** INCLINATION **-10°** OPTION CODE **9003.0002**




AERIAL CAM-0154

- IT** Cam meccanica di potenza fino a 88200 daN con ritorno garantito mediante cilindri ad azoto, su cui vengono applicati gli accessori o gli acciai per eseguire le lavorazioni desiderate. Questa cam può essere montata in posizione orizzontale o inclinata da 0° a 75°. Possibili applicazioni: adatta a lavori generalmente di tranciatura, foratura e piegatura. Intercambiabile VDI.
- EN** Mechanical cam with power supply up to 88200 daN with return by nitrogen cylinders, on which are applied accessories or steel, to perform required work. This cam can be fitted horizontally or inclined from 0° to 75°. Means of application: generally suitable for shearing, drilling and bending work. Replaceable VDI.
- DE** Mechanische Stanzeinheit mit einer Kraft von bis zu 88200 daN und Stickstofffederrückzug. An der Stanzeinheit können je nach Bedarf Zubehör oder verschiedene Stahlsorten angebracht werden. Diese Nocke kann waagrecht oder von 0° bis 75° geneigt montiert werden. Mögliche Anwendungen: Stanzen, Prägen und Biegen. Austauschbar VDI.
- FR** Came mécanique d'une puissance allant jusqu'à 88200 daN avec retour garanti au moyen de vérins à azote, sur lequel sont appliqués les accessoires ou les aciers pour réaliser les usinages souhaités. Cette came peut être montée en position horizontale ou inclinée de 0° à 75°. Applications possibles: convient pour les travaux de découpage, de perçage et de pliage. Interchangeable VDI.

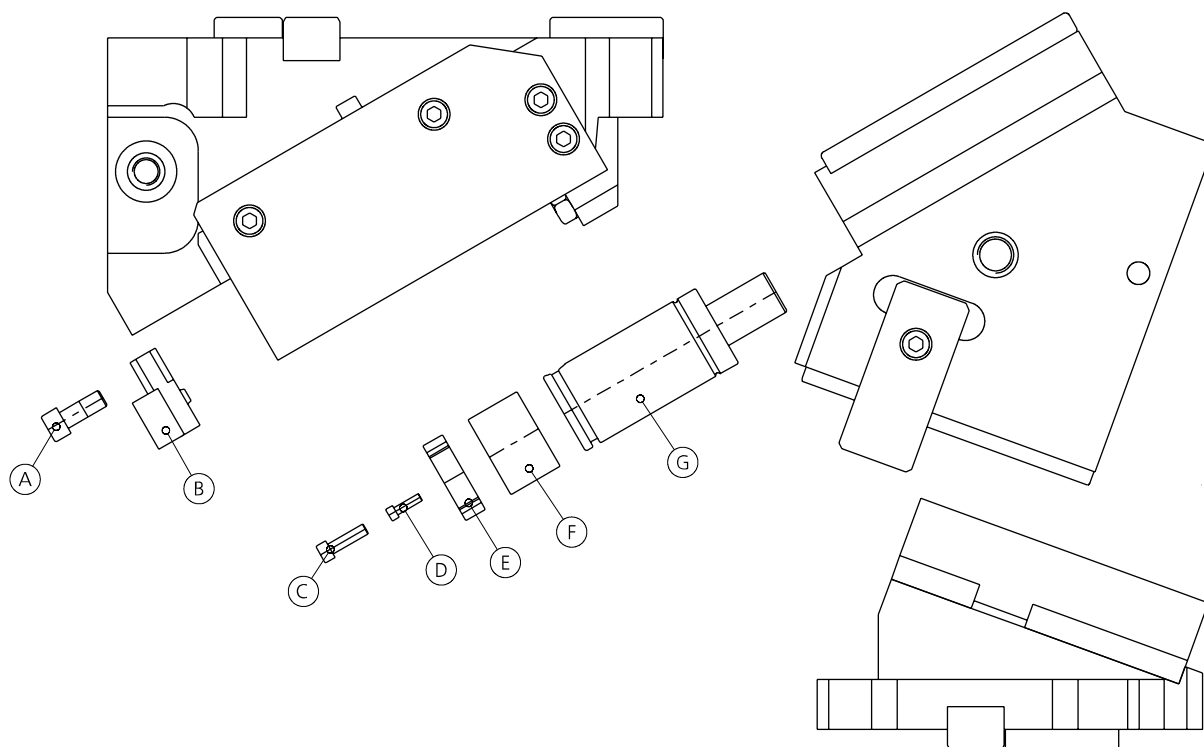


PUNTI DI FORZA / STRENGTHS / STÄRKEN / POINTS DE FORCE



AERIAL CAM-0154

SMONTAGGIO PRODOTTO / PRODUCT DISASSEMBLY / DEMONTAGE DES PRODUKTES / DÉMONTAGE PRODUIT



⚠ **ATTENZIONE:** cilindro a gas in pressione.
ATTENTION: gas cylinder under pressure.
ACHTUNG: Gasdruckfeder steht unter hohem Druck.
ATTENTION: cylindre à gaz sous pression.

IT **Attenzione:** Assicurarsi che la camma sia nella sua posizione normale prima di eseguire qualsiasi lavoro di smontaggio o manutenzione.

1. Togliere i fermi di fine corsa "B" rimuovendo le viti "A".
2. Rimuovere le viti "C".
3. Rimuovere l'assemblato "E - F - G" ruotandolo di 90° per poi sfilarlo.
4. Rimuovere le viti "D" per avere accesso al cilindro ad azoto.
5. Eseguire le verifiche
6. Rimontare con cura
7. Assicurare il corretto riposizionamento dei singoli componenti.

EN **Caution:** Ensure that the cam is in its normal position before performing any disassembly or maintenance work.

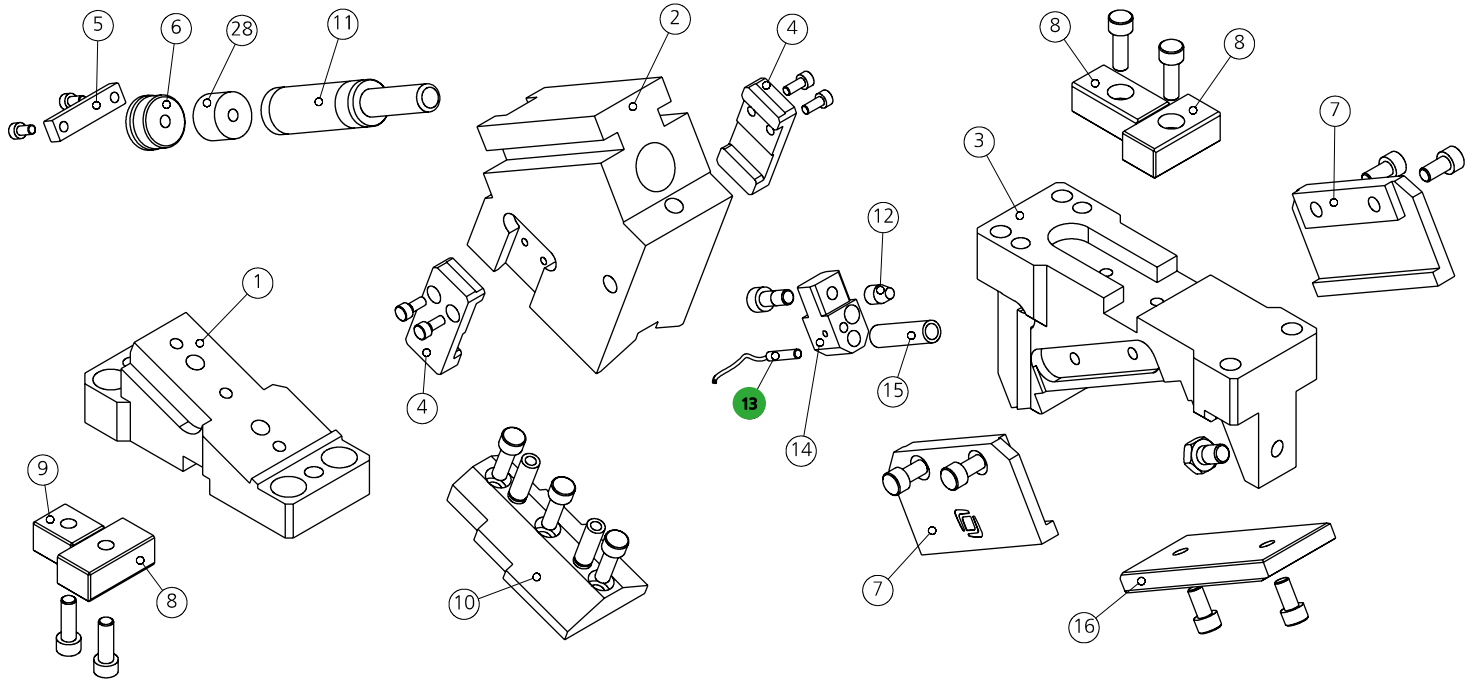
1. Remove limit stops "B" by removing screws "A".
2. Remove screws "C".
3. Remove assembly "E - F - G" by rotating it by 90° and then remove it.
4. Remove screws "D" to gain access to the nitrogen cylinder.
5. Perform the checks
6. Reassemble with care
7. Ensure that the individual components are correctly repositioned.

DE **Achtung:** Vergewissern Sie sich, dass sich der Nocken in seiner normalen Position befindet, bevor Sie Demontage- oder Wartungsarbeiten durchführen.

1. Entfernen Sie die Endanschläge "B" durch Entfernen der Schrauben "A".
2. Schrauben "C" entfernen.
3. Entfernen Sie die Baugruppe "E - F - G", indem Sie sie um 90° drehen, und nehmen Sie sie dann ab.
4. Entfernen Sie die Schrauben "D", um Zugang zum Stickstoffzylinder zu erhalten.
5. Durchführung der Kontrollen
6. Sorgfältig wieder zusammenbauen
7. Vergewissern Sie sich, dass die einzelnen Komponenten richtig positioniert sind.

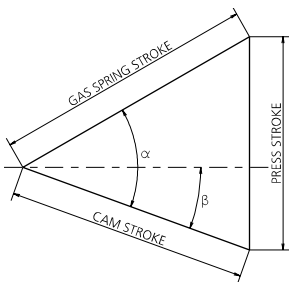
FR **Attention :** Assurez-vous que la came est dans sa position normale avant d'effectuer toute opération de démontage ou de maintenance.

1. Retirer les butées "B" en enlevant les vis "A".
2. Retirez les vis "C".
3. Retirez l'assemblage "E - F - G" en le faisant tourner de 90°, puis retirez-le.
4. Retirez les vis "D" pour avoir accès au cylindre d'azote.
5. Effectuer les contrôles
6. Réassemblez avec soin
7. Assurez-vous que les différents composants sont correctement repositionnés.

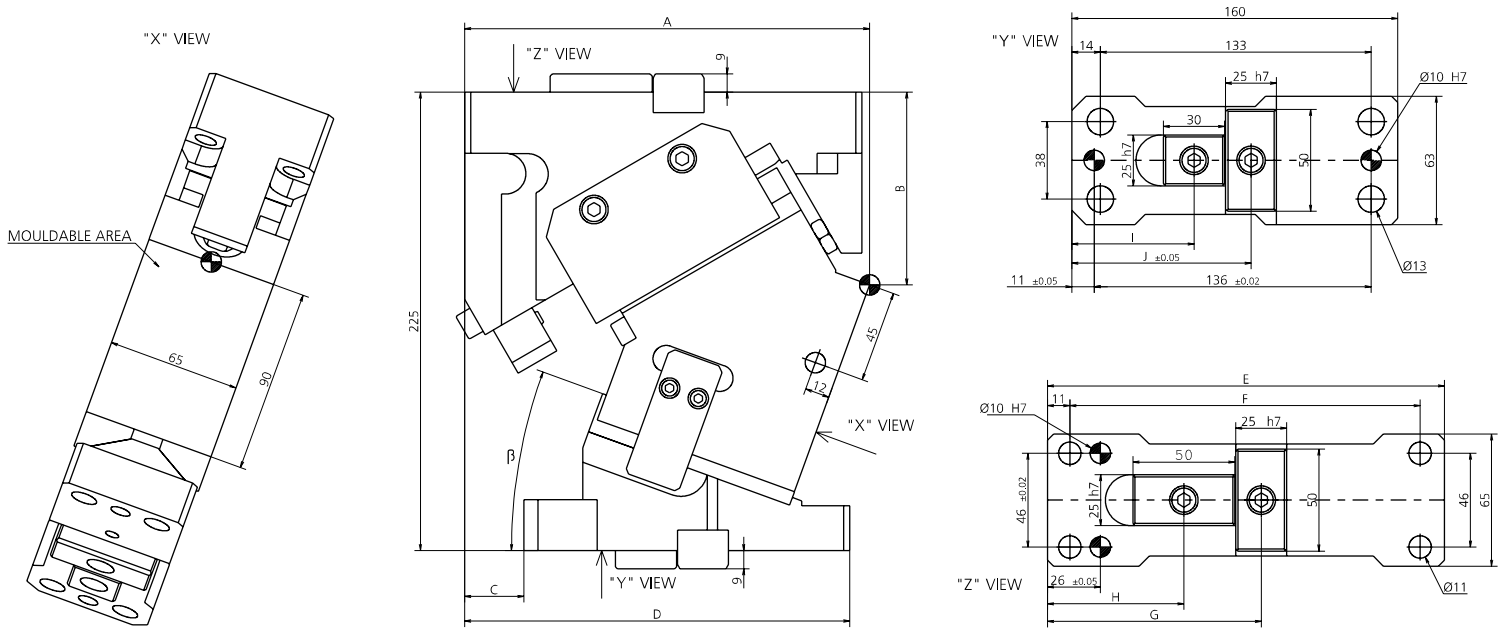


| POS. | DESCRIPTION | Q.TY |
|------|--|------|
| 001 | CUNEO / WEDGE / DRUCKKEIL | 1 |
| 002 | SLITTA / SLIDER / LAGERKEIL | 1 |
| 003 | CORPO CAMMA / CAM BODY / GRUNDGEHÄUSE | 1 |
| 004 | STAFFA DI AGGANCO / BRACKET ATTACHMENTS / BRACKETBEFESTIGUNG | 2 |
| 005 | PIASTRINA / PLATE / PLATTE | 1 |
| 006 | DISTANZIALE / SPACER / ABSTANDSHALTER | 1 |
| 007 | STAFFA / BRACKET / BRACKET | 2 |
| 008 | CHIAVETTA / KEY / SCHLÜSSEL | 3 |
| 009 | CHIAVETTA / KEY / SCHLÜSSEL | 1 |

| POS. | DESCRIPTION | Q.TY |
|------|--|----------|
| 010 | PIASTRA DI SCORRIMENTO / WEAR PLATE / DRUCKPLATTE | 1 |
| 011 | CILINDRO AD AZOTO / NITROGEN CYLINDER / STICKSTOFFZYLINDER | 1 |
| 012 | PUNTALINO / BUMP STOP / STOSSDÄMPFERSPITZE | 1 |
| 013 | SENSORE DI SICUREZZA / SECURITY SENSOR / SENSOR FÜR SICHERHEIT | 1*OPTION |
| 014 | FINECORSO / LIMIT SWITCHES / ENDSCHALTER | 1 |
| 015 | FINECORSO / LIMIT SWITCHES / ENDSCHALTER | 1 |
| 016 | PIASTRA DI SCORRIMENTO / WEAR PLATE / DRUCKPLATTE | 1 |
| 028 | DISTANZIALE / SPACER / ABSTANDSHALTER | 1 |



| β | α | PRESS STROKE | GAS SPRING STROKE | CAM STROKE | EXTRACTION FORCE (daN) | CUTTING FORCE (daN) |
|---------|----------|--------------|-------------------|------------|------------------------|---------------------|
| 0° | 50° | 34.5 | 45 | 28.9 | 670 | 11700 |
| 5° | 50° | 34.6 | 45 | 31.9 | 670 | 11700 |
| 10° | 50° | 35 | 45 | 35 | 670 | 11700 |
| 15° | 50° | 35.7 | 45 | 38.2 | 670 | 11700 |
| 20° | 50° | 36.7 | 45 | 41.5 | 670 | 11700 |
| 25° | 50° | 38 | 45 | 45 | 670 | 11700 |
| 30° | 50° | 39.8 | 45 | 48.8 | 670 | 11700 |
| 35° | 50° | 42.1 | 45 | 53.1 | 670 | 11700 |
| 40° | 50° | 45 | 45 | 57.9 | 670 | 11700 |
| 45° | 50° | 47.7 | 44 | 62 | 660 | 11700 |
| 50° | 50° | 47.7 | 40 | 62.2 | 640 | 11700 |
| 55° | 55° | 48.6 | 34 | 59.3 | 720 | 11700 |
| 60° | 60° | 52 | 30 | 60 | 760 | 11700 |
| 65° | 65° | 53.6 | 25 | 59.2 | 810 | 11700 |
| 70° | 70° | 55 | 20 | 58.5 | 980 | 11700 |
| 75° | 75° | 56 | 15 | 58 | 1140 | 11700 |



| CODE | β | A | B | C | D | E | F | G | H | I | J |
|----------------------|---------|--------|--------|-----|--------|-----|-----|-----|----|----|----|
| 0154.06** -00 | 0° | 196 | 76 | 61 | 135 | 180 | 157 | 105 | 67 | 68 | 96 |
| 0154.06** -05 | 5° | 197.5 | 81.38 | 54 | 143.5 | 185 | 162 | 105 | 67 | 66 | 94 |
| 0154.06** -10 | 10° | 199.8 | 85.62 | 47 | 152.8 | 190 | 167 | 105 | 67 | 65 | 93 |
| 0154.06** -15 | 15° | 198.9 | 89.7 | 37 | 161.9 | 190 | 167 | 105 | 67 | 63 | 91 |
| 0154.06** -20 | 20° | 198.84 | 94.61 | 29 | 169.84 | 195 | 172 | 105 | 67 | 60 | 88 |
| 0154.06** -25 | 25° | 197.61 | 98.33 | 19 | 178.61 | 195 | 172 | 105 | 67 | 60 | 88 |
| 0154.06** -30 | 30° | 196.25 | 102.86 | 10 | 186.25 | 200 | 177 | 110 | 72 | 60 | 88 |
| 0154.06** -35 | 35° | 193.76 | 107.17 | -1 | 194.76 | 200 | 177 | 110 | 72 | 60 | 88 |
| 0154.06** -40 | 40° | 189.16 | 112.25 | -13 | 202.16 | 200 | 177 | 115 | 77 | 60 | 88 |
| 0154.06** -45 | 45° | 182.49 | 118.11 | -26 | 208.49 | 200 | 177 | 115 | 77 | 60 | 88 |
| 0154.06** -50 | 50° | 170.74 | 122.73 | -43 | 213.74 | 195 | 172 | 115 | 77 | 60 | 88 |
| 0154.06** -55 | 55° | 169.1 | 124.75 | -52 | 221.1 | 195 | 172 | 115 | 77 | 60 | 88 |
| 0154.06** -60 | 60° | 167.14 | 126.71 | -61 | 228.14 | 195 | 172 | 115 | 77 | 60 | 88 |
| 0154.06** -65 | 65° | 165.29 | 129.48 | -71 | 236.29 | 195 | 172 | 115 | 77 | 60 | 88 |
| 0154.06** -70 | 70° | 162.62 | 131.24 | -82 | 244.62 | 195 | 172 | 115 | 77 | 60 | 88 |
| 0154.06** -75 | 75° | 159.9 | 133.78 | -93 | 252.9 | 195 | 172 | 115 | 77 | 60 | 88 |

| CAM COD. | GAS SPRING | KEYS | ANGLE |
|----------|--------------------------|---------------------------------|-----------------------------|
| | 1=STANDARD GAS SPRING | 1=KEYS MOUNTED | |
| 0154.06 | 2= GAS SPRING NOT FILLED | 2= KEYS ONLY ADDED, NOT MOUNTED | -00= ANGLE (FROM 0° TO 75°) |
| | 3= WITHOUT GAS SPRING | 3= WITHOUT KEYS | |

13 PATENT PENDING

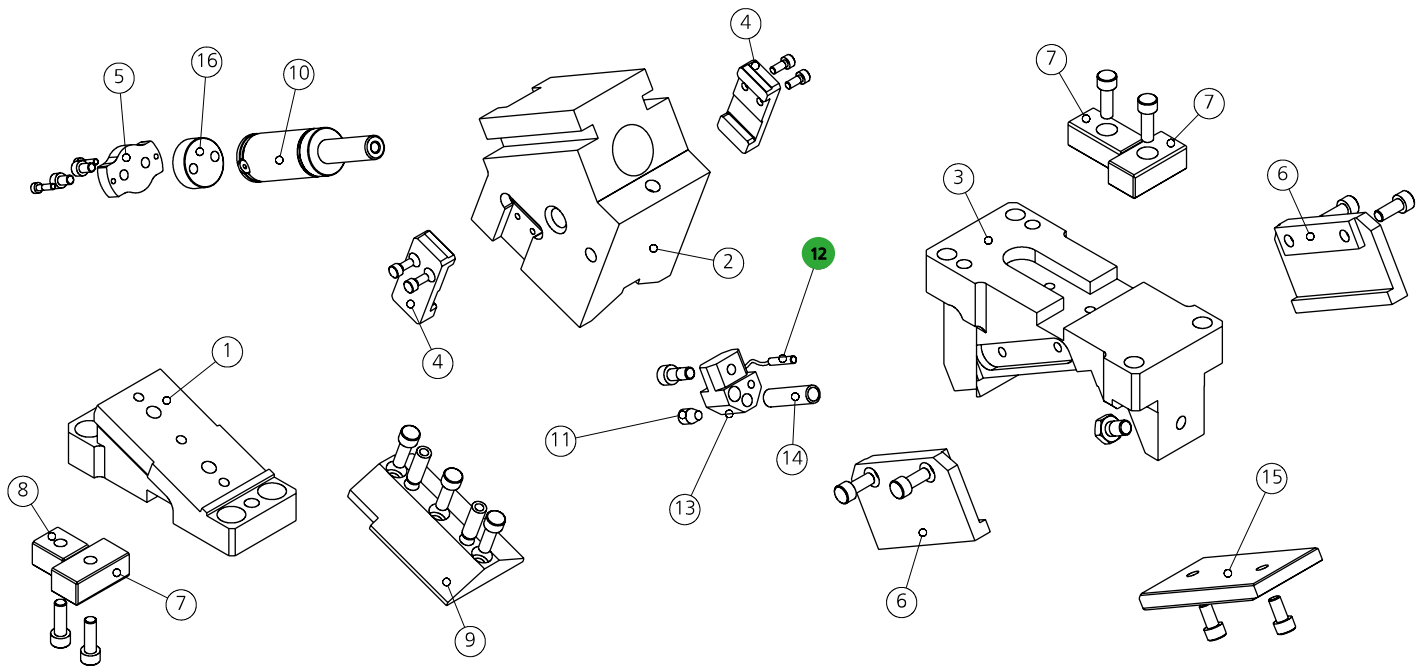
13 (9003) SENSORE / SENSOR / SENSOR



ESEMPIO / EXAMPLES/ BEISPIELE / EXEMPLES

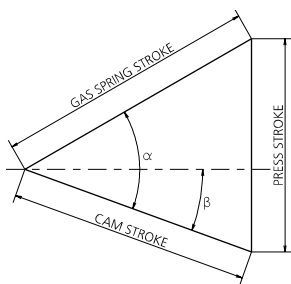
0154.0611-20 = CAM UNIT **0154.06**, STANDARD GAS SPRING (1), KEYS MOUNTED (1), ANGLE **20°**

0154.0632-50 = CAM UNIT **0154.06**, WITHOUT GAS SPRING (3), KEYS ANLY ADDED, NOT MOUNTED (2), ANGLE **50°**

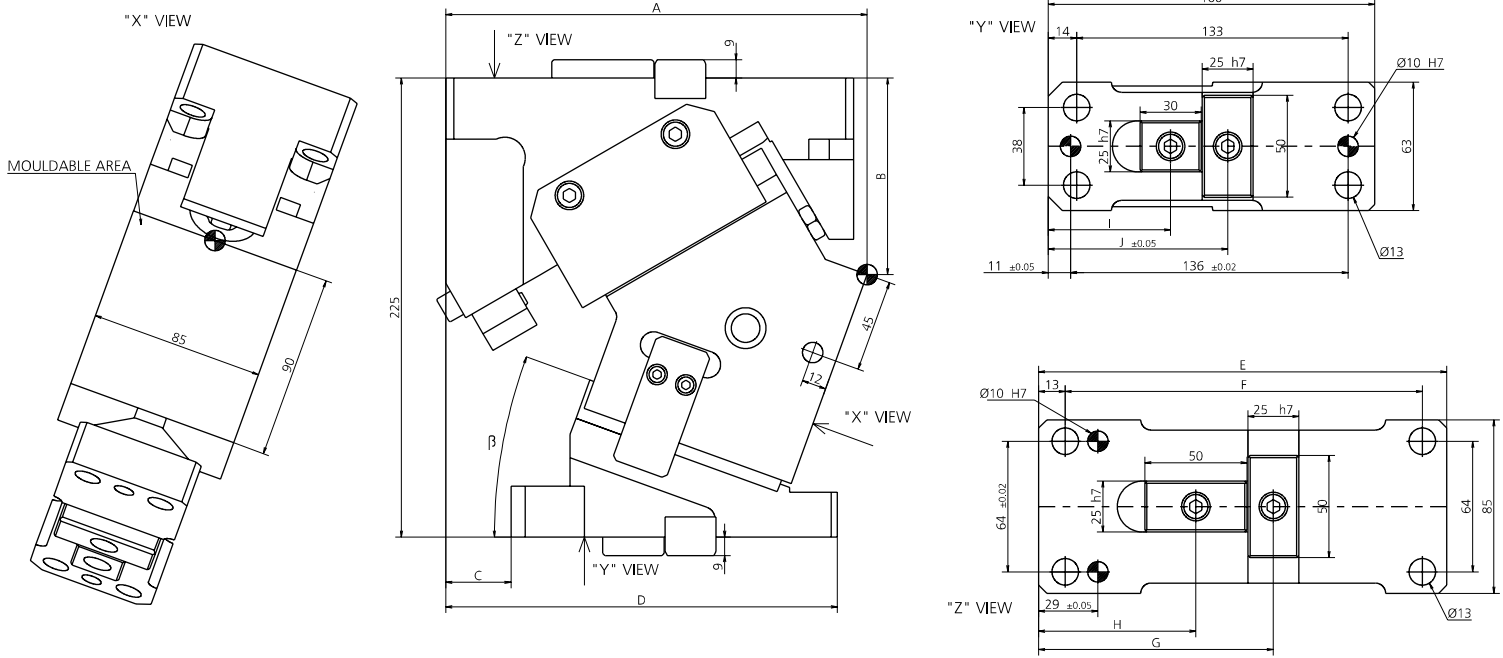


| POS. | DESCRIPTION | Q.TY |
|------|---|------|
| 001 | CUNEO / WEDGE / DRUCKKEIL | 1 |
| 002 | SLITTA / SLIDER / LAGERKEIL | 1 |
| 003 | CORPO CAMMA / CAM BODY / GRUNDGEHÄUSE | 1 |
| 004 | STAFFA DI AGGANCIO / BRACKET ATTACHMENTS / BRACKETBEFESTIGUNG | 2 |
| 005 | FINECORSO / LIMIT SWITCHES / ENDSCHALTER | 1 |
| 006 | STAFFA / BRACKET / BRACKET | 2 |
| 007 | CHIAVETTA / KEY / SCHLÜSSEL | 3 |
| 008 | CHIAVETTA / KEY / SCHLÜSSEL | 1 |

| POS. | DESCRIPTION | Q.TY |
|------|--|----------|
| 009 | PIASTRA DI SCORRIMENTO / WEAR PLATE / DRUCKPLATTE | 1 |
| 010 | CILINDRO AD AZOTO / NITROGEN CYLINDER / STICKSTOFFZYLINDER | 1 |
| 011 | PUNTALINO / BUMP STOP / STOSSDÄMPERSPITZE | 1 |
| 012 | SENSORE DI SICUREZZA / SECURITY SENSOR / SENSOR FÜR SICHERHEIT | 1*OPTION |
| 013 | FINECORSO / LIMIT SWITCHES / ENDSCHALTER | 1 |
| 014 | FINECORSO / LIMIT SWITCHES / ENDSCHALTER | 1 |
| 015 | PIASTRA DI SCORRIMENTO / WEAR PLATE / DRUCKPLATTE | 1 |
| 026 | DISTANZIALE / SPACER / ABSTANDSHALTER | 1 |



| β | α | PRESS STROKE | GAS SPRING STROKE | CAM STROKE | EXTRACTION FORCE (daN) | CUTTING FORCE (daN) |
|---------|----------|--------------|-------------------|------------|------------------------|---------------------|
| 0° | 50° | 34.5 | 45 | 28.9 | 670 | 16200 |
| 5° | 50° | 34.6 | 45 | 31.9 | 670 | 16200 |
| 10° | 50° | 35 | 45 | 35 | 670 | 16200 |
| 15° | 50° | 35.7 | 45 | 38.2 | 670 | 16200 |
| 20° | 50° | 36.7 | 45 | 41.5 | 670 | 16200 |
| 25° | 50° | 38 | 45 | 45 | 670 | 16200 |
| 30° | 50° | 39.8 | 45 | 48.8 | 670 | 16200 |
| 35° | 50° | 42.1 | 45 | 53.1 | 670 | 16200 |
| 40° | 50° | 45 | 45 | 57.9 | 670 | 16200 |
| 45° | 50° | 47.7 | 44 | 62 | 660 | 16200 |
| 50° | 50° | 47.7 | 40 | 62.2 | 640 | 16200 |
| 55° | 55° | 48.6 | 34 | 59.3 | 720 | 16200 |
| 60° | 60° | 52 | 30 | 60 | 760 | 16200 |
| 65° | 65° | 53.6 | 25 | 59.2 | 810 | 16200 |
| 70° | 70° | 55 | 20 | 58.5 | 980 | 16200 |
| 75° | 75° | 56 | 15 | 58 | 1140 | 16200 |



| CODE | β | A | B | C | D | E | F | G | H | I | J |
|--------------|---------|--------|--------|-----|--------|-----|-----|-----|----|----|----|
| 0154.08**-00 | 0° | 206 | 76 | 66 | 140 | 185 | 160 | 115 | 77 | 68 | 96 |
| 0154.08**-05 | 5° | 207.48 | 81.82 | 59 | 148.48 | 190 | 165 | 115 | 77 | 66 | 94 |
| 0154.08**-10 | 10° | 208.72 | 86.49 | 51 | 157.72 | 195 | 170 | 115 | 77 | 65 | 93 |
| 0154.08**-15 | 15° | 206.73 | 91 | 40 | 166.73 | 195 | 170 | 115 | 77 | 63 | 91 |
| 0154.08**-20 | 20° | 206.54 | 96.32 | 32 | 174.54 | 200 | 175 | 115 | 77 | 60 | 88 |
| 0154.08**-25 | 25° | 205.15 | 100.45 | 22 | 183.15 | 200 | 175 | 115 | 77 | 60 | 88 |
| 0154.08**-30 | 30° | 203.58 | 105.36 | 13 | 190.58 | 205 | 180 | 115 | 77 | 60 | 88 |
| 0154.08**-35 | 35° | 200.85 | 110.03 | 2 | 198.85 | 205 | 180 | 115 | 77 | 60 | 88 |
| 0154.08**-40 | 40° | 195.99 | 115.47 | -10 | 205.99 | 205 | 180 | 115 | 77 | 60 | 88 |
| 0154.08**-45 | 45° | 188.02 | 121.65 | -24 | 212.02 | 205 | 180 | 118 | 80 | 60 | 88 |
| 0154.08**-50 | 50° | 175.96 | 126.56 | -41 | 216.96 | 200 | 175 | 118 | 80 | 60 | 88 |
| 0154.08**-55 | 55° | 173.97 | 128.85 | -50 | 223.97 | 200 | 175 | 118 | 80 | 60 | 88 |
| 0154.08**-60 | 60° | 171.14 | 130.18 | -59 | 230.14 | 200 | 175 | 118 | 80 | 60 | 88 |
| 0154.08**-65 | 65° | 168.98 | 133.11 | -69 | 237.98 | 200 | 175 | 118 | 80 | 60 | 88 |
| 0154.08**-70 | 70° | 165.99 | 135 | -80 | 245.99 | 200 | 175 | 118 | 80 | 60 | 88 |
| 0154.08**-75 | 75° | 162.93 | 137.64 | -91 | 253.93 | 200 | 175 | 118 | 80 | 60 | 88 |

| CAM COD. | GAS SPRING | KEYS | ANGLE |
|----------|--------------------------|---------------------------------|-----------------------------|
| | 1=STANDARD GAS SPRING | 1=KEYS MOUNTED | |
| 0154.08 | 2= GAS SPRING NOT FILLED | 2= KEYS ONLY ADDED, NOT MOUNTED | -00= ANGLE (FROM 0° TO 75°) |
| | 3= WITHOUT GAS SPRING | 3= WITHOUT KEYS | |

12 PATENT PENDING

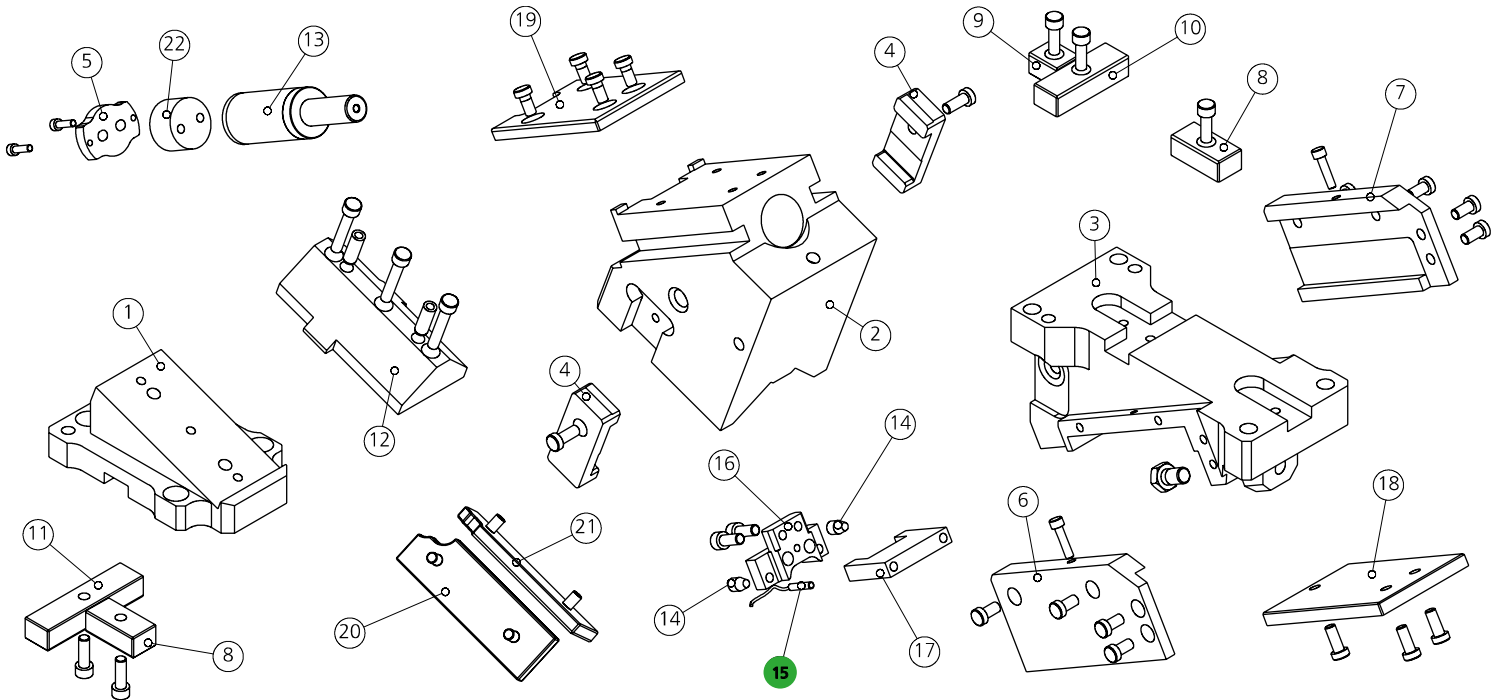
12 (9003) SENSORE / SENSOR / SENSOR



ESEMPIO / EXAMPLES/ BEISPIELE / EXEMPLES

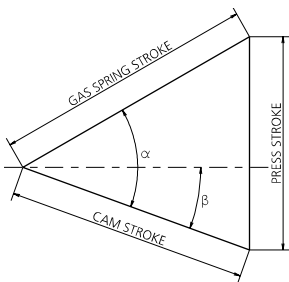
0154.0811-20 = CAM UNIT 0154.08, STANDARD GAS SPRING (1), KEYS MOUNTED (1), ANGLE 20°

0154.0832-50 = CAM UNIT 0154.08, WITHOUT GAS SPRING (3), KEYS ONLY ADDED, NOT MOUNTED (2), ANGLE 50°

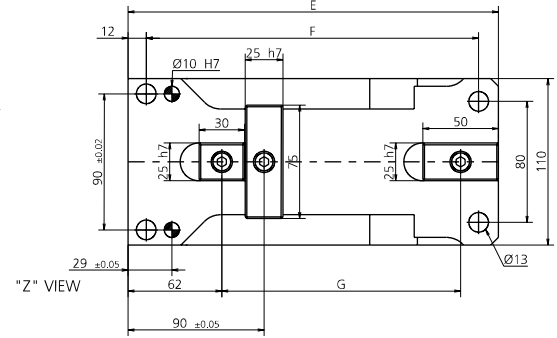
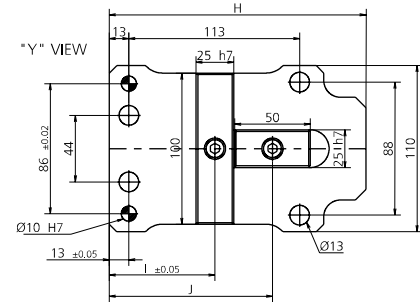
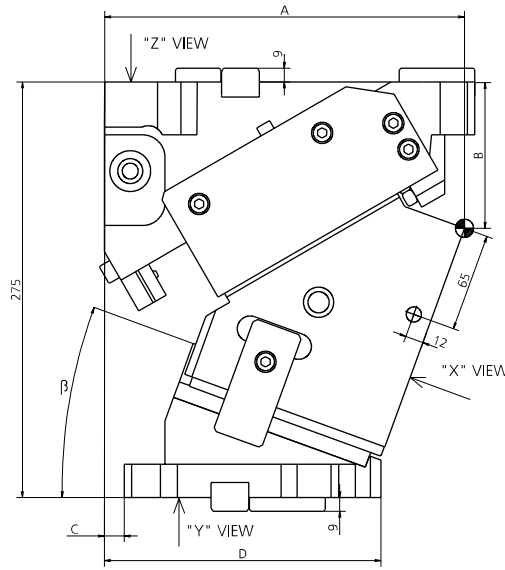
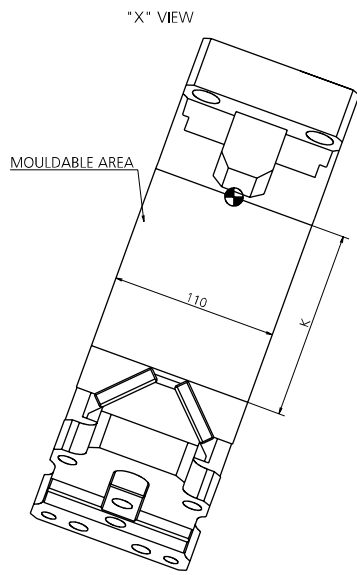


| POS. | DESCRIPTION | Q.TY |
|------|---|------|
| 001 | CUNEO / WEDGE / DRUCKKEIL | 1 |
| 002 | SLITTA / SLIDER / LAGERKEIL | 1 |
| 003 | CORPO CAMMA / CAM BODY / GRUNDGEHÄUSE | 1 |
| 004 | STAFFA DI AGGANCIO / BRACKET ATTACHMENTS / BRACKETBEFESTIGUNG | 2 |
| 005 | PIASTRINA / PLATE / PLATTE | 1 |
| 006 | STAFFA / BRACKET / BRACKET | 1 |
| 007 | STAFFA / BRACKET / BRACKET | 1 |
| 008 | CHIAVETTA / KEY / SCHLÜSSEL | 2 |
| 009 | CHIAVETTA / KEY / SCHLÜSSEL | 1 |
| 010 | CHIAVETTA / KEY / SCHLÜSSEL | 1 |
| 011 | CHIAVETTA / KEY / SCHLÜSSEL | 1 |

| POS. | DESCRIPTION | Q.TY |
|------|--|----------|
| 012 | PIASTRA DI SCORRIMENTO / WEAR PLATE / DRUCKPLATTE | 1 |
| 013 | CILINDRO AD AZOTO / NITROGEN CYLINDER / STICKSTOFFZYLINDER | 1 |
| 014 | PUNTALINO / BUMP STOP / STOSSDÄMPFERSPITZE | 2 |
| 015 | SENSORE DI SICUREZZA / SECURITY SENSOR / SENSOR FÜR SICHERHEIT | 1*OPTION |
| 016 | FINECORSO / LIMIT SWITCHES / ENDSCHALTER | 1 |
| 017 | FINECORSO / LIMIT SWITCHES / ENDSCHALTER | 1 |
| 018 | PIASTRA DI SCORRIMENTO / WEAR PLATE / DRUCKPLATTE | 1 |
| 019 | PIASTRA DI SCORRIMENTO / WEAR PLATE / DRUCKPLATTE | 1 |
| 020 | PIASTRA DI SCORRIMENTO / WEAR PLATE / DRUCKPLATTE | 1 |
| 021 | PIASTRA DI SCORRIMENTO / WEAR PLATE / DRUCKPLATTE | 1 |
| 022 | DISTANZIALE / SPACER / ABSTANDSHALTER | 1 |



| β | α | PRESS STROKE | GAS SPRING STROKE | CAM STROKE | EXTRACTION FORCE (daN) | CUTTING FORCE (daN) |
|---------|----------|--------------|-------------------|------------|------------------------|---------------------|
| 0° | 50° | 36.8 | 48 | 30.9 | 940 | 20600 |
| 5° | 50° | 36.9 | 48 | 34.1 | 940 | 20600 |
| 10° | 50° | 37.3 | 48 | 37.3 | 940 | 20600 |
| 15° | 50° | 38.1 | 48 | 40.7 | 940 | 20600 |
| 20° | 50° | 39.1 | 48 | 44.2 | 940 | 20600 |
| 25° | 50° | 40.6 | 48 | 48 | 940 | 20600 |
| 30° | 50° | 42.5 | 48 | 52.1 | 930 | 20600 |
| 35° | 50° | 44.9 | 48 | 56.6 | 930 | 20600 |
| 40° | 50° | 48 | 48 | 61.7 | 930 | 20600 |
| 45° | 50° | 52 | 48 | 67.6 | 930 | 20600 |
| 50° | 50° | 57.2 | 48 | 74.7 | 930 | 20600 |
| 55° | 55° | 61.4 | 43 | 75 | 970 | 20600 |
| 60° | 60° | 64.1 | 37 | 74 | 1120 | 20600 |
| 65° | 65° | 66.5 | 31 | 73.4 | 1260 | 20600 |
| 70° | 70° | 68.7 | 25 | 73.1 | 1360 | 20600 |
| 75° | 75° | 70.9 | 19 | 73.4 | 1630 | 20600 |



| CODE | β | A | B | C | D | E | F | G | H | I | J | K |
|--------------|---------|--------|--------|------|--------|-----|-----|-----|-----|----|-----|-------|
| 0154.11**-00 | 0° | 230 | 70 | 63 | 167 | 225 | 200 | 138 | 170 | 70 | 108 | 124.6 |
| 0154.11**-05 | 5° | 234.04 | 75.89 | 53 | 181.04 | 230 | 205 | 143 | 170 | 70 | 108 | 124.6 |
| 0154.11**-10 | 10° | 234.75 | 81.68 | 40 | 194.75 | 235 | 210 | 148 | 170 | 70 | 108 | 124.6 |
| 0154.11**-15 | 15° | 236.14 | 88.34 | 26 | 210.14 | 240 | 215 | 153 | 170 | 70 | 108 | 124.6 |
| 0154.11**-20 | 20° | 238.21 | 96.85 | 13 | 225.21 | 245 | 220 | 158 | 170 | 70 | 108 | 124.6 |
| 0154.11**-25 | 25° | 237.98 | 105.17 | 1 | 236.98 | 250 | 225 | 163 | 170 | 65 | 103 | 124.6 |
| 0154.11**-30 | 30° | 237.47 | 114.29 | -11 | 248.47 | 255 | 230 | 168 | 170 | 65 | 103 | 124.6 |
| 0154.11**-35 | 35° | 234.7 | 125.18 | -26 | 260.7 | 255 | 230 | 168 | 170 | 60 | 98 | 124.6 |
| 0154.11**-40 | 40° | 228.69 | 134.82 | -39 | 267.69 | 255 | 230 | 168 | 165 | 60 | 98 | 124.6 |
| 0154.11**-45 | 45° | 224.46 | 144.18 | -50 | 274.46 | 255 | 230 | 168 | 160 | 60 | 98 | 124.6 |
| 0154.11**-50 | 50° | 214.03 | 156.26 | -69 | 283.03 | 250 | 225 | 163 | 160 | 60 | 98 | 124.6 |
| 0154.11**-55 | 55° | 208.8 | 159.17 | -83 | 291.8 | 250 | 225 | 163 | 155 | 60 | 98 | 128 |
| 0154.11**-60 | 60° | 204.61 | 161.84 | -96 | 300.61 | 250 | 225 | 163 | 155 | 60 | 98 | 128 |
| 0154.11**-65 | 65° | 201.41 | 164.57 | -105 | 306.41 | 250 | 225 | 163 | 150 | 60 | 98 | 128 |
| 0154.11**-70 | 70° | 200.73 | 169.22 | -112 | 312.73 | 250 | 225 | 163 | 150 | 60 | 98 | 128 |
| 0154.11**-75 | 75° | 197.35 | 174.61 | -121 | 318.35 | 250 | 225 | 163 | 142 | 60 | 98 | 128 |

| CAM COD. | GAS SPRING | KEYS | ANGLE |
|----------|--------------------------|---------------------------------|-----------------------------|
| 0154.11 | 1=STANDARD GAS SPRING | 1=KEYS MOUNTED | -00= ANGLE (FROM 0° TO 75°) |
| | 2= GAS SPRING NOT FILLED | 2= KEYS ONLY ADDED, NOT MOUNTED | |
| | 3= WITHOUT GAS SPRING | 3= WITHOUT KEYS | |

15 PATENT PENDING

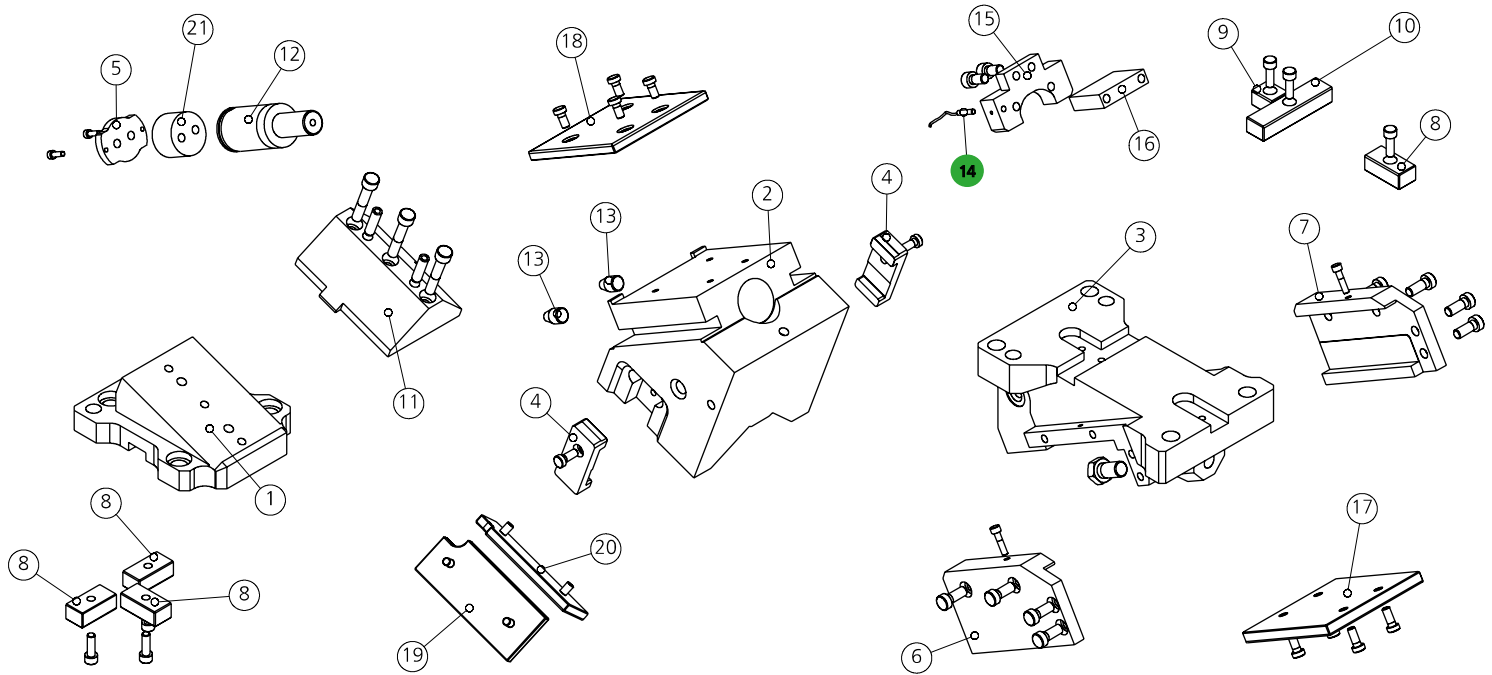
15 (9003) SENSORE / SENSOR / SENSOR



ESEMPIO / EXAMPLES/ BEISPIELE / EXEMPLES

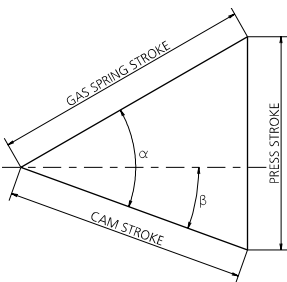
0154.1111-20 = CAM UNIT **0154.11**, STANDARD GAS SPRING (1), KEYS MOUNTED (1), ANGLE **20°**

0154.1132-50 = CAM UNIT **0154.11**, WITHOUT GAS SPRING (3), KEYS ONLY ADDED, NOT MOUNTED (2), ANGLE **50°**

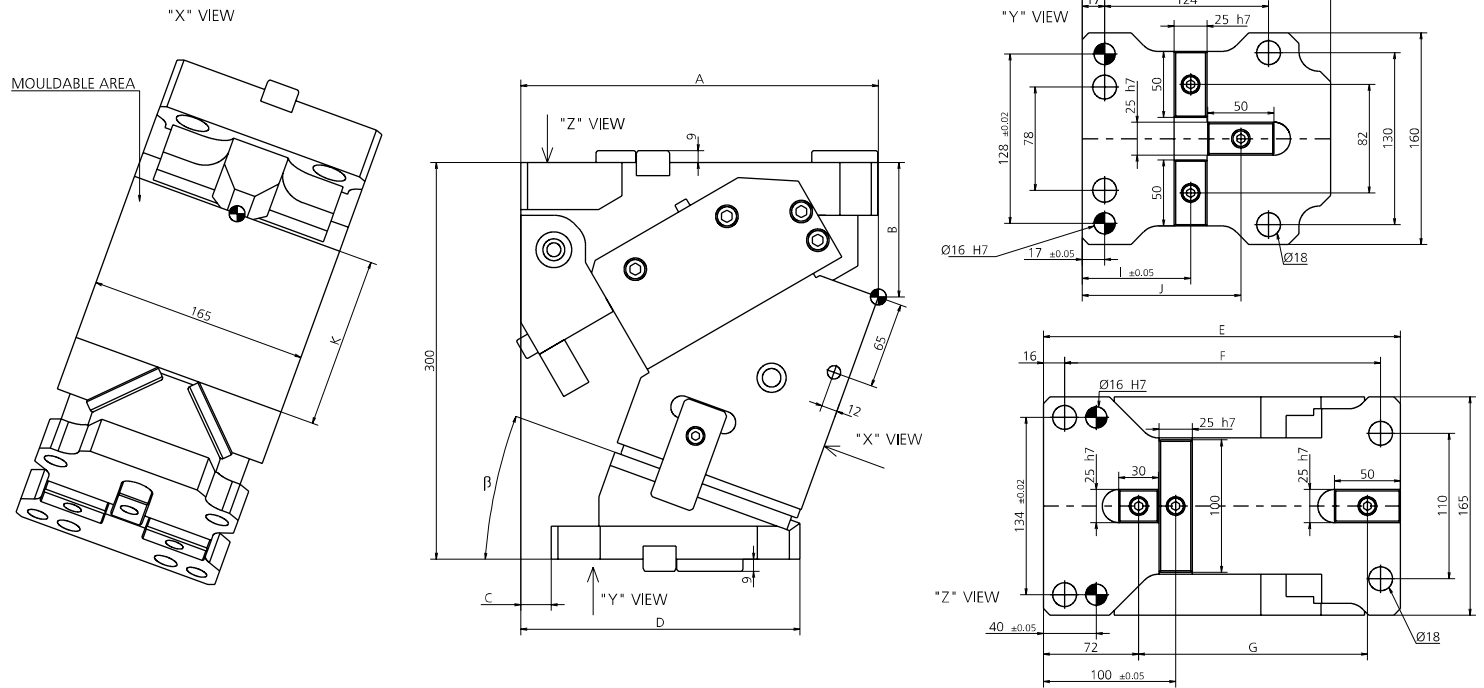


| POS. | DESCRIPTION | Q.TY |
|------|---|------|
| 001 | CUNEO / WEDGE / DRUCKKEIL | 1 |
| 002 | SLITTA / SLIDER / LAGERKEIL | 1 |
| 003 | CORPO CAMMA / CAM BODY / GRUNDGEHÄUSE | 1 |
| 004 | STAFFA DI AGGANCIO / BRACKET ATTACHMENTS / BRACKETBEFESTIGUNG | 2 |
| 005 | PIASTRINA / PLATE / PLATTE | 1 |
| 006 | STAFFA / BRACKET / BRACKET | 1 |
| 007 | STAFFA / BRACKET / BRACKET | 1 |
| 008 | CHIAVETTA / KEY / SCHLÜSSEL | 4 |
| 009 | CHIAVETTA / KEY / SCHLÜSSEL | 1 |
| 010 | CHIAVETTA / KEY / SCHLÜSSEL | 1 |
| 011 | PIASTRA DI SCORRIMENTO / WEAR PLATE / DRUCKPLATTE | 1 |

| POS. | DESCRIPTION | Q.TY |
|------|--|----------|
| 012 | CILINDRO AD AZOTO / NITROGEN CYLINDER / STICKSTOFFZYLINDER | 1 |
| 013 | PUNTALINO / BUMP STOP / STOSSDÄMPFERSPITZE | 2 |
| 014 | SENSORE DI SICUREZZA / SECURITY SENSOR / SENSOR FÜR SICHERHEIT | 1*OPTION |
| 015 | FINECORSO / LIMIT SWITCHES / ENDSCHALTER | 1 |
| 016 | FINECORSO / LIMIT SWITCHES / ENDSCHALTER | 1 |
| 017 | PIASTRA DI SCORRIMENTO / WEAR PLATE / DRUCKPLATTE | 1 |
| 018 | PIASTRA DI SCORRIMENTO / WEAR PLATE / DRUCKPLATTE | 1 |
| 019 | PIASTRA DI SCORRIMENTO / WEAR PLATE / DRUCKPLATTE | 1 |
| 020 | PIASTRA DI SCORRIMENTO / WEAR PLATE / DRUCKPLATTE | 1 |
| 021 | DISTANZIALE / SPACER / ABSTANDSHALTER | 1 |



| β | α | PRESS STROKE | GAS SPRING STROKE | CAM STROKE | EXTRACTION FORCE (daN) | CUTTING FORCE (daN) |
|---------|----------|--------------|-------------------|------------|------------------------|---------------------|
| 0° | 50° | 36.8 | 48 | 30.9 | 940 | 32300 |
| 5° | 50° | 36.9 | 48 | 34.1 | 940 | 32300 |
| 10° | 50° | 37.3 | 48 | 37.3 | 940 | 32300 |
| 15° | 50° | 38.1 | 48 | 40.7 | 940 | 32300 |
| 20° | 50° | 39.1 | 48 | 44.2 | 940 | 32300 |
| 25° | 50° | 40.6 | 48 | 48 | 940 | 32300 |
| 30° | 50° | 42.5 | 48 | 52.1 | 930 | 32300 |
| 35° | 50° | 44.9 | 48 | 56.6 | 930 | 32300 |
| 40° | 50° | 48 | 48 | 61.7 | 930 | 32300 |
| 45° | 50° | 52 | 48 | 67.6 | 930 | 32300 |
| 50° | 50° | 57.2 | 48 | 74.7 | 930 | 32300 |
| 55° | 55° | 61.4 | 43 | 75 | 970 | 32300 |
| 60° | 60° | 64.1 | 37 | 74 | 1120 | 32300 |
| 65° | 65° | 66.5 | 31 | 73.4 | 1260 | 32300 |
| 70° | 70° | 68.7 | 25 | 73.1 | 1360 | 32300 |
| 75° | 75° | 70.9 | 19 | 73.4 | 1630 | 32300 |



| CODE | β | A | B | C | D | E | F | G | H | I | J | K |
|--------------|---------|--------|--------|------|--------|-----|-----|-----|-----|----|-----|-------|
| 0154.16**-00 | 0° | 261 | 74 | 77 | 184 | 250 | 219 | 153 | 188 | 82 | 120 | 129.5 |
| 0154.16**-05 | 5° | 264.19 | 78.59 | 64 | 200.19 | 255 | 224 | 158 | 188 | 82 | 120 | 129.5 |
| 0154.16**-10 | 10° | 266.98 | 86.1 | 51 | 215.98 | 260 | 229 | 163 | 188 | 82 | 120 | 129.5 |
| 0154.16**-15 | 15° | 268.38 | 94.48 | 37 | 231.38 | 265 | 234 | 168 | 188 | 82 | 120 | 129.5 |
| 0154.16**-20 | 20° | 270.41 | 101.7 | 23 | 247.41 | 270 | 239 | 173 | 188 | 82 | 120 | 129.5 |
| 0154.16**-25 | 25° | 270.08 | 109.74 | 11 | 259.08 | 275 | 244 | 178 | 188 | 82 | 120 | 129.5 |
| 0154.16**-30 | 30° | 267.4 | 118.56 | -7 | 274.4 | 275 | 244 | 178 | 188 | 82 | 120 | 129.5 |
| 0154.16**-35 | 35° | 266.4 | 128.13 | -20 | 286.4 | 280 | 249 | 183 | 188 | 82 | 120 | 129.5 |
| 0154.16**-40 | 40° | 267.1 | 140.43 | -35 | 302.1 | 285 | 254 | 188 | 188 | 82 | 120 | 129.5 |
| 0154.16**-45 | 45° | 260.53 | 153.43 | -51 | 311.53 | 285 | 254 | 188 | 188 | 82 | 120 | 129.5 |
| 0154.16**-50 | 50° | 251.71 | 165.1 | -67 | 318.71 | 280 | 249 | 183 | 183 | 82 | 120 | 129.5 |
| 0154.16**-55 | 55° | 246.27 | 167.18 | -80 | 326.27 | 280 | 249 | 183 | 180 | 70 | 108 | 133 |
| 0154.16**-60 | 60° | 239.61 | 172.77 | -92 | 331.61 | 280 | 249 | 183 | 175 | 70 | 108 | 133 |
| 0154.16**-65 | 65° | 235.85 | 126.41 | -108 | 343.85 | 280 | 249 | 183 | 175 | 70 | 108 | 133 |
| 0154.16**-70 | 70° | 236.6 | 122.16 | -111 | 347.6 | 280 | 249 | 183 | 170 | 70 | 108 | 133 |
| 0154.16**-75 | 75° | 232.35 | 114.18 | -117 | 349.35 | 280 | 249 | 183 | 161 | 70 | 108 | 133 |

| CAM COD. | GAS SPRING | KEYS | ANGLE |
|----------|--------------------------|---------------------------------|-----------------------------|
| | 1=STANDARD GAS SPRING | 1=KEYS MOUNTED | |
| 0154.16 | 2= GAS SPRING NOT FILLED | 2= KEYS ONLY ADDED, NOT MOUNTED | -00= ANGLE (FROM 0° TO 75°) |
| | 3= WITHOUT GAS SPRING | 3= WITHOUT KEYS | |

14 PATENT PENDING

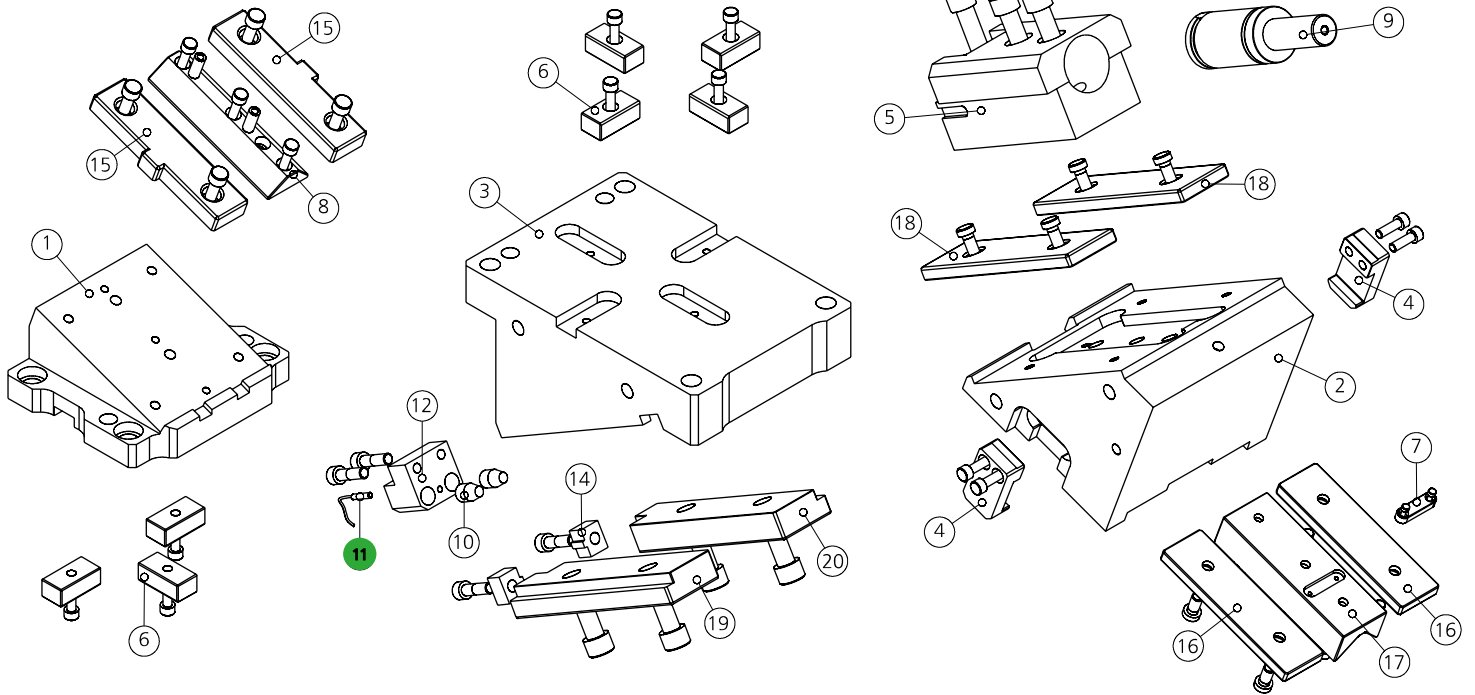
14 (9003) SENSORE / SENSOR / SENSOR



ESEMPIO / EXAMPLES/ BEISPIELE / EXEMPLES

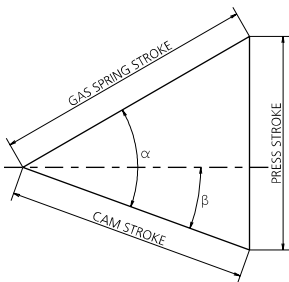
0154.1611-20 = CAM UNIT 0154.16, STANDARD GAS SPRING (1), KEYS MOUNTED (1), ANGLE 20°

0154.1632-50 = CAM UNIT 0154.16, WITHOUT GAS SPRING (3), KEYS ONLY ADDED, NOT MOUNTED (2), ANGLE 50°

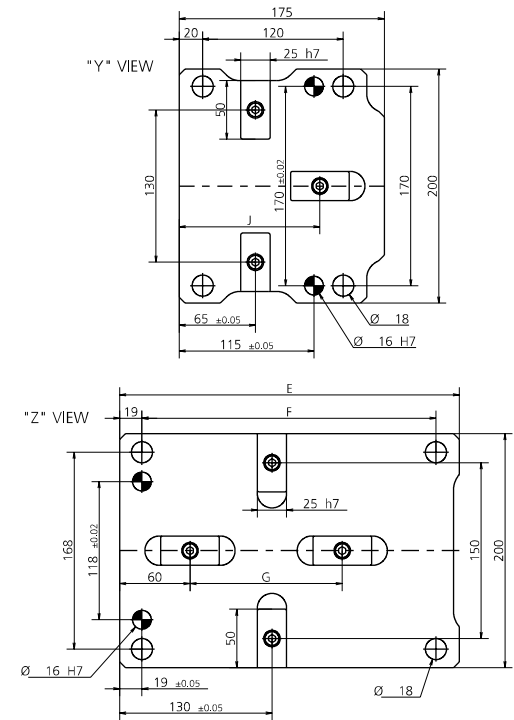
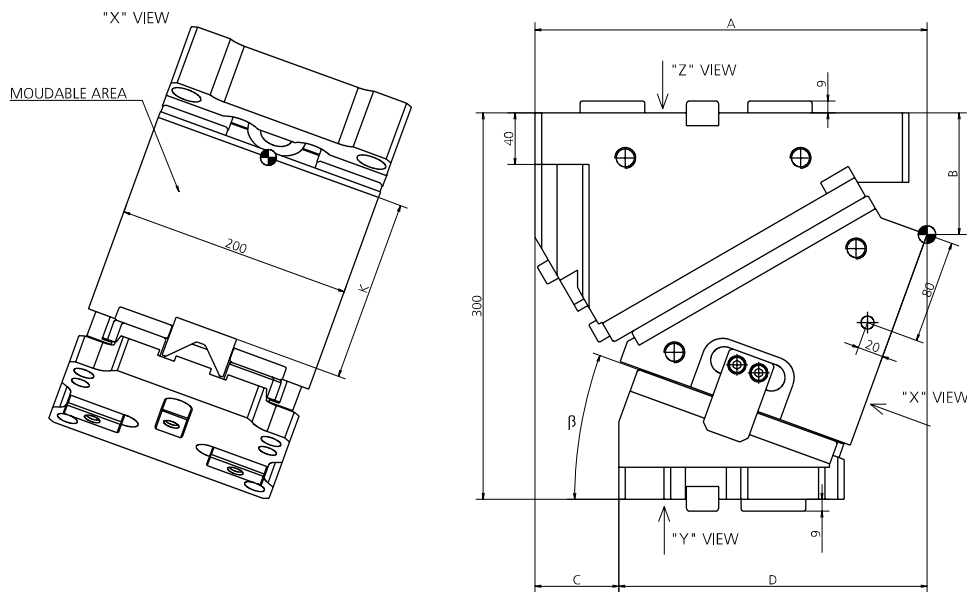


| POS. | DESCRIPTION | Q.TY |
|------|--|------|
| 001 | CUNEO / WEDGE / DRUCKKEIL | 1 |
| 002 | SLITTA / SLIDER / LAGERKEIL | 1 |
| 003 | CORPO CAMMA / CAM BODY / GRUNDGEHÄUSE | 1 |
| 004 | STAFFA DI AGGANCO / BRACKET ATTACHMENTS / BRACKETBEFESTIGUNG | 2 |
| 005 | AGGANCO SLITTA / SLIDE ATTACHMENT / SCHLITTENBEFESTIGUNG | 1 |
| 006 | CHIAVETTA / KEY / SCHLÜSSEL | 7 |
| 007 | CHIAVETTA / KEY / SCHLÜSSEL | 1 |
| 008 | PIASTRA DI SCORRIMENTO / WEAR PLATE / DRUCKPLATTE | 1 |
| 009 | CILINDRO AD AZOTO / NITROGEN CYLINDER / STICKSTOFFZYLINDER | 1 |
| 010 | PUNTALINO / BUMP STOP / STOSSDÄMPFERSPITZE | 2 |

| POS. | DESCRIPTION | Q.TY |
|------|--|----------|
| 011 | SENSORE DI SICUREZZA / SECURITY SENSOR / SENSOR FÜR SICHERHEIT | 1*OPTION |
| 012 | FINECORSO / LIMIT SWITCHES / ENDSCHALTER | 1 |
| 014 | FINECORSO / LIMIT SWITCHES / ENDSCHALTER | 2 |
| 015 | PIASTRA DI SCORRIMENTO / WEAR PLATE / DRUCKPLATTE | 2 |
| 016 | PIASTRA DI SCORRIMENTO / WEAR PLATE / DRUCKPLATTE | 2 |
| 017 | PIASTRA DI SCORRIMENTO / WEAR PLATE / DRUCKPLATTE | 1 |
| 018 | PIASTRA DI SCORRIMENTO / WEAR PLATE / DRUCKPLATTE | 2 |
| 019 | PIASTRA DI SCORRIMENTO / WEAR PLATE / DRUCKPLATTE | 1 |
| 020 | PIASTRA DI SCORRIMENTO / WEAR PLATE / DRUCKPLATTE | 1 |



| β | α | PRESS STROKE | GAS SPRING STROKE | CAM STROKE | EXTRACTION FORCE (daN) | CUTTING FORCE (daN) |
|---------|----------|--------------|-------------------|------------|------------------------|---------------------|
| 0° | 50° | 39.1 | 51 | 32.8 | 1820 | 51500 |
| 5° | 50° | 39.2 | 51 | 36.2 | 1820 | 51500 |
| 10° | 50° | 39.7 | 51 | 39.7 | 1810 | 51500 |
| 15° | 50° | 40.5 | 51 | 43.3 | 1810 | 51500 |
| 20° | 50° | 41.6 | 51 | 47.0 | 1810 | 51500 |
| 25° | 50° | 43.1 | 51 | 51.0 | 1800 | 51500 |
| 30° | 50° | 45.1 | 51 | 55.3 | 1800 | 51500 |
| 35° | 50° | 47.7 | 51 | 60.1 | 1800 | 51500 |
| 40° | 50° | 51.0 | 51 | 65.6 | 1790 | 51500 |
| 45° | 50° | 55.3 | 51 | 71.9 | 1790 | 51500 |
| 50° | 50° | 60.8 | 51 | 79.3 | 1780 | 51500 |
| 55° | 55° | 72.8 | 51 | 88.9 | 1940 | 51500 |
| 60° | 60° | 88.3 | 51 | 102.0 | 2150 | 51500 |
| 65° | 65° | 98.6 | 46 | 108.8 | 2340 | 51500 |
| 70° | 70° | 112.6 | 41 | 119.9 | 2620 | 51500 |
| 75° | 75° | 115.7 | 31 | 119.8 | 3070 | 51500 |



| CODE | β | A | B | C | D | E | F | G | J | K |
|--------------|---------|--------|--------|------|--------|-----|-----|-----|-----|-----|
| 0154.20**-00 | 0° | 291 | 67 | 116 | 175 | 270 | 231 | 115 | 120 | 155 |
| 0154.20**-05 | 5° | 294.87 | 75.71 | 103 | 191.87 | 275 | 236 | 120 | 120 | 155 |
| 0154.20**-10 | 10° | 299.34 | 82.22 | 91 | 208.34 | 280 | 241 | 125 | 120 | 155 |
| 0154.20**-15 | 15° | 301.43 | 88.49 | 77 | 224.43 | 285 | 246 | 130 | 120 | 155 |
| 0154.20**-20 | 20° | 304.16 | 94.48 | 65 | 239.16 | 290 | 251 | 130 | 120 | 155 |
| 0154.20**-25 | 25° | 306.55 | 100.18 | 55 | 251.55 | 295 | 256 | 135 | 125 | 155 |
| 0154.20**-30 | 30° | 305.63 | 108.55 | 39 | 266.63 | 300 | 261 | 135 | 125 | 155 |
| 0154.20**-35 | 35° | 306.43 | 117.57 | 25 | 281.43 | 305 | 266 | 140 | 125 | 155 |
| 0154.20**-40 | 40° | 302.99 | 128.21 | 7 | 295.99 | 305 | 266 | 145 | 125 | 155 |
| 0154.20**-45 | 45° | 298.33 | 147.45 | -9 | 307.33 | 305 | 266 | 150 | 125 | 155 |
| 0154.20**-50 | 50° | 293.5 | 157.27 | -25 | 318.5 | 305 | 266 | 150 | 140 | 155 |
| 0154.20**-55 | 55° | 290.25 | 161.13 | -44 | 334.25 | 305 | 266 | 150 | 140 | 168 |
| 0154.20**-60 | 60° | 284.45 | 161.36 | -56 | 340.45 | 305 | 266 | 150 | 140 | 160 |
| 0154.20**-65 | 65° | 285.31 | 165.7 | -71 | 356.31 | 305 | 266 | 150 | 140 | 160 |
| 0154.20**-70 | 70° | 285.62 | 176.95 | -90 | 375.62 | 305 | 266 | 150 | 140 | 160 |
| 0154.20**-75 | 75° | 280.77 | 184.35 | -107 | 387.77 | 305 | 266 | 150 | 140 | 160 |

| CAM COD. | GAS SPRING | KEYS | ANGLE |
|----------|--------------------------|---------------------------------|-----------------------------|
| | 1=STANDARD GAS SPRING | 1=KEYS MOUNTED | |
| 0154.20 | 2= GAS SPRING NOT FILLED | 2= KEYS ONLY ADDED, NOT MOUNTED | -00= ANGLE (FROM 0° TO 75°) |
| | 3= WITHOUT GAS SPRING | 3= WITHOUT KEYS | |

11 PATENT PENDING

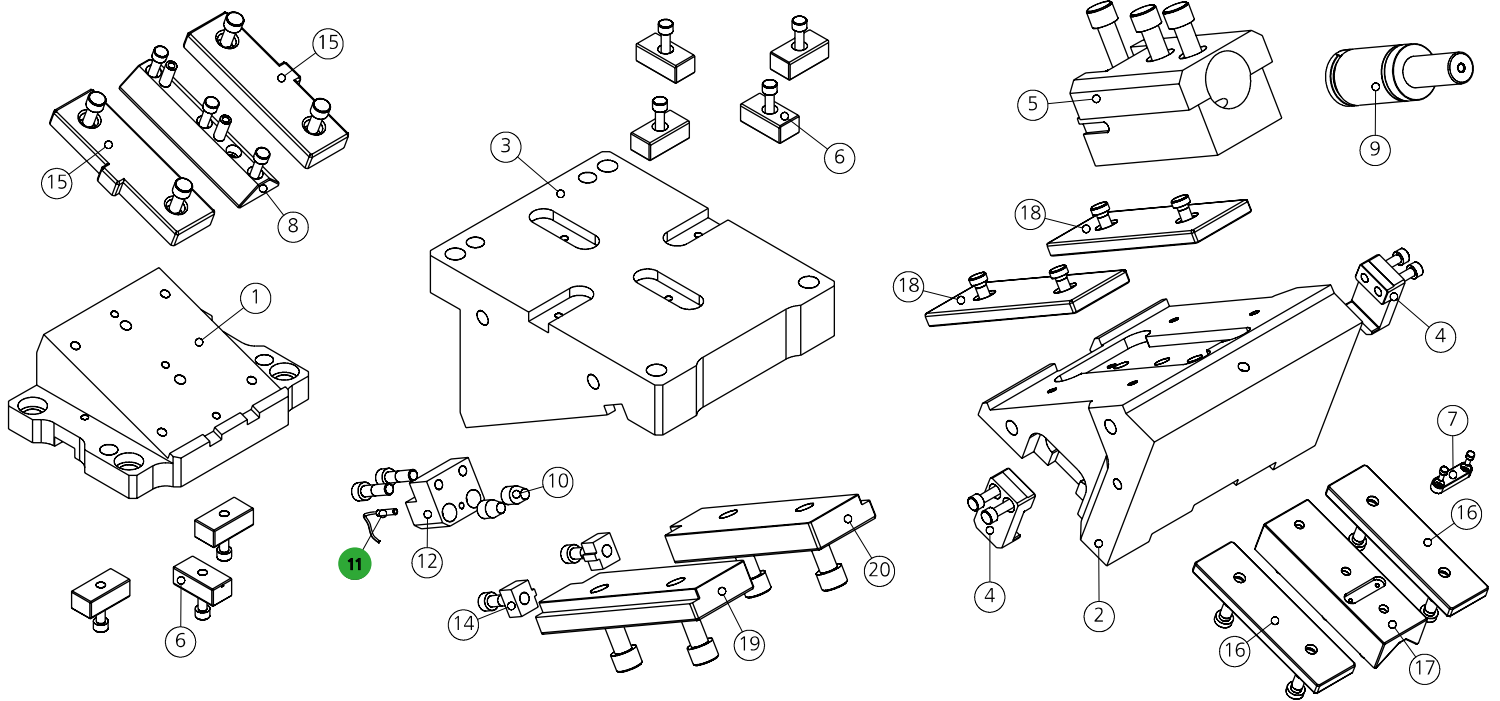
11 (9003) SENSORE / SENSOR / SENSOR



ESEMPIO / EXAMPLES/ BEISPIELE / EXEMPLES

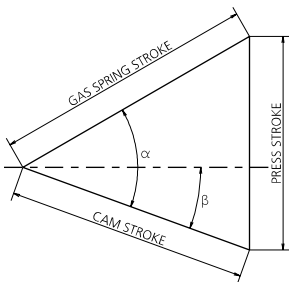
0154.2011-20 = CAM UNIT **0154.20**, STANDARD GAS SPRING (1), KEYS MOUNTED (1), ANGLE **20°**

0154.2032-50 = CAM UNIT **0154.20**, WITHOUT GAS SPRING (3), KEYS ONLY ADDED, NOT MOUNTED (2), ANGLE **50°**

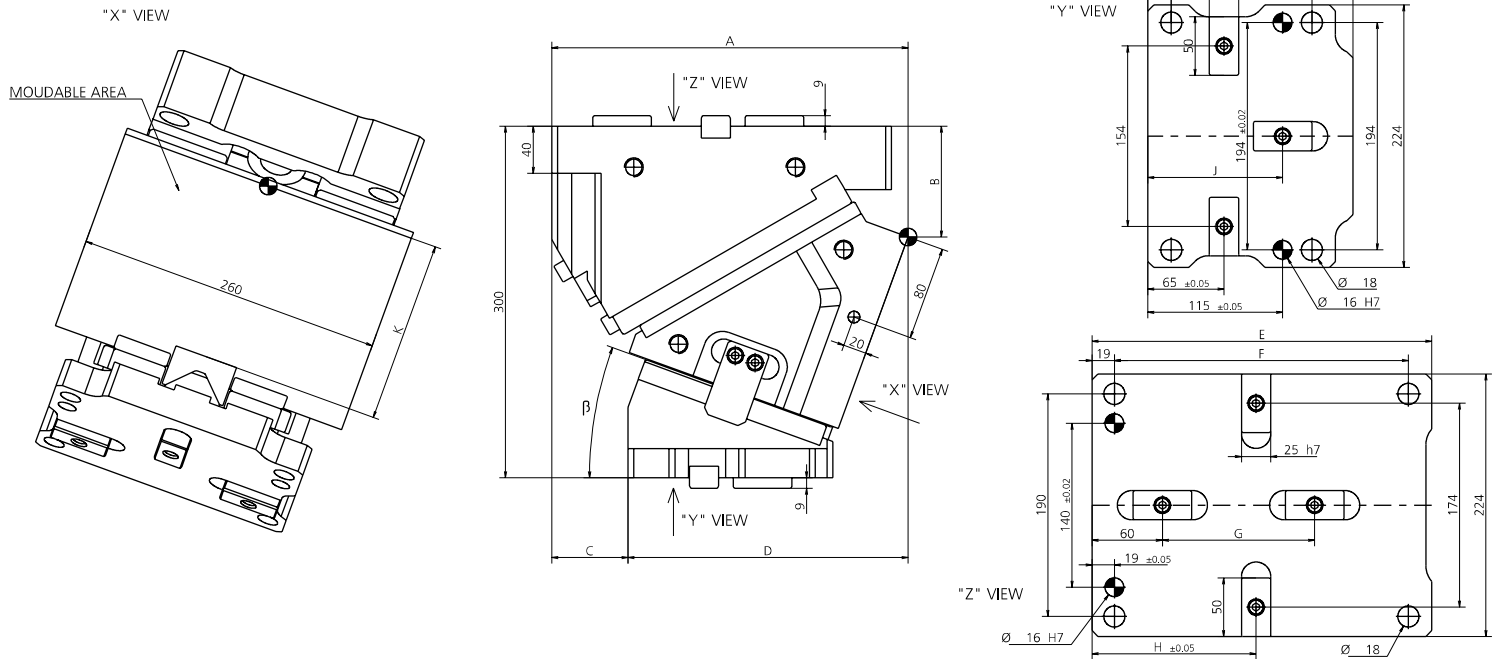


| POS. | DESCRIPTION | Q.TY |
|------|---|------|
| 001 | CUNEO / WEDGE / DRUCKKEIL | 1 |
| 002 | SLITTA / SLIDER / LAGERKEIL | 1 |
| 003 | CORPO CAMMA / CAM BODY / GRUNDGEHÄUSE | 1 |
| 004 | STAFFA DI AGGANCIO / BRACKET ATTACHMENTS / BRACKETBEFESTIGUNG | 2 |
| 005 | AGGANCIO SLITTA / SLIDE ATTACHMENT / SCHLITTENBEFESTIGUNG | 1 |
| 006 | CHIAVETTA / KEY / SCHLÜSSEL | 7 |
| 007 | CHIAVETTA / KEY / SCHLÜSSEL | 1 |
| 008 | PIASTRA DI SCORRIMENTO / WEAR PLATE / DRUCKPLATTE | 1 |
| 009 | CILINDRO AD AZOTO / NITROGEN CYLINDER / STICKSTOFFZYLINDER | 1 |
| 010 | PUNTALINO / BUMP STOP / STOSSDÄMPFERSPITZE | 2 |

| POS. | DESCRIPTION | Q.TY |
|------|--|----------|
| 011 | SENSORE DI SICUREZZA / SECURITY SENSOR / SENSOR FÜR SICHERHEIT | 1*OPTION |
| 012 | FINECORSO / LIMIT SWITCHES / ENDSCHALTER | 1 |
| 014 | FINECORSO / LIMIT SWITCHES / ENDSCHALTER | 2 |
| 015 | PIASTRA DI SCORRIMENTO / WEAR PLATE / DRUCKPLATTE | 2 |
| 016 | PIASTRA DI SCORRIMENTO / WEAR PLATE / DRUCKPLATTE | 2 |
| 017 | PIASTRA DI SCORRIMENTO / WEAR PLATE / DRUCKPLATTE | 1 |
| 018 | PIASTRA DI SCORRIMENTO / WEAR PLATE / DRUCKPLATTE | 2 |
| 019 | PIASTRA DI SCORRIMENTO / WEAR PLATE / DRUCKPLATTE | 1 |
| 020 | PIASTRA DI SCORRIMENTO / WEAR PLATE / DRUCKPLATTE | 1 |



| β | α | PRESS STROKE | GAS SPRING STROKE | CAM STROKE | EXTRACTION FORCE (daN) | CUTTING FORCE (daN) |
|---------|----------|--------------|-------------------|------------|------------------------|---------------------|
| 0° | 50° | 39.1 | 51 | 32.8 | 1820 | 60300 |
| 5° | 50° | 39.2 | 51 | 36.2 | 1820 | 60300 |
| 10° | 50° | 39.7 | 51 | 39.7 | 1810 | 60300 |
| 15° | 50° | 40.5 | 51 | 43.3 | 1810 | 60300 |
| 20° | 50° | 41.6 | 51 | 47.0 | 1810 | 60300 |
| 25° | 50° | 43.1 | 51 | 51.0 | 1800 | 60300 |
| 30° | 50° | 45.1 | 51 | 55.3 | 1800 | 60300 |
| 35° | 50° | 47.7 | 51 | 60.1 | 1800 | 60300 |
| 40° | 50° | 51.0 | 51 | 65.6 | 1790 | 60300 |
| 45° | 50° | 55.3 | 51 | 71.9 | 1790 | 60300 |
| 50° | 50° | 60.8 | 51 | 79.3 | 1780 | 60300 |
| 55° | 55° | 72.8 | 51 | 88.9 | 1940 | 60300 |
| 60° | 60° | 88.3 | 51 | 102.0 | 2150 | 60300 |
| 65° | 65° | 98.6 | 46 | 108.8 | 2340 | 60300 |
| 70° | 70° | 112.6 | 41 | 119.9 | 2620 | 60300 |
| 75° | 75° | 115.7 | 31 | 119.8 | 3070 | 60300 |



| CODE | β | A | B | C | D | E | F | G | H | J | K |
|--------------|---------|--------|--------|------|--------|-----|-----|-----|-----|-----|-----|
| 0154.26**-00 | 0° | 291 | 67 | 116 | 175 | 270 | 231 | 115 | 130 | 115 | 155 |
| 0154.26**-05 | 5° | 294.87 | 75.71 | 103 | 191.87 | 275 | 236 | 120 | 135 | 115 | 155 |
| 0154.26**-10 | 10° | 299.34 | 82.22 | 91 | 208.34 | 280 | 241 | 125 | 140 | 115 | 155 |
| 0154.26**-15 | 15° | 301.43 | 88.49 | 77 | 224.43 | 285 | 246 | 130 | 140 | 115 | 155 |
| 0154.26**-20 | 20° | 304.16 | 94.48 | 65 | 239.16 | 290 | 251 | 130 | 140 | 115 | 155 |
| 0154.26**-25 | 25° | 306.55 | 100.18 | 55 | 251.55 | 295 | 256 | 135 | 140 | 125 | 155 |
| 0154.26**-30 | 30° | 305.63 | 108.55 | 39 | 266.63 | 300 | 261 | 135 | 140 | 125 | 155 |
| 0154.26**-35 | 35° | 306.43 | 117.57 | 25 | 281.43 | 305 | 266 | 140 | 140 | 125 | 155 |
| 0154.26**-40 | 40° | 302.99 | 128.21 | 7 | 295.99 | 305 | 266 | 145 | 140 | 125 | 155 |
| 0154.26**-45 | 45° | 298.33 | 147.45 | -9 | 307.33 | 305 | 266 | 150 | 140 | 125 | 155 |
| 0154.26**-50 | 50° | 293.5 | 157.27 | -25 | 318.5 | 305 | 266 | 150 | 140 | 140 | 155 |
| 0154.26**-55 | 55° | 290.25 | 161.13 | -44 | 334.25 | 305 | 266 | 150 | 140 | 140 | 168 |
| 0154.26**-60 | 60° | 284.45 | 161.36 | -56 | 340.45 | 305 | 266 | 150 | 140 | 140 | 160 |
| 0154.26**-65 | 65° | 285.31 | 165.7 | -71 | 356.31 | 305 | 266 | 150 | 140 | 140 | 160 |
| 0154.26**-70 | 70° | 285.62 | 176.95 | -90 | 375.62 | 305 | 266 | 150 | 140 | 140 | 160 |
| 0154.26**-75 | 75° | 280.77 | 184.35 | -107 | 387.77 | 305 | 266 | 150 | 140 | 140 | 160 |

| CAM COD. | GAS SPRING | KEYS | ANGLE |
|----------|--------------------------|---------------------------------|-----------------------------|
| | 1=STANDARD GAS SPRING | 1=KEYS MOUNTED | |
| 0154.26 | 2= GAS SPRING NOT FILLED | 2= KEYS ONLY ADDED, NOT MOUNTED | -00= ANGLE (FROM 0° TO 75°) |
| | 3= WITHOUT GAS SPRING | 3= WITHOUT KEYS | |

11 PATENT PENDING

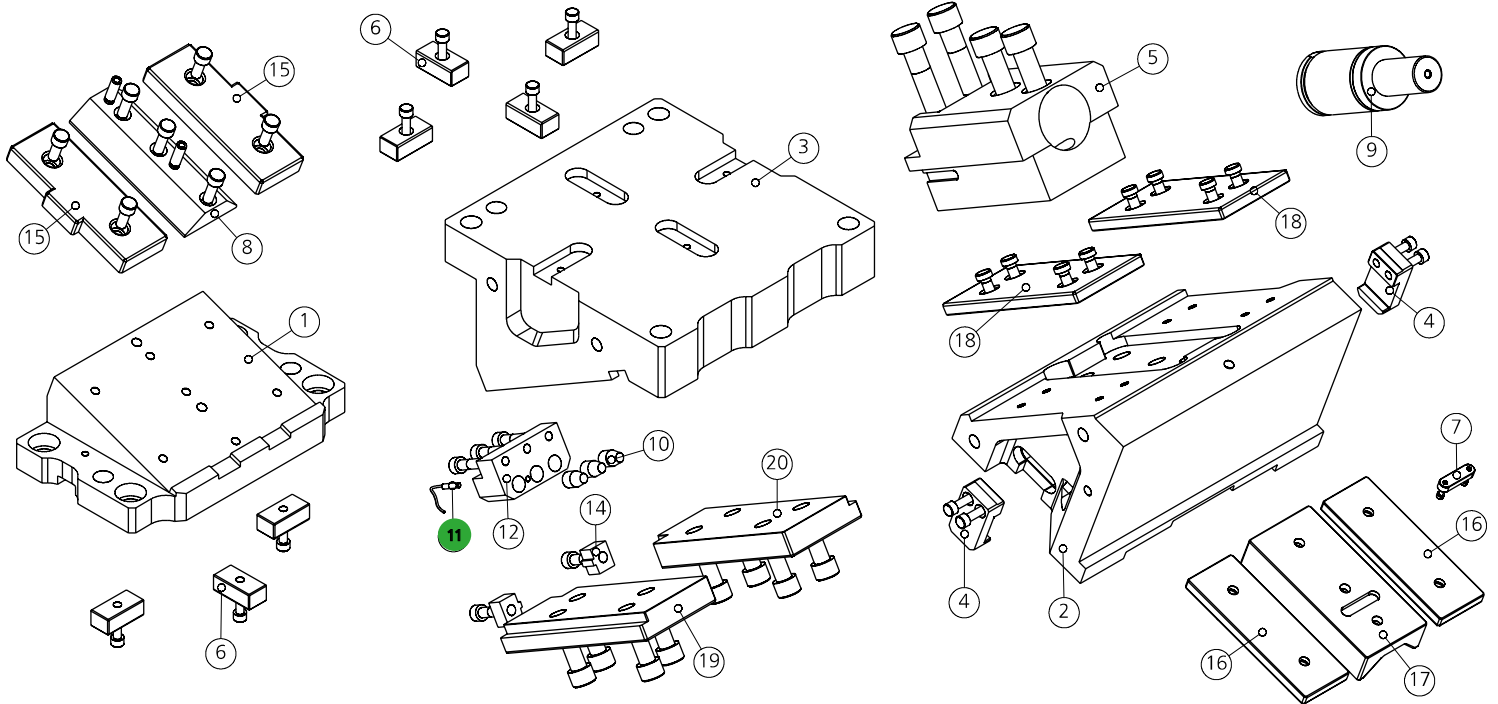
11 (9003) SENSORE / SENSOR / SENSOR



ESEMPIO / EXAMPLES/ BEISPIELE / EXEMPLES

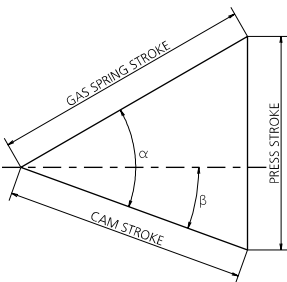
0154.2611-20 = CAM UNIT 0154.26, STANDARD GAS SPRING (1), KEYS MOUNTED (1), ANGLE 20°

0154.2632-50 = CAM UNIT 0154.26, WITHOUT GAS SPRING (3), KEYS ANLY ADDED, NOT MOUNTED (2), ANGLE 50°

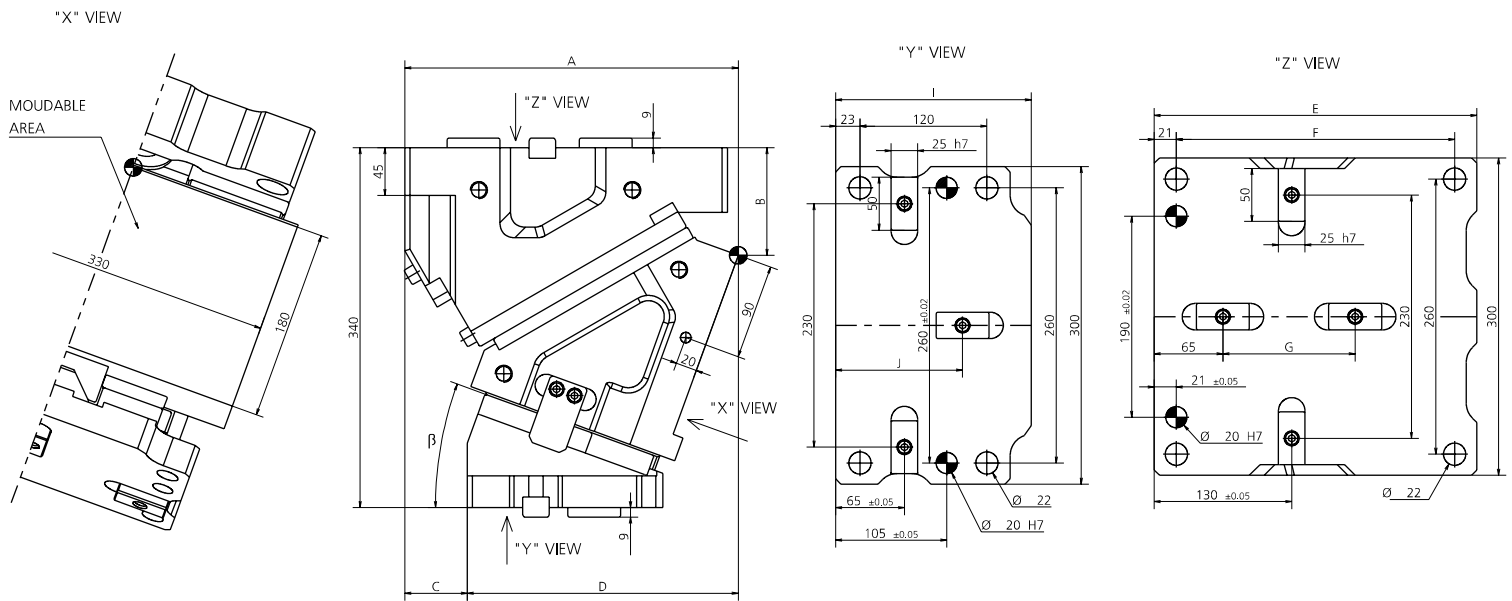


| POS. | DESCRIPTION | Q.TY |
|------|---|------|
| 001 | CUNEO / WEDGE / DRUCKKEIL | 1 |
| 002 | SLITTA / SLIDER / LAGERKEIL | 1 |
| 003 | CORPO CAMMA / CAM BODY / GRUNDGEHÄUSE | 1 |
| 004 | STAFFA DI AGGANCIO / BRACKET ATTACHMENTS / BRACKETBEFESTIGUNG | 2 |
| 005 | AGGANCIO SLITTA / SLIDE ATTACHMENT / SCHLITTENBEFESTIGUNG | 1 |
| 006 | CHIAVETTA / KEY / SCHLÜSSEL | 7 |
| 007 | CHIAVETTA / KEY / SCHLÜSSEL | 1 |
| 008 | PIASTRA DI SCORRIMENTO / WEAR PLATE / DRUCKPLATTE | 1 |
| 009 | CILINDRO AD AZOTO / NITROGEN CYLINDER / STICKSTOFFZYLINDER | 1 |
| 010 | PUNTALINO / BUMP STOP / STOSSDÄMPFERSPITZE | 3 |

| POS. | DESCRIPTION | Q.TY |
|------|--|----------|
| 011 | SENSORE DI SICUREZZA / SECURITY SENSOR / SENSOR FÜR SICHERHEIT | 1*OPTION |
| 012 | FINECORSO / LIMIT SWITCHES / ENDSCHALTER | 1 |
| 014 | FINECORSO / LIMIT SWITCHES / ENDSCHALTER | 2 |
| 015 | PIASTRA DI SCORRIMENTO / WEAR PLATE / DRUCKPLATTE | 2 |
| 016 | PIASTRA DI SCORRIMENTO / WEAR PLATE / DRUCKPLATTE | 2 |
| 017 | PIASTRA DI SCORRIMENTO / WEAR PLATE / DRUCKPLATTE | 1 |
| 018 | PIASTRA DI SCORRIMENTO / WEAR PLATE / DRUCKPLATTE | 2 |
| 019 | PIASTRA DI SCORRIMENTO / WEAR PLATE / DRUCKPLATTE | 1 |
| 020 | PIASTRA DI SCORRIMENTO / WEAR PLATE / DRUCKPLATTE | 1 |



| β | α | PRESS STROKE | GAS SPRING STROKE | CAM STROKE | EXTRACTION FORCE (daN) | CUTTING FORCE (daN) |
|---------|----------|--------------|-------------------|------------|------------------------|---------------------|
| 0° | 50° | 39.1 | 51 | 32.8 | 2990 | 73500 |
| 5° | 50° | 39.2 | 51 | 36.2 | 2980 | 73500 |
| 10° | 50° | 39.7 | 51 | 39.7 | 2980 | 73500 |
| 15° | 50° | 40.4 | 51 | 43.3 | 2970 | 73500 |
| 20° | 50° | 41.6 | 51 | 47.0 | 2960 | 73500 |
| 25° | 50° | 43.1 | 51 | 51.0 | 2960 | 73500 |
| 30° | 50° | 45.1 | 51 | 55.3 | 2950 | 73500 |
| 35° | 50° | 47.7 | 51 | 60.1 | 2940 | 73500 |
| 40° | 50° | 51.0 | 51 | 65.6 | 2940 | 73500 |
| 45° | 50° | 55.3 | 51 | 71.9 | 2930 | 73500 |
| 50° | 50° | 60.8 | 51 | 79.3 | 2920 | 73500 |
| 55° | 55° | 72.8 | 51 | 88.9 | 3180 | 73500 |
| 60° | 60° | 88.3 | 51 | 102.0 | 3510 | 73500 |
| 65° | 65° | 98.6 | 46 | 108.8 | 3830 | 73500 |
| 70° | 70° | 112.6 | 41 | 119.9 | 4280 | 73500 |
| 75° | 75° | 115.7 | 31 | 119.8 | 5030 | 73500 |



| CODE | β | A | B | C | D | E | F | G | I | J |
|----------------------|---------|--------|--------|------|--------|-----|-----|-----|-----|-----|
| 0154.33** -00 | 0° | 295 | 68 | 115 | 180 | 280 | 238 | 190 | 185 | 125 |
| 0154.33** -05 | 5° | 305.13 | 77.72 | 106 | 199.13 | 290 | 248 | 200 | 185 | 125 |
| 0154.33** -10 | 10° | 308.87 | 86.26 | 90 | 218.87 | 295 | 253 | 205 | 185 | 120 |
| 0154.33** -15 | 15° | 312.21 | 94.59 | 74 | 238.21 | 300 | 258 | 210 | 185 | 120 |
| 0154.33** -20 | 20° | 315.18 | 101.67 | 59 | 256.18 | 305 | 263 | 125 | 185 | 120 |
| 0154.33** -25 | 25° | 312.82 | 108.46 | 40 | 272.82 | 305 | 263 | 125 | 185 | 125 |
| 0154.33** -30 | 30° | 312.13 | 115.95 | 23 | 289.13 | 310 | 268 | 130 | 185 | 125 |
| 0154.33** -35 | 35° | 312.16 | 127.11 | 9 | 303.16 | 310 | 268 | 130 | 185 | 125 |
| 0154.33** -40 | 40° | 308.92 | 138.91 | -17 | 325.92 | 310 | 268 | 135 | 185 | 125 |
| 0154.33** -45 | 45° | 303.46 | 154.33 | -33 | 336.46 | 310 | 268 | 150 | 185 | 125 |
| 0154.33** -50 | 50° | 301.8 | 171.35 | -49 | 350.8 | 315 | 273 | 150 | 185 | 125 |
| 0154.33** -55 | 55° | 292.97 | 179.42 | -72 | 364.97 | 315 | 273 | 150 | 178 | 125 |
| 0154.33** -60 | 60° | 288.72 | 178.36 | -88 | 376.72 | 315 | 273 | 150 | 178 | 140 |
| 0154.33** -65 | 65° | 291.61 | 187.08 | -101 | 392.61 | 315 | 273 | 150 | 178 | 140 |
| 0154.33** -70 | 70° | 288.88 | 197.14 | -121 | 409.88 | 315 | 273 | 150 | 178 | 140 |
| 0154.33** -75 | 75° | 283.54 | 196.04 | -143 | 426.54 | 315 | 273 | 150 | 178 | 140 |

| CAM COD. | GAS SPRING | KEYS | ANGLE |
|----------|--------------------------|---------------------------------|-----------------------------|
| | 1=STANDARD GAS SPRING | 1=KEYS MOUNTED | |
| 0154.33 | 2= GAS SPRING NOT FILLED | 2= KEYS ONLY ADDED, NOT MOUNTED | -00= ANGLE (FROM 0° TO 75°) |
| | 3= WITHOUT GAS SPRING | 3= WITHOUT KEYS | |

11 PATENT PENDING

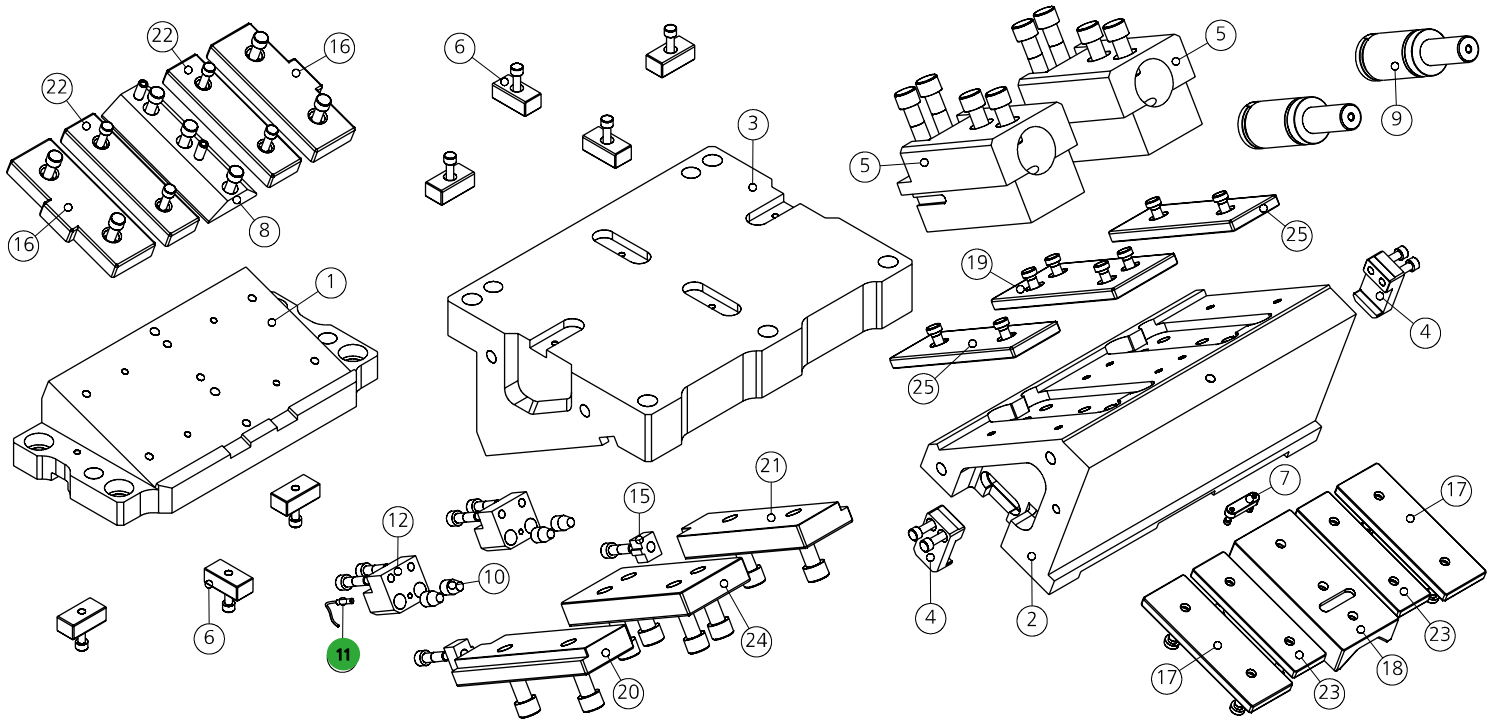
11 (9003) SENSORE / SENSOR / SENSOR



ESEMPIO / EXAMPLES/ BEISPIELE / EXEMPLES

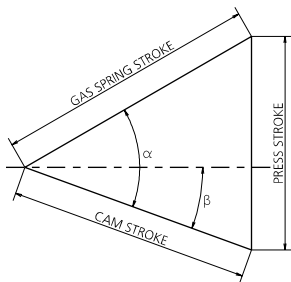
0154.3311-20 = CAM UNIT **0154.33**, STANDARD GAS SPRING (1), KEYS MOUNTED (1), ANGLE **20°**

0154.3332-50 = CAM UNIT **0154.33**, WITHOUT GAS SPRING (3), KEYS ONLY ADDED, NOT MOUNTED (2), ANGLE **50°**

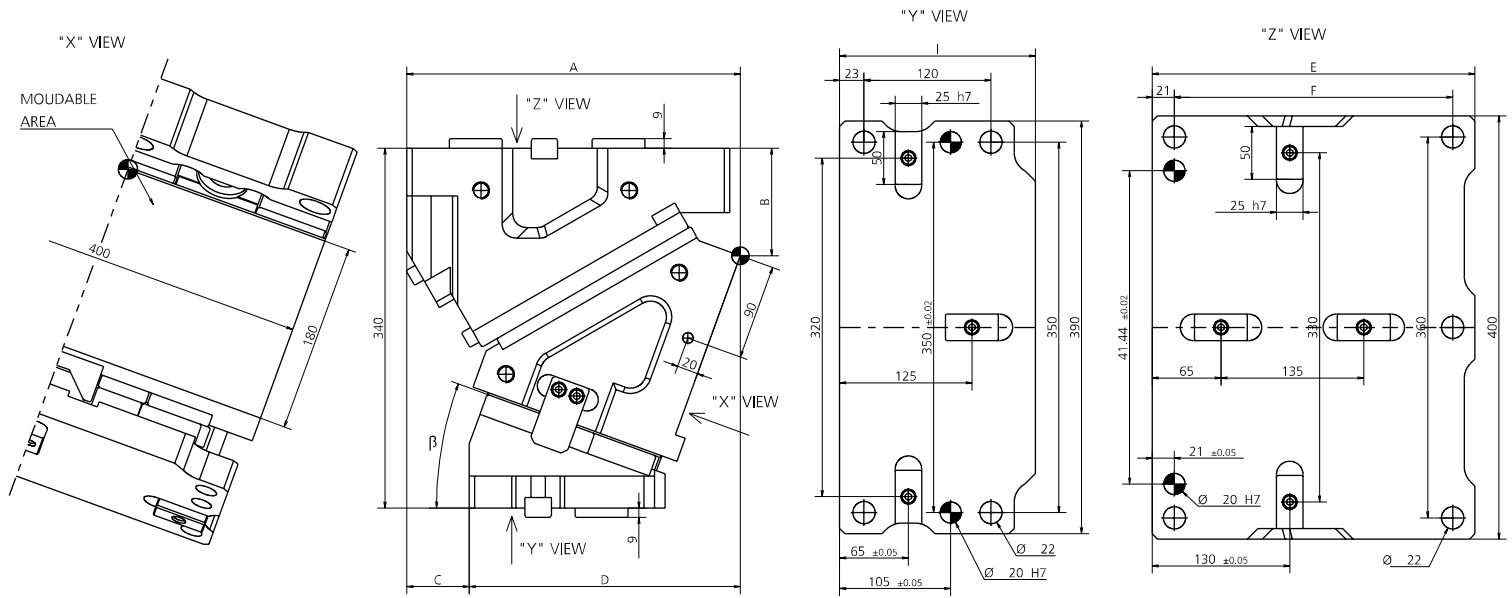


| POS. | DESCRIPTION | Q.TY |
|------|--|----------|
| 001 | CUNEO / WEDGE / DRUCKKEIL | 1 |
| 002 | SLITTA / SLIDER / LAGERKEIL | 1 |
| 003 | CORPO CAMMA / CAM BODY / GRUNDGEHÄUSE | 1 |
| 004 | STAFFA DI AGGANCIAMENTO / BRACKET ATTACHMENTS / BRACKETBEFESTIGUNG | 2 |
| 005 | AGGANCIAMENTO SLITTA / SLIDE ATTACHMENT / SCHLITTENBEFESTIGUNG | 2 |
| 006 | CHIAVETTA / KEY / SCHLÜSSEL | 7 |
| 007 | CHIAVETTA / KEY / SCHLÜSSEL | 1 |
| 008 | PIASTRA DI SCORRIMENTO / WEAR PLATE / DRUCKPLATTE | 1 |
| 009 | CILINDRO AD AZOTO / NITROGEN CYLINDER / STICKSTOFFZYLINDER | 2 |
| 010 | PUNTALINO / BUMP STOP / STOSSDÄMPFERSPITZE | 4 |
| 011 | SENSORE DI SICUREZZA / SECURITY SENSOR / SENSOR FÜR SICHERHEIT | 1*OPTION |
| 012 | FINECORSO / LIMIT SWITCHES / ENDSCHALTER | 2 |

| POS. | DESCRIPTION | Q.TY |
|------|---|------|
| 015 | FINECORSO / LIMIT SWITCHES / ENDSCHALTER | 2 |
| 016 | PIASTRA DI SCORRIMENTO / WEAR PLATE / DRUCKPLATTE | 2 |
| 017 | PIASTRA DI SCORRIMENTO / WEAR PLATE / DRUCKPLATTE | 2 |
| 018 | PIASTRA DI SCORRIMENTO / WEAR PLATE / DRUCKPLATTE | 1 |
| 019 | PIASTRA DI SCORRIMENTO / WEAR PLATE / DRUCKPLATTE | 1 |
| 020 | PIASTRA DI SCORRIMENTO / WEAR PLATE / DRUCKPLATTE | 1 |
| 021 | PIASTRA DI SCORRIMENTO / WEAR PLATE / DRUCKPLATTE | 1 |
| 022 | PIASTRA DI SCORRIMENTO / WEAR PLATE / DRUCKPLATTE | 2 |
| 023 | PIASTRA DI SCORRIMENTO / WEAR PLATE / DRUCKPLATTE | 2 |
| 024 | PIASTRA DI SCORRIMENTO / WEAR PLATE / DRUCKPLATTE | 1 |
| 025 | PIASTRA DI SCORRIMENTO / WEAR PLATE / DRUCKPLATTE | 2 |



| β | α | PRESS STROKE | GAS SPRING STROKE | CAM STROKE | EXTRACTION FORCE (daN) | CUTTING FORCE (daN) |
|---------|----------|--------------|-------------------|------------|------------------------|---------------------|
| 0° | 50° | 39.1 | 51 | 32.8 | 3660 | 88200 |
| 5° | 50° | 39.2 | 51 | 36.2 | 3650 | 88200 |
| 10° | 50° | 39.7 | 51 | 39.7 | 3640 | 88200 |
| 15° | 50° | 40.4 | 51 | 43.3 | 3630 | 88200 |
| 20° | 50° | 41.6 | 51 | 47.0 | 3620 | 88200 |
| 25° | 50° | 43.1 | 51 | 51.0 | 3620 | 88200 |
| 30° | 50° | 45.1 | 51 | 55.3 | 3610 | 88200 |
| 35° | 50° | 47.7 | 51 | 60.1 | 3600 | 88200 |
| 40° | 50° | 51.0 | 51 | 65.6 | 3590 | 88200 |
| 45° | 50° | 55.3 | 51 | 71.9 | 3580 | 88200 |
| 50° | 50° | 60.8 | 51 | 79.3 | 3570 | 88200 |
| 55° | 55° | 72.8 | 51 | 88.9 | 3880 | 88200 |
| 60° | 60° | 88.3 | 51 | 102.0 | 4290 | 88200 |
| 65° | 65° | 98.6 | 46 | 108.8 | 4680 | 88200 |
| 70° | 70° | 112.6 | 41 | 119.9 | 5230 | 88200 |
| 75° | 75° | 115.7 | 31 | 119.8 | 6130 | 88200 |



| CODE | β | A | B | C | D | E | F | I |
|---------------------|---------|--------|--------|------|--------|-----|-----|-----|
| 0154.40**-00 | 0° | 295 | 68 | 115 | 180 | 280 | 238 | 185 |
| 0154.40**-05 | 5° | 305.13 | 77.72 | 106 | 199.13 | 290 | 248 | 185 |
| 0154.40**-10 | 10° | 308.87 | 86.26 | 90 | 218.87 | 295 | 253 | 185 |
| 0154.40**-15 | 15° | 312.21 | 94.59 | 74 | 238.21 | 300 | 258 | 185 |
| 0154.40**-20 | 20° | 315.18 | 101.67 | 59 | 256.18 | 305 | 263 | 185 |
| 0154.40**-25 | 25° | 312.82 | 108.46 | 40 | 272.82 | 305 | 263 | 185 |
| 0154.40**-30 | 30° | 312.13 | 115.95 | 23 | 289.13 | 310 | 268 | 185 |
| 0154.40**-35 | 35° | 312.16 | 127.11 | 9 | 303.16 | 310 | 268 | 185 |
| 0154.40**-40 | 40° | 308.92 | 138.91 | -17 | 325.92 | 310 | 268 | 185 |
| 0154.40**-45 | 45° | 303.46 | 154.33 | -33 | 336.46 | 310 | 268 | 185 |
| 0154.40**-50 | 50° | 301.8 | 171.35 | -49 | 350.8 | 315 | 273 | 185 |
| 0154.40**-55 | 55° | 292.97 | 179.42 | -72 | 364.97 | 315 | 273 | 180 |
| 0154.40**-60 | 60° | 288.72 | 178.36 | -88 | 376.72 | 315 | 273 | 180 |
| 0154.40**-65 | 65° | 291.61 | 187.08 | -101 | 392.61 | 315 | 273 | 180 |
| 0154.40**-70 | 70° | 288.88 | 197.14 | -121 | 409.88 | 315 | 273 | 180 |
| 0154.40**-75 | 75° | 283.54 | 196.04 | -143 | 426.54 | 315 | 273 | 180 |

| CAM COD. | GAS SPRING | KEYS | ANGLE |
|----------|--------------------------|---------------------------------|-----------------------------|
| | 1=STANDARD GAS SPRING | 1=KEYS MOUNTED | |
| 0154.40 | 2= GAS SPRING NOT FILLED | 2= KEYS ONLY ADDED, NOT MOUNTED | -00= ANGLE (FROM 0° TO 75°) |
| | 3= WITHOUT GAS SPRING | 3= WITHOUT KEYS | |

11 PATENT PENDING

11 (9003) SENSORE / SENSOR / SENSOR



ESEMPIO / EXAMPLES/ BEISPIELE / EXEMPLES

0154.4011-20 = CAM UNIT **0154.40**, STANDARD GAS SPRING (**1**), KEYS MOUNTED (**1**), ANGLE **20°**

0154.4032-50 = CAM UNIT **0154.40**, WITHOUT GAS SPRING (**3**), KEYS ONLY ADDED, NOT MOUNTED (**2**), ANGLE **50°**



CAM BASE STAMPO

- IT** Cam meccanica di potenza fino a 48000 daN con ritorno garantito mediante cilindri ad azoto, su cui vengono applicati gli accessori o gli acciai per eseguire le lavorazioni desiderate. Questa cam può essere montata in posizione orizzontale o inclinata da 0° a 20°. Possibili applicazioni: adatta a lavori generalmente di tranciatura, foratura e piegatura.
- EN** Mechanical cam with power supply up to 48000 daN with return by nitrogen cylinders, on which are applied accessories or steel, to perform required work. This cam can be fitted horizontally or inclined from 0° to 20°. Means of application: generally suitable for shearing, drilling and bending work.
- DE** Mechanische Stanzeinheit mit einer Kraft von bis zu 48000 daN und Stickstoffederrückzug. An der Stanzeinheit können je nach Bedarf Zubehör oder verschiedene Stahlsorten angebracht werden. Diese Nocke kann waagrecht oder von 0° bis 20° geneigt montiert werden. Mögliche Anwendungen: Stanzen, Prägen und Biegen.
- FR** Came mécanique d'une puissance allant jusqu'à 48000 daN avec retour garanti au moyen de vérins à azote, sur lequel sont appliqués les accessoires ou les aciers pour réaliser les usinages souhaités. Cette came peut être montée en position horizontale ou inclinée de 0° à 20°. Applications possibles: convient pour les travaux de découpage, de perçage et de pliage.

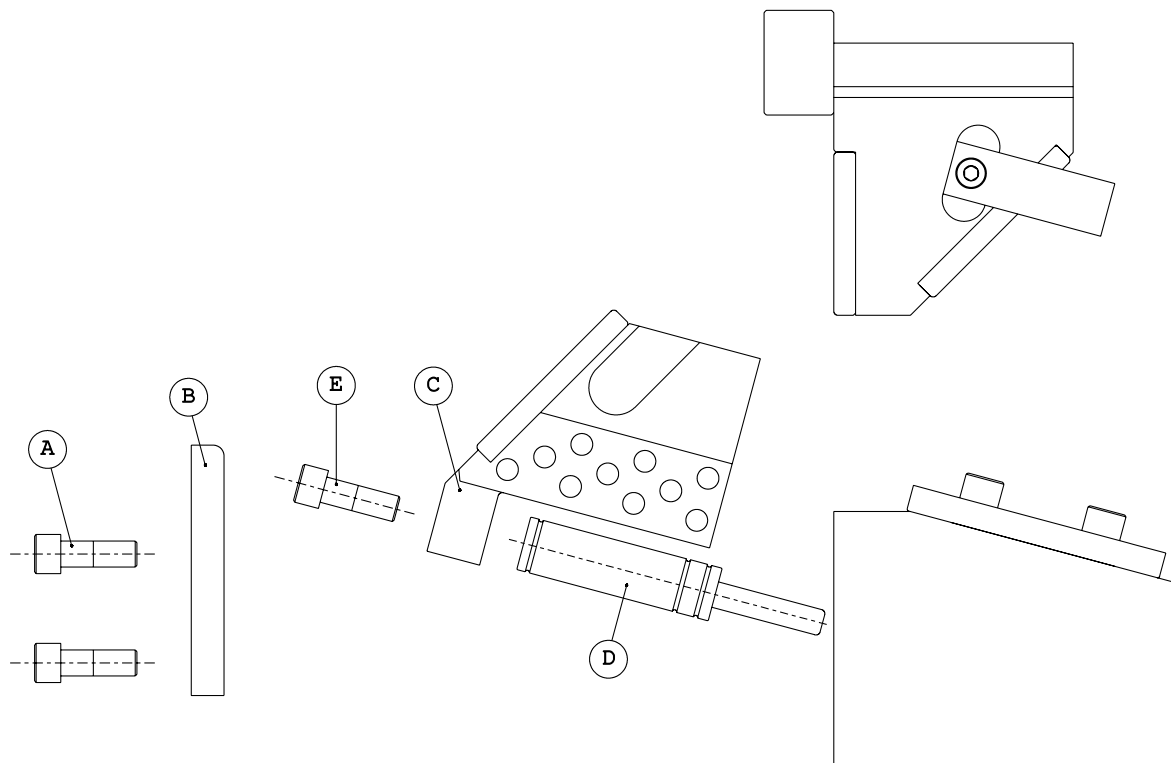


PUNTI DI FORZA / STRENGTHS / STÄRKEN / POINTS DE FORCE



CAM BASE STAMPO

SMONTAGGIO PRODOTTO / PRODUCT DISASSEMBLY / DEMONTAGE DES PRODUKTES / DÉMONTAGE PRODUIT



⚠ **ATTENZIONE:** cilindro a gas in pressione.
ATTENTION: gas cylinder under pressure.
ACHTUNG: Gasdruckfeder steht unter hohem Druck.
ATTENTION: cylindre à gaz sous pression.

IT **Attenzione:** Assicurarsi che la camma sia nella sua posizione normale prima di eseguire qualsiasi lavoro di smontaggio o manutenzione.

1. Togliere la piastrina "B" rimuovendo le viti "A".
2. Rimuovere le viti "E" per poi sfilare la slitta "C".
3. Togliere i cilindri ad azoto "D".
4. Eseguire le verifiche.
5. Rimontare con cura lubrificando con grasso bisolfuro di Molibdeno (MoS₂). L'uso di questo grasso viene consigliato da Newstark.
6. Assicurare il corretto riposizionamento dei singoli componenti.

EN **Caution:** Ensure that the cam is in its normal position before performing any disassembly or maintenance work.

1. Remove plate "B" by removing screws "A".
2. Remove screws "E" and then slide off slide "C".
3. Remove nitrogen cylinders "D".
4. Carry out the checks.
5. Reassemble carefully, lubricating with Molybdenum disulphide grease (MoS₂). The use of this grease is recommended by Newstark.
6. Ensure correct repositioning of the individual components.

DE **Achtung:** Vergewissern Sie sich, dass sich der Nocken in seiner normalen Position befindet, bevor Sie Demontage- oder Wartungsarbeiten durchführen.

1. Entfernen Sie die Platte "B" durch Entfernen der Schrauben "A".
2. Entfernen Sie die Schrauben "E" und schieben Sie dann den Schieber "C" ab.
3. Stickstoffflaschen "D" entfernen.
4. Führen Sie die Kontrollen durch.
5. Sorgfältig wieder zusammenbauen und mit Molybdändisulfidfett (MoS₂) schmieren. Die Verwendung dieses Fetts wird von Newstark empfohlen.
6. Achten Sie auf die richtige Positionierung der einzelnen Komponenten.

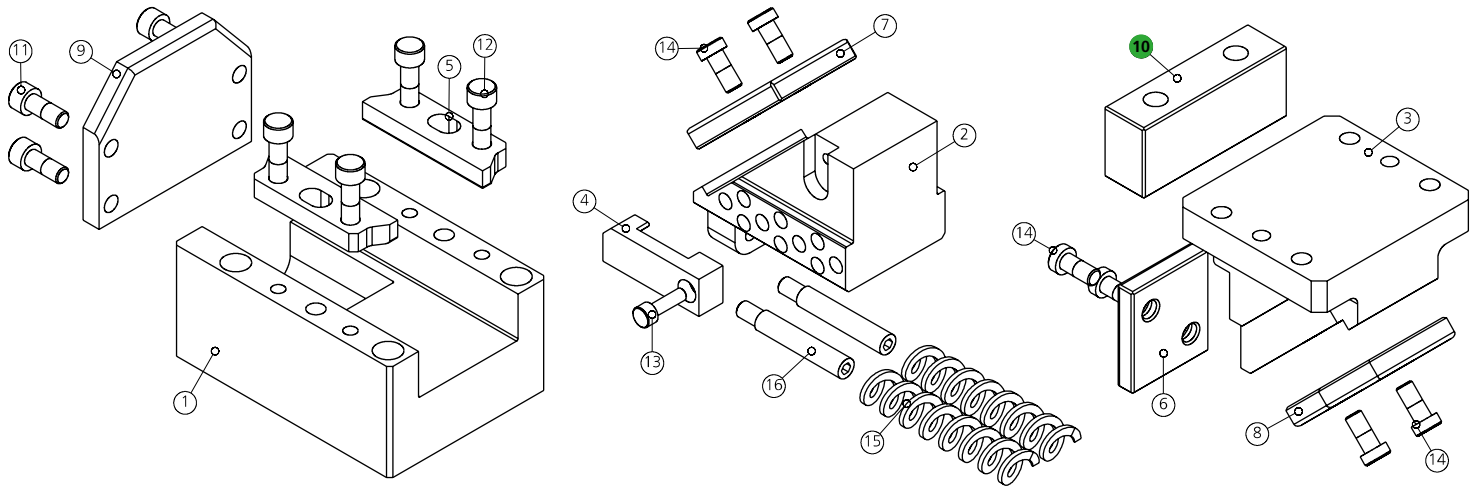
FR **Attention :** Assurez-vous que la came est dans sa position normale avant d'effectuer toute opération de démontage ou de maintenance.

1. Retirez la plaque "B" en enlevant les vis "A".
2. Retirez les vis "E", puis faites glisser la glissière "C".
3. Retirez les cylindres d'azote "D".
4. Effectuez les contrôles.
5. Remontez soigneusement, en lubrifiant avec de la graisse au bisulfure de molybdène (MoS₂). L'utilisation de cette graisse est recommandée par Newstark.
6. Veillez à repositionner correctement les différents composants.

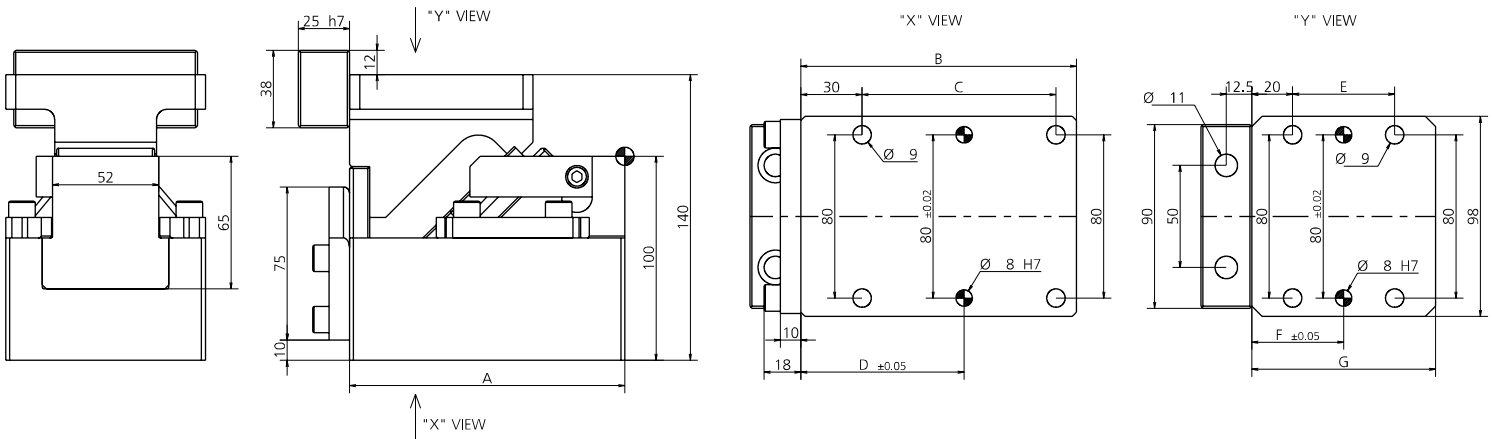


CAMS BASE STAMPO

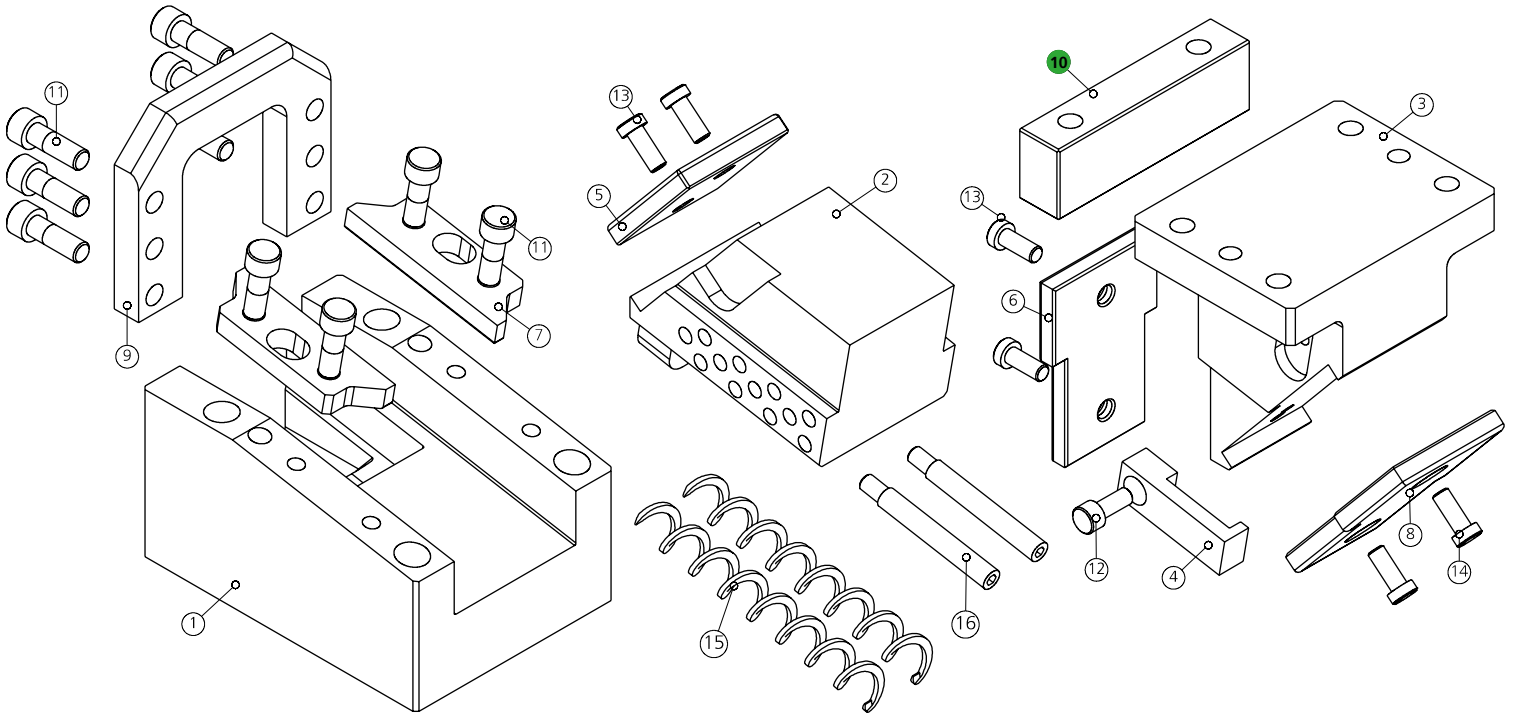
TRANCIATURA MECCANICA / FORATURA / PIEGATURA
MECHANIC SHEARING / DRILLING / BENDING
MECHANISCHE STANZEINHEIT-SCHIEBER / PRÄGEN / BIEGEN
TRANCHAGE MÉCANIQUE / PERÇAGE / PLIAGE



| POS. | DESCRIPTION | Q.TY | POS. | DESCRIPTION | Q.TY |
|------|---|------|------|-------------------------------|----------|
| 001 | CORPO CAMMA / CAM BODY / GRUNDGEHÄUSE | 1 | 009 | PIASTRINA / PLATE / PLATTE | 1 |
| 002 | SLITTA / SLIDER / LAGERKEIL | 1 | 010 | CHIAVETTA / KEY / SCHLÜSSEL | 1*OPTION |
| 003 | CUNEO / WEDGE / DRUCKKEIL | 1 | 011 | VITE / SCREW / SCHRAUBE M8X20 | 4 |
| 004 | STAFFA DI AGGANCIO / BRACKET ATTACHMENTS / BRACKETBEFESTIGUNG | 1 | 012 | VITE / SCREW / SCHRAUBE M8X25 | 4 |
| 005 | PIASTRA DI SCORRIMENTO / WEAR PLATE / DRUCKPLATTE | 2 | 013 | VITE / SCREW / SCHRAUBE M6X20 | 1 |
| 006 | PIASTRA DI SCORRIMENTO / WEAR PLATE / DRUCKPLATTE | 1 | 014 | VITE / SCREW / SCHRAUBE M8X16 | 6 |
| 007 | PIASTRA DI SCORRIMENTO / WEAR PLATE / DRUCKPLATTE | 1 | 015 | MOLLA / SPRING / FEDER | 2 |
| 008 | PIASTRA DI SCORRIMENTO / WEAR PLATE / DRUCKPLATTE | 1 | 016 | PERNO / PIN / STIFT | 2 |

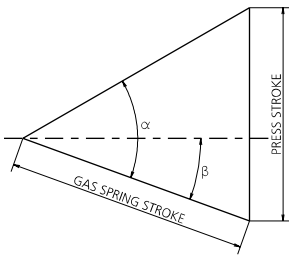


| CODE | A | B | C | D | E | F | G | CAM STROKE | EXTRACTION FORCE (daN) | CUTTING FORCE (daN) |
|---------------------|-----|-----|-----|----|----|----|-----|------------|------------------------|---------------------|
| 0152.0525-00 | 120 | 120 | 80 | 70 | 40 | 40 | 80 | 25 | 62 | 3800 |
| 0152.0540-00 | 135 | 135 | 95 | 80 | 50 | 45 | 90 | 40 | 63 | 3800 |
| 0152.0560-00 | 180 | 180 | 140 | 55 | 70 | 55 | 110 | 60 | 65 | 3800 |

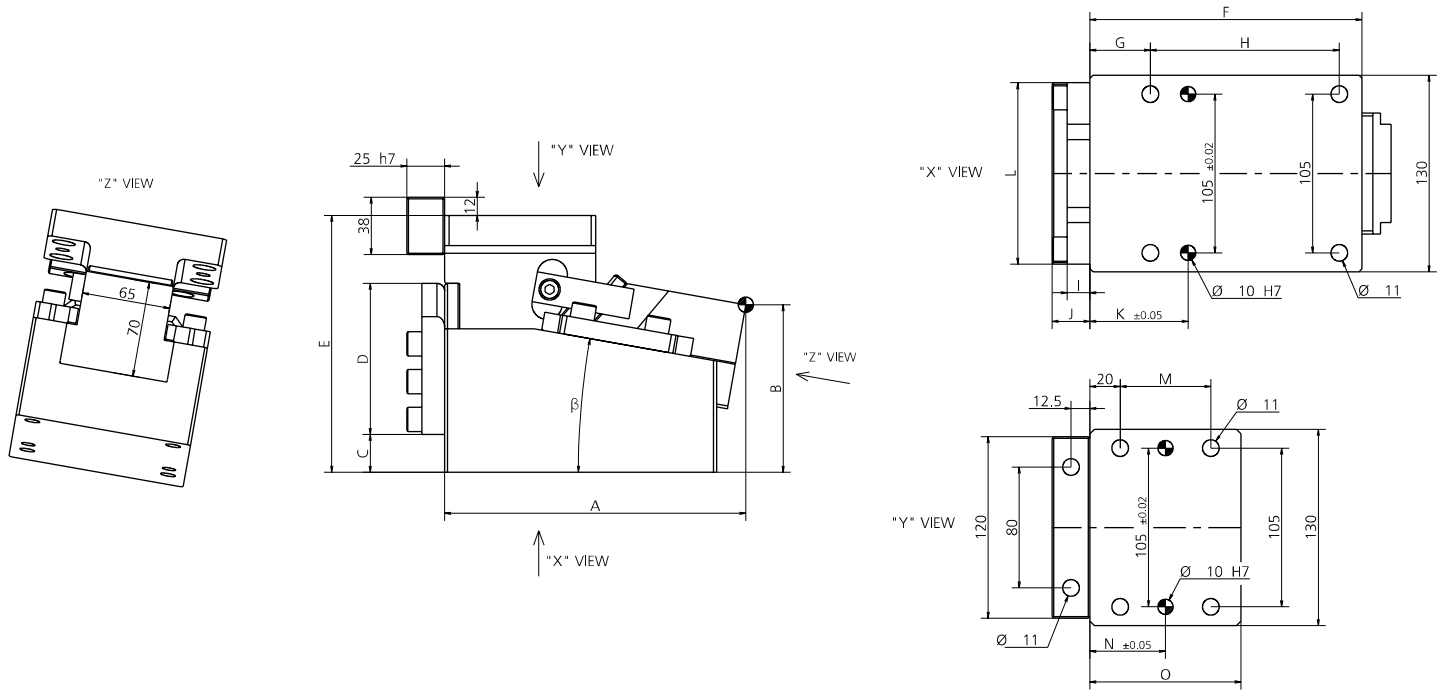


| POS. | DESCRIPTION | Q.TY |
|------|---|------|
| 001 | CORPO CAMMA / CAM BODY / GRUNDGEHÄUSE | 1 |
| 002 | SLITTA / SLIDER / LAGERKEIL | 1 |
| 003 | CUNEO / WEDGE / DRUCKKEIL | 1 |
| 004 | STAFFA DI AGGANCIO / BRACKET ATTACHMENTS / BRACKETBEFESTIGUNG | 1 |
| 005 | PIASTRA DI SCORRIMENTO / WEAR PLATE / DRUCKPLATTE | 1 |
| 006 | PIASTRA DI SCORRIMENTO / WEAR PLATE / DRUCKPLATTE | 1 |
| 007 | PIASTRA DI SCORRIMENTO / WEAR PLATE / DRUCKPLATTE | 2 |
| 008 | PIASTRA DI SCORRIMENTO / WEAR PLATE / DRUCKPLATTE | 1 |

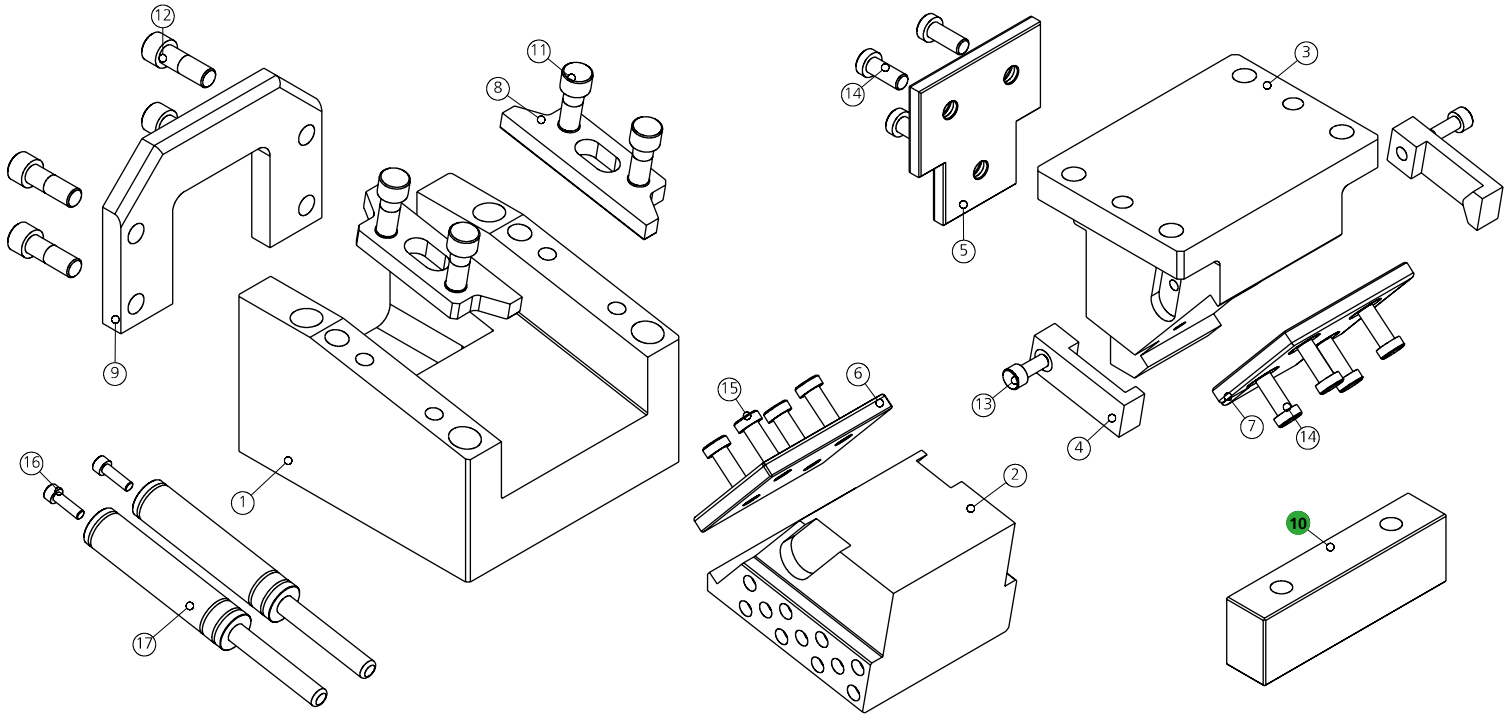
| POS. | DESCRIPTION | Q.TY |
|------|--------------------------------|----------|
| 009 | PIASTRINA / PLATE / PLATTE | 1 |
| 010 | CHIAVETTA / KEY / SCHLÜSSEL | 1*OPTION |
| 011 | VITE / SCREW / SCHRAUBE M10X30 | 10 |
| 012 | VITE / SCREW / SCHRAUBE M8X20 | 1 |
| 013 | VITE / SCREW / SCHRAUBE M8X20 | 4 |
| 014 | VITE / SCREW / SCHRAUBE M8X16 | 2 |
| 015 | MOLLA / SPRING / FEDER | 2 |
| 016 | PERNO / PIN / STIFT | 2 |



| CODE | β | α | CAM STROKE | PRESS STROKE | EXTRACTION FORCE (daN) | CUTTING FORCE (daN) |
|--------------|---------|----------|------------|--------------|------------------------|---------------------|
| 0152.0640-00 | 0° | 45° | 40 | 40 | 79 | 4400 |
| 0152.0660-00 | 0° | 45° | 60 | 60 | 80 | 4400 |
| 0152.0645-05 | 5° | 60° | 45 | 67.94 | 78 | 4800 |
| 0152.0670-05 | 5° | 60° | 70 | 105.69 | 102 | 4800 |
| 0152.0645-10 | 10° | 60° | 45 | 60.63 | 78 | 4800 |
| 0152.0670-10 | 10° | 60° | 70 | 94.31 | 102 | 4800 |
| 0152.0645-15 | 15° | 60° | 45 | 55.11 | 78 | 4800 |
| 0152.0670-15 | 15° | 60° | 70 | 85.73 | 102 | 4800 |
| 0152.0645-20 | 20° | 60° | 45 | 50.87 | 78 | 4800 |
| 0152.0670-20 | 20° | 60° | 70 | 79.14 | 102 | 4800 |

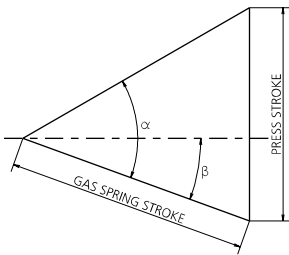


| CODE | β | A | B | C | D | E | F | G | H | I | J | K | L | M | N | O |
|--------------|---------|--------|--------|------|-----|-----|-----|----|-----|----|----|-----|-----|----|----|-----|
| 0152.0640-00 | 0° | 140 | 115 | 25 | 80 | 160 | 145 | 30 | 100 | 12 | 27 | 80 | 130 | 60 | 50 | 100 |
| 0152.0660-00 | 0° | 190 | 115 | 25 | 80 | 160 | 180 | 40 | 125 | 12 | 22 | 105 | 130 | 70 | 55 | 110 |
| 0152.0645-05 | 5° | 150.55 | 112.1 | 12.5 | 100 | 160 | 145 | 30 | 100 | 15 | 25 | 80 | 120 | 60 | 50 | 100 |
| 0152.0670-05 | 5° | 195.38 | 123.17 | 25 | 100 | 170 | 180 | 40 | 125 | 15 | 25 | 65 | 120 | 60 | 50 | 100 |
| 0152.0645-10 | 10° | 154.95 | 108.76 | 20 | 100 | 160 | 145 | 30 | 100 | 15 | 25 | 79 | 120 | 60 | 50 | 100 |
| 0152.0670-10 | 10° | 199.27 | 110.94 | 25 | 100 | 170 | 180 | 40 | 125 | 15 | 25 | 65 | 120 | 60 | 50 | 100 |
| 0152.0645-15 | 15° | 158.18 | 105.09 | 25 | 100 | 170 | 145 | 30 | 100 | 15 | 25 | 80 | 120 | 60 | 50 | 100 |
| 0152.0670-15 | 15° | 201.64 | 103.44 | 40 | 100 | 170 | 180 | 40 | 125 | 15 | 25 | 65 | 120 | 70 | 55 | 110 |
| 0152.0645-20 | 20° | 160.2 | 101.19 | 30 | 100 | 170 | 145 | 30 | 100 | 15 | 25 | 80 | 120 | 60 | 50 | 100 |
| 0152.0670-20 | 20° | 202.48 | 95.79 | 40 | 100 | 170 | 180 | 40 | 125 | 15 | 25 | 65 | 120 | 70 | 55 | 110 |

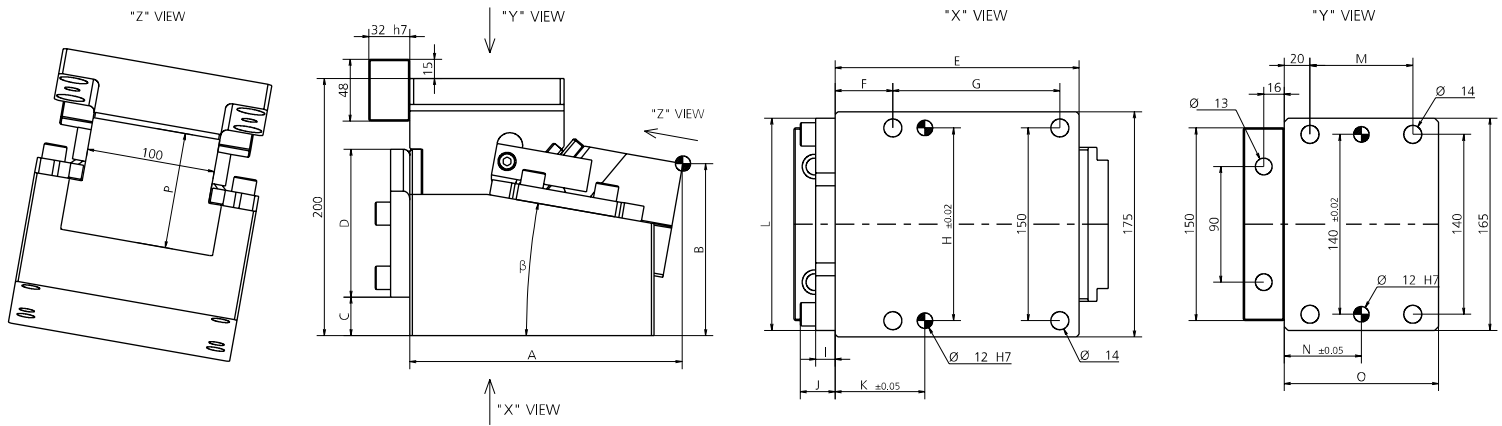


| POS. | DESCRIPTION | Q.TY |
|------|---|------|
| 001 | CORPO CAMMA / CAM BODY / GRUNDGEHÄUSE | 1 |
| 002 | SLITTA / SLIDER / LAGERKEIL | 1 |
| 003 | CUNEO / WEDGE / DRÜCKKEIL | 1 |
| 004 | STAFFA DI AGGANCIO / BRACKET ATTACHMENTS / BRACKETBEFESTIGUNG | 1 |
| 005 | PIASTRA DI SCORRIMENTO / WEAR PLATE / DRUCKPLATTE | 1 |
| 006 | PIASTRA DI SCORRIMENTO / WEAR PLATE / DRUCKPLATTE | 1 |
| 007 | PIASTRA DI SCORRIMENTO / WEAR PLATE / DRUCKPLATTE | 1 |
| 008 | PIASTRA DI SCORRIMENTO / WEAR PLATE / DRUCKPLATTE | 2 |
| 009 | PIASTRINA / PLATE / PLATTE | 1 |

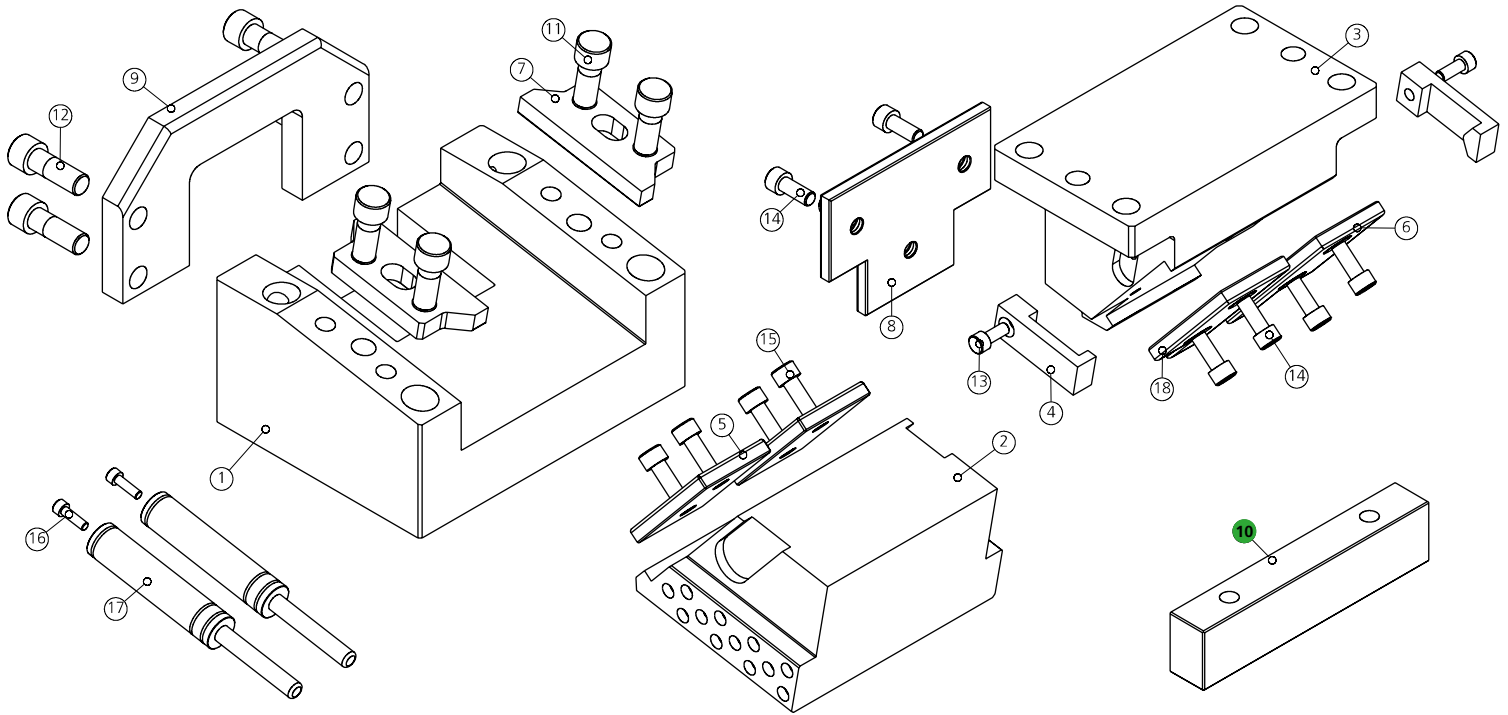
| POS. | DESCRIPTION | Q.TY |
|------|--|----------|
| 010 | CHIAVETTA / KEY / SCHLÜSSEL | 1*OPTION |
| 011 | VITE / SCREW / SCHRAUBE M12X30 | 4 |
| 012 | VITE / SCREW / SCHRAUBE M12X35 | 6 |
| 013 | VITE / SCREW / SCHRAUBE M8X20 | 2 |
| 014 | VITE / SCREW / SCHRAUBE M10X16 | 6 |
| 015 | VITE / SCREW / SCHRAUBE M10X25 | 4 |
| 016 | VITE / SCREW / SCHRAUBE M6X8 | 2 |
| 017 | CILINDRO AD AZOTO / NITROGEN CYLINDER / STICKSTOFFZYLINDER | 2 |



| CODE | β | α | CAM STROKE | PRESS STROKE | EXTRACTION FORCE (daN) | CUTTING FORCE (daN) |
|--------------|---------|----------|------------|--------------|------------------------|---------------------|
| 0152.1040-00 | 0° | 45° | 40 | 40 | 460 | 7500 |
| 0152.1060-00 | 0° | 45° | 60 | 60 | 590 | 7500 |
| 0152.1080-00 | 0° | 45° | 80 | 80 | 680 | 7500 |
| 0152.1045-05 | 5° | 60° | 45 | 67.94 | 460 | 8200 |
| 0152.1070-05 | 5° | 60° | 70 | 105.69 | 610 | 8200 |
| 0152.1045-10 | 10° | 60° | 45 | 60.63 | 460 | 8200 |
| 0152.1070-10 | 10° | 60° | 70 | 94.31 | 610 | 8200 |
| 0152.1045-15 | 15° | 60° | 45 | 55.11 | 460 | 8200 |
| 0152.1070-15 | 15° | 60° | 70 | 85.73 | 610 | 8200 |
| 0152.1045-20 | 20° | 60° | 45 | 50.87 | 460 | 8200 |
| 0152.1070-20 | 20° | 60° | 70 | 79.14 | 610 | 8200 |

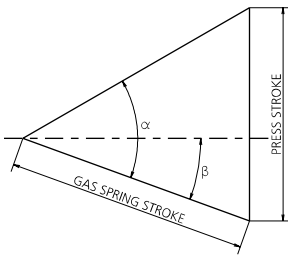


| CODE | β | A | B | C | D | E | F | G | H | I | J | K | L | M | N | O | P |
|--------------|---------|--------|--------|------|-----|-----|----|-----|-----|----|----|-----|-----|-----|----|-----|-----|
| 0152.1040-00 | 0° | 190 | 150 | 30 | 90 | 190 | 45 | 130 | 140 | 16 | 28 | 105 | 170 | 80 | 60 | 120 | 100 |
| 0152.1060-00 | 0° | 210 | 150 | 30 | 90 | 190 | 45 | 130 | 140 | 16 | 28 | 105 | 170 | 100 | 70 | 140 | 100 |
| 0152.1080-00 | 0° | 250 | 150 | 10 | 115 | 220 | 45 | 160 | 140 | 15 | 27 | 135 | 165 | 110 | 75 | 150 | 100 |
| 0152.1045-05 | 5° | 172.22 | 145.28 | 27.5 | 115 | 160 | 40 | 105 | 140 | 15 | 27 | 90 | 165 | 60 | 50 | 100 | 90 |
| 0152.1070-05 | 5° | 207.08 | 147.23 | 30 | 115 | 190 | 45 | 130 | 150 | 15 | 27 | 70 | 165 | 80 | 60 | 120 | 90 |
| 0152.1045-10 | 10° | 178.12 | 134.98 | 30 | 115 | 160 | 40 | 105 | 140 | 15 | 27 | 90 | 165 | 60 | 50 | 100 | 90 |
| 0152.1070-10 | 10° | 212.59 | 133.9 | 30 | 115 | 190 | 45 | 130 | 150 | 15 | 27 | 70 | 165 | 80 | 60 | 120 | 90 |
| 0152.1045-15 | 15° | 182.67 | 129.23 | 32.5 | 115 | 160 | 40 | 105 | 140 | 15 | 27 | 90 | 165 | 70 | 55 | 110 | 90 |
| 0152.1070-15 | 15° | 216.48 | 130.17 | 35 | 115 | 190 | 45 | 130 | 150 | 15 | 27 | 70 | 165 | 90 | 65 | 130 | 90 |
| 0152.1045-20 | 20° | 185.83 | 118.14 | 35 | 115 | 160 | 40 | 105 | 140 | 15 | 27 | 90 | 165 | 70 | 55 | 110 | 90 |
| 0152.1070-20 | 20° | 218.72 | 121.17 | 45 | 115 | 190 | 45 | 130 | 150 | 15 | 27 | 70 | 165 | 90 | 65 | 130 | 90 |

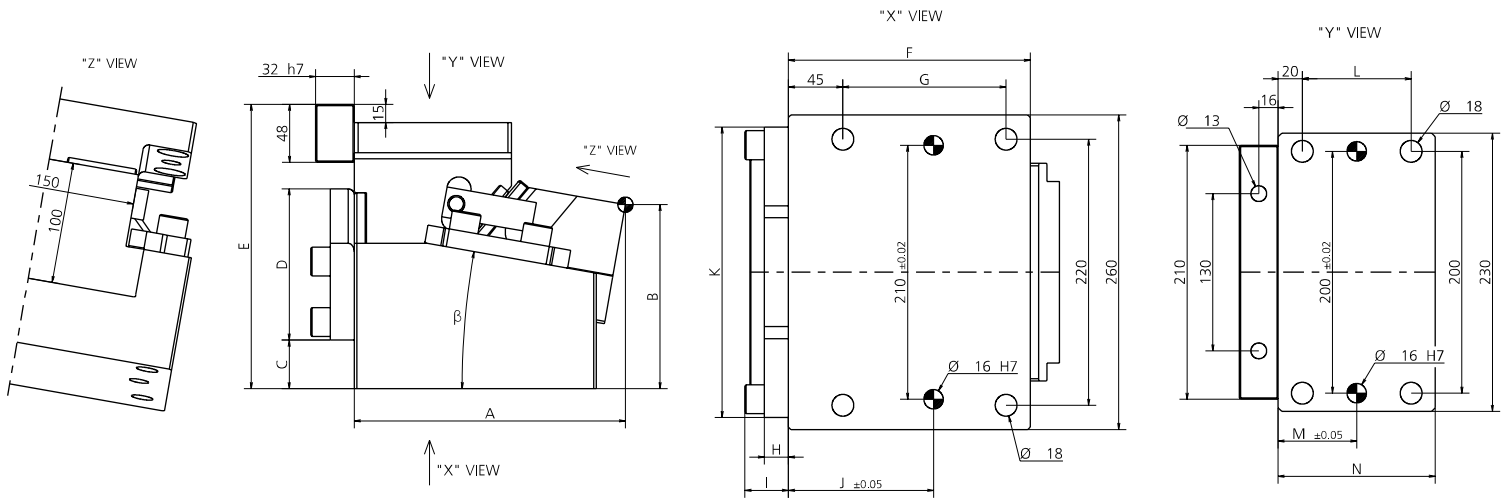


| POS. | DESCRIPTION | Q.TY |
|------|---|------|
| 001 | CORPO CAMMA / CAM BODY / GRUNDGEHÄUSE | 1 |
| 002 | SLITTA / SLIDER / LAGERKEIL | 1 |
| 003 | CUNEO / WEDGE / DRUCKKEIL | 1 |
| 004 | STAFFA DI AGGANCIO / BRACKET ATTACHMENTS / BRACKETBEFESTIGUNG | 1 |
| 005 | PIASTRA DI SCORRIMENTO / WEAR PLATE / DRUCKPLATTE | 2 |
| 006 | PIASTRA DI SCORRIMENTO / WEAR PLATE / DRUCKPLATTE | 1 |
| 007 | PIASTRA DI SCORRIMENTO / WEAR PLATE / DRUCKPLATTE | 2 |
| 008 | PIASTRA DI SCORRIMENTO / WEAR PLATE / DRUCKPLATTE | 1 |
| 009 | PIASTRINA / PLATE / PLATTE | 1 |

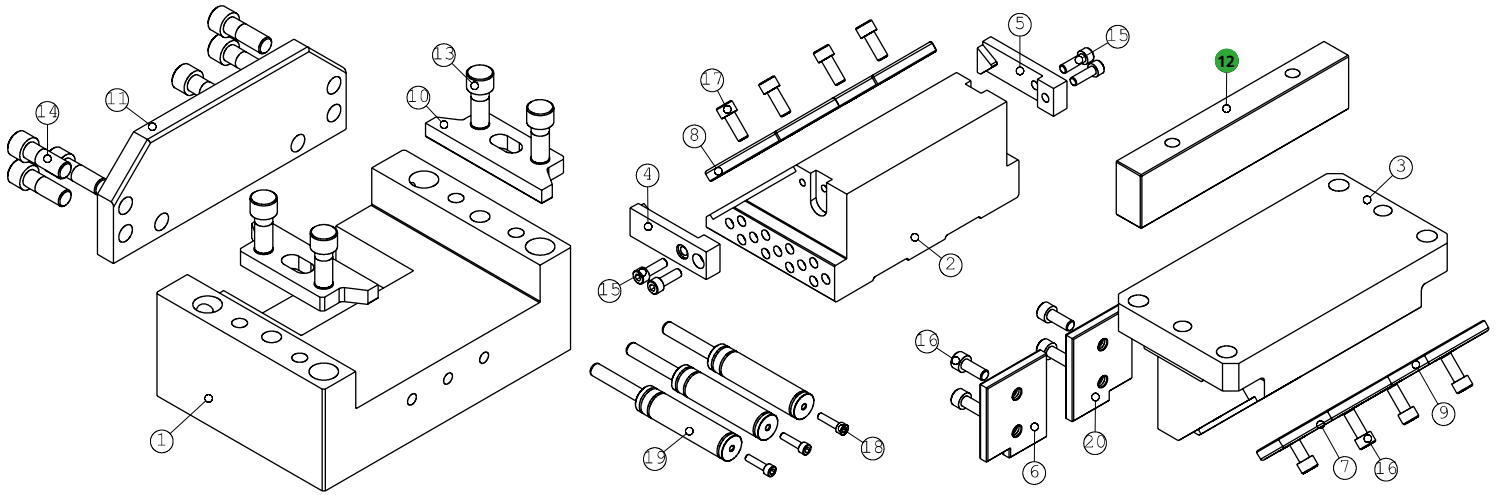
| POS. | DESCRIPTION | Q.TY |
|------|--|----------|
| 010 | CHIAVETTA / KEY / SCHLÜSSEL | 1*OPTION |
| 011 | VITE / SCREW / SCHRAUBE M16X40 | 4 |
| 012 | VITE / SCREW / SCHRAUBE M16X45 | 6 |
| 013 | VITE / SCREW / SCHRAUBE M8X20 | 2 |
| 014 | VITE / SCREW / SCHRAUBE M10X20 | 7 |
| 015 | VITE / SCREW / SCHRAUBE M10X25 | 4 |
| 016 | VITE / SCREW / SCHRAUBE M6X12 | 2 |
| 017 | CILINDRO AD AZOTO / NITROGEN CYLINDER / STICKSTOFFZYLINDER | 2 |
| 018 | PIASTRA DI SCORRIMENTO / WEAR PLATE / DRUCKPLATTE | 1 |



| CODE | β | α | CAM STROKE | PRESS STROKE | EXTRACTION FORCE (daN) | CUTTING FORCE (daN) |
|--------------|---------|----------|------------|--------------|------------------------|---------------------|
| 0152.1540-00 | 0° | 45° | 40 | 40 | 570 | 12000 |
| 0152.1560-00 | 0° | 45° | 60 | 60 | 590 | 12700 |
| 0152.1545-05 | 5° | 60° | 45 | 67.94 | 460 | 12700 |
| 0152.1570-05 | 5° | 60° | 70 | 105.69 | 660 | 12700 |
| 0152.1545-10 | 10° | 60° | 45 | 60.63 | 460 | 12700 |
| 0152.1570-10 | 10° | 60° | 70 | 94.31 | 660 | 12700 |
| 0152.1545-15 | 15° | 60° | 45 | 55.11 | 460 | 12700 |
| 0152.1570-15 | 15° | 60° | 70 | 85.73 | 660 | 12700 |
| 0152.1545-20 | 20° | 60° | 45 | 50.87 | 460 | 12700 |
| 0152.1570-20 | 20° | 60° | 70 | 79.14 | 660 | 12700 |

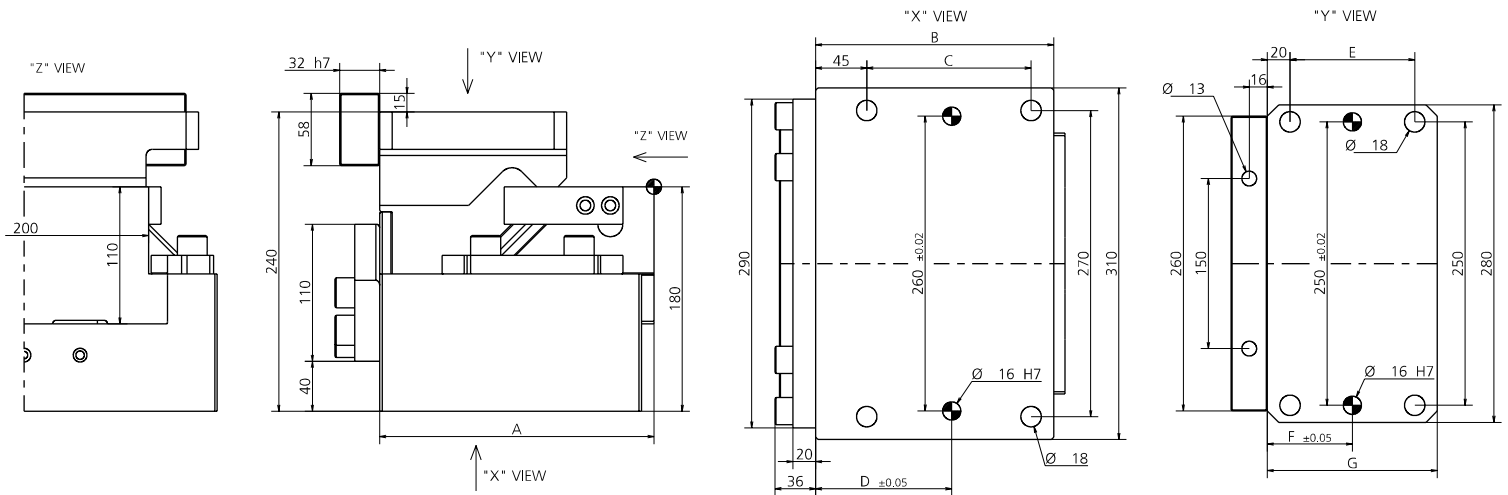


| CODE | β | A | B | C | D | E | F | G | H | I | J | K | L | M | N |
|---------------------|---------|--------|--------|----|-----|-----|-----|-----|----|----|-----|-----|-----|----|-----|
| 0152.1540-00 | 0° | 190 | 170 | 45 | 100 | 220 | 190 | 125 | 19 | 35 | 105 | 250 | 80 | 60 | 120 |
| 0152.1560-00 | 0° | 210 | 170 | 45 | 100 | 220 | 200 | 135 | 19 | 35 | 110 | 250 | 100 | 70 | 140 |
| 0152.1545-05 | 5° | 193.01 | 158.5 | 30 | 125 | 220 | 190 | 125 | 20 | 36 | 105 | 240 | 70 | 55 | 110 |
| 0152.1570-05 | 5° | 217.92 | 166.32 | 40 | 125 | 220 | 200 | 135 | 20 | 36 | 120 | 240 | 90 | 65 | 130 |
| 0152.1545-10 | 10° | 199.55 | 151.36 | 40 | 125 | 220 | 190 | 125 | 20 | 36 | 105 | 240 | 70 | 55 | 110 |
| 0152.1570-10 | 10° | 224.17 | 152.02 | 40 | 125 | 220 | 200 | 135 | 20 | 36 | 120 | 240 | 90 | 65 | 130 |
| 0152.1545-15 | 15° | 204.58 | 143.71 | 40 | 125 | 220 | 190 | 125 | 20 | 36 | 105 | 240 | 80 | 60 | 120 |
| 0152.1570-15 | 15° | 228.73 | 152.24 | 55 | 125 | 230 | 200 | 135 | 20 | 36 | 120 | 240 | 100 | 70 | 140 |
| 0152.1545-20 | 20° | 208.05 | 135.7 | 40 | 125 | 220 | 190 | 125 | 20 | 36 | 105 | 240 | 80 | 60 | 120 |
| 0152.1570-20 | 20° | 231.54 | 137.15 | 55 | 125 | 230 | 200 | 135 | 20 | 36 | 120 | 240 | 100 | 70 | 140 |



| POS. | DESCRIPTION | Q.TY |
|------|---|------|
| 001 | CORPO CAMMA / CAM BODY / GRUNDGEHÄUSE | 1 |
| 002 | SLITTA / SLIDER / LAGERKEIL | 1 |
| 003 | CUNEO / WEDGE / DRUCKKEIL | 1 |
| 004 | STAFFA DI AGGANCIO / BRACKET ATTACHMENTS / BRACKETBEFESTIGUNG | 1 |
| 005 | STAFFA DI AGGANCIO / BRACKET ATTACHMENTS / BRACKETBEFESTIGUNG | 1 |
| 006 | PIASTRA DI SCORRIMENTO / WEAR PLATE / DRUCKPLATTE | 1 |
| 007 | PIASTRA DI SCORRIMENTO / WEAR PLATE / DRUCKPLATTE | 1 |
| 008 | PIASTRA DI SCORRIMENTO / WEAR PLATE / DRUCKPLATTE | 2 |
| 009 | PIASTRA DI SCORRIMENTO / WEAR PLATE / DRUCKPLATTE | 1 |
| 010 | PIASTRA DI SCORRIMENTO / WEAR PLATE / DRUCKPLATTE | 2 |

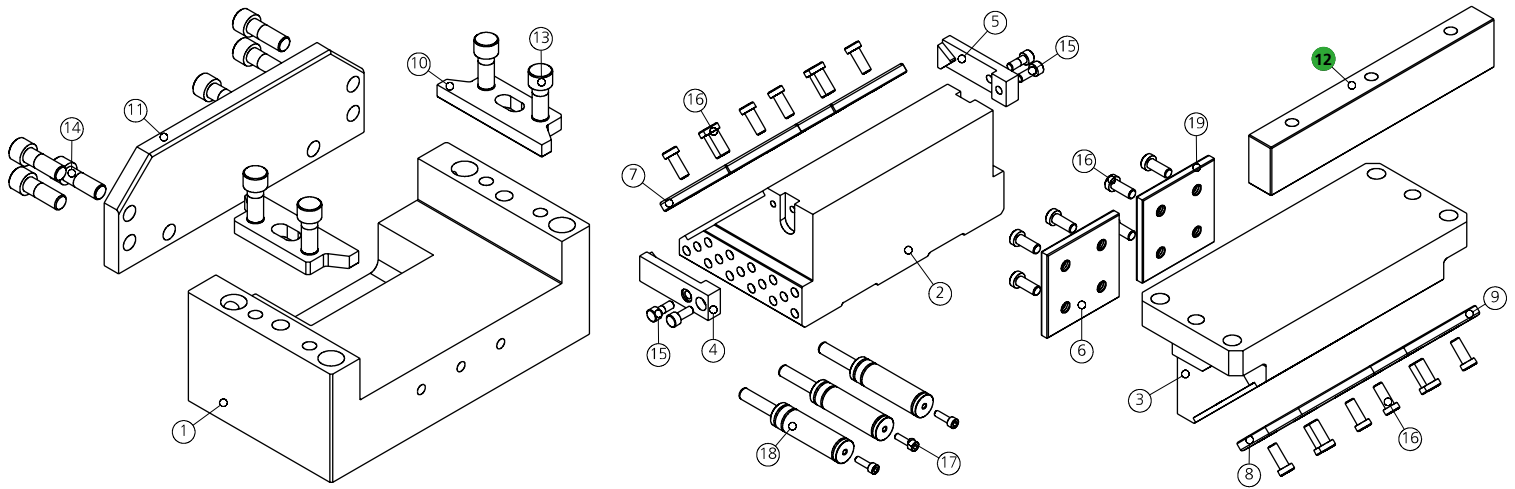
| POS. | DESCRIPTION | Q.TY |
|------|--|----------|
| 011 | PIASTRINA / PLATE / PLATTE | 1 |
| 012 | CHIAVETTA / KEY / SCHLÜSSEL | 1*OPTION |
| 013 | VITE / SCREW / SCHRAUBE M16X40 | 4 |
| 014 | VITE / SCREW / SCHRAUBE M16X45 | 6 |
| 015 | VITE / SCREW / SCHRAUBE M8X20 | 4 |
| 016 | VITE / SCREW / SCHRAUBE M10X20 | 8 |
| 017 | VITE / SCREW / SCHRAUBE M10X25 | 4 |
| 018 | VITE / SCREW / SCHRAUBE M6X30 | 3 |
| 019 | CILINDRO AD AZOTO / NITROGEN CYLINDER / STICKSTOFFZYLINDER | 3 |
| 020 | PIASTRA DI SCORRIMENTO / WEAR PLATE / DRUCKPLATTE | 1 |



| CODE | A | B | C | D | E | F | G | CAM STROKE | PRESS STROKE | EXTRACTION FORCE (daN) | CUTTING FORCE (daN) |
|--------------|-----|-----|-----|-----|-----|----|-----|------------|--------------|------------------------|---------------------|
| 0152.2040-00 | 200 | 200 | 135 | 110 | 90 | 65 | 130 | 40 | 40 | 860 | 17600 |
| 0152.2060-00 | 220 | 210 | 145 | 120 | 110 | 75 | 150 | 60 | 60 | 1010 | 17600 |

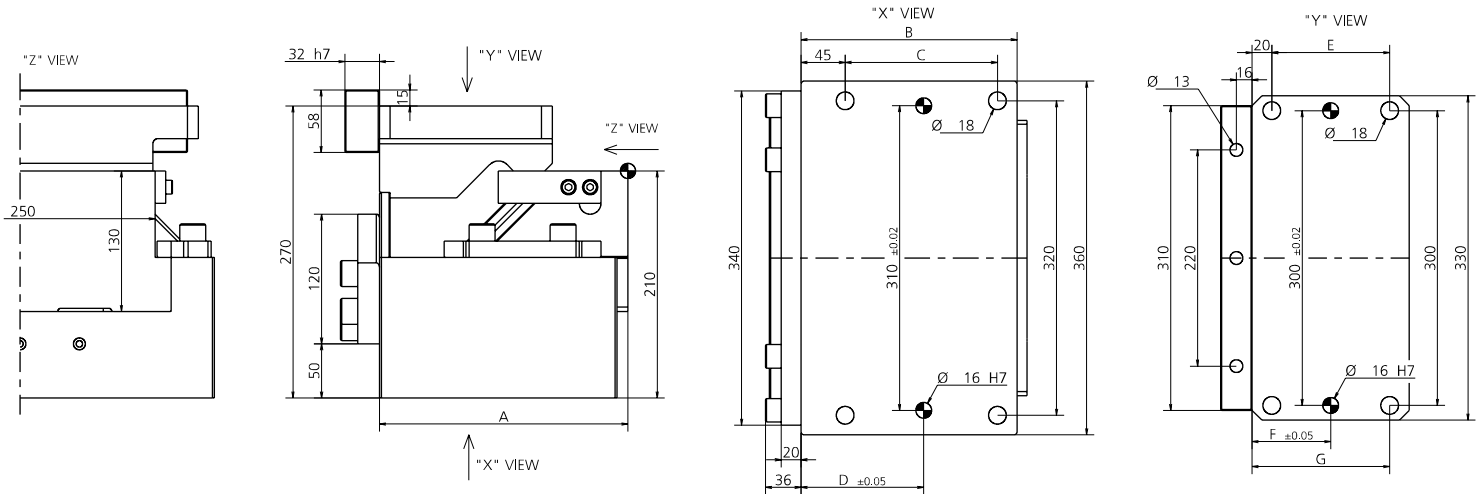
MODELLO D'ORDINE / ORDER EXAMPLE / BESTELLBEISPIEL / MODÈLE DE COMMANDE

MODEL **0152.2040** INCLINATION **0°**

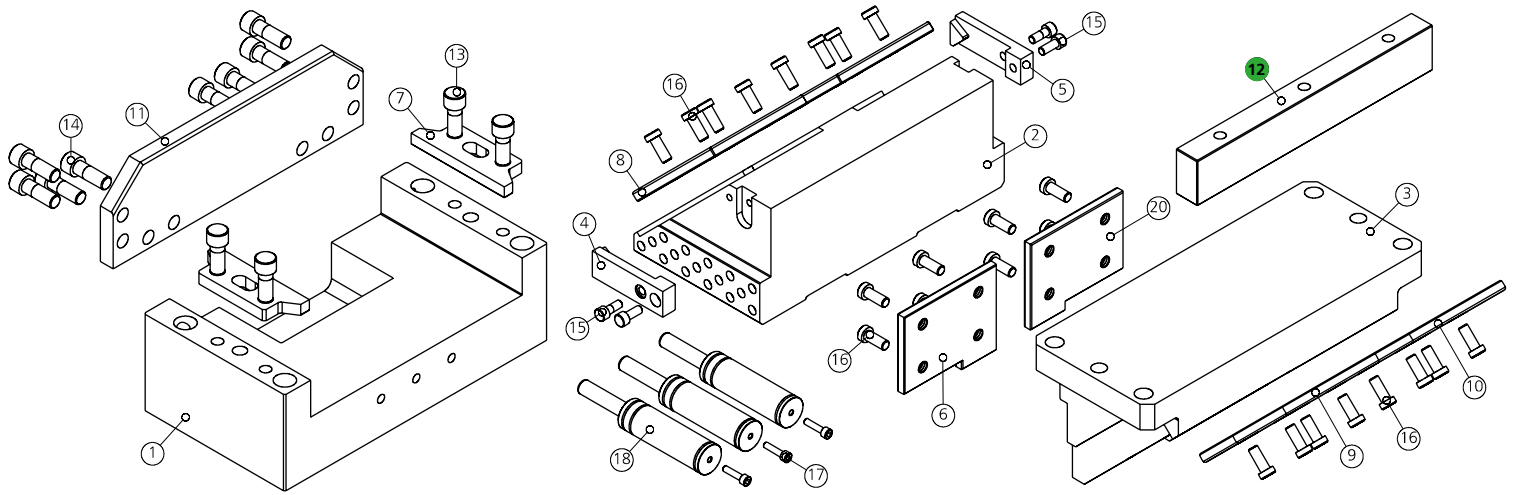


| POS. | DESCRIPTION | Q.TY |
|------|---|------|
| 001 | CORPO CAMMA / CAM BODY / GRUNDGEHÄUSE | 1 |
| 002 | SLITTA / SLIDER / LAGERKEIL | 1 |
| 003 | CUNEO / WEDGE / DRUCKKEIL | 1 |
| 004 | STAFFA DI AGGANCIO / BRACKET ATTACHMENTS / BRACKETBEFESTIGUNG | 1 |
| 005 | STAFFA DI AGGANCIO / BRACKET ATTACHMENTS / BRACKETBEFESTIGUNG | 1 |
| 006 | PIASTRA DI SCORRIMENTO / WEAR PLATE / DRUCKPLATTE | 1 |
| 007 | PIASTRA DI SCORRIMENTO / WEAR PLATE / DRUCKPLATTE | 2 |
| 008 | PIASTRA DI SCORRIMENTO / WEAR PLATE / DRUCKPLATTE | 1 |
| 009 | PIASTRA DI SCORRIMENTO / WEAR PLATE / DRUCKPLATTE | 1 |
| 010 | PIASTRA DI SCORRIMENTO / WEAR PLATE / DRUCKPLATTE | 2 |

| POS. | DESCRIPTION | Q.TY |
|------|--|----------|
| 011 | PIASTRINA / PLATE / PLATTE | 1 |
| 012 | CHIAVETTA / KEY / SCHLÜSSEL | 1*OPTION |
| 013 | VITE / SCREW / SCHRAUBE M16X40 | 4 |
| 014 | VITE / SCREW / SCHRAUBE M16X45 | 6 |
| 015 | VITE / SCREW / SCHRAUBE M8X25 | 4 |
| 016 | VITE / SCREW / SCHRAUBE M10X25 | 24 |
| 017 | VITE / SCREW / SCHRAUBE M6X30 | 3 |
| 018 | CILINDRO AD AZOTO / NITROGEN CYLINDER / STICKSTOFFZYLINDER | 3 |
| 019 | PIASTRA DI SCORRIMENTO / WEAR PLATE / DRUCKPLATTE | 1 |

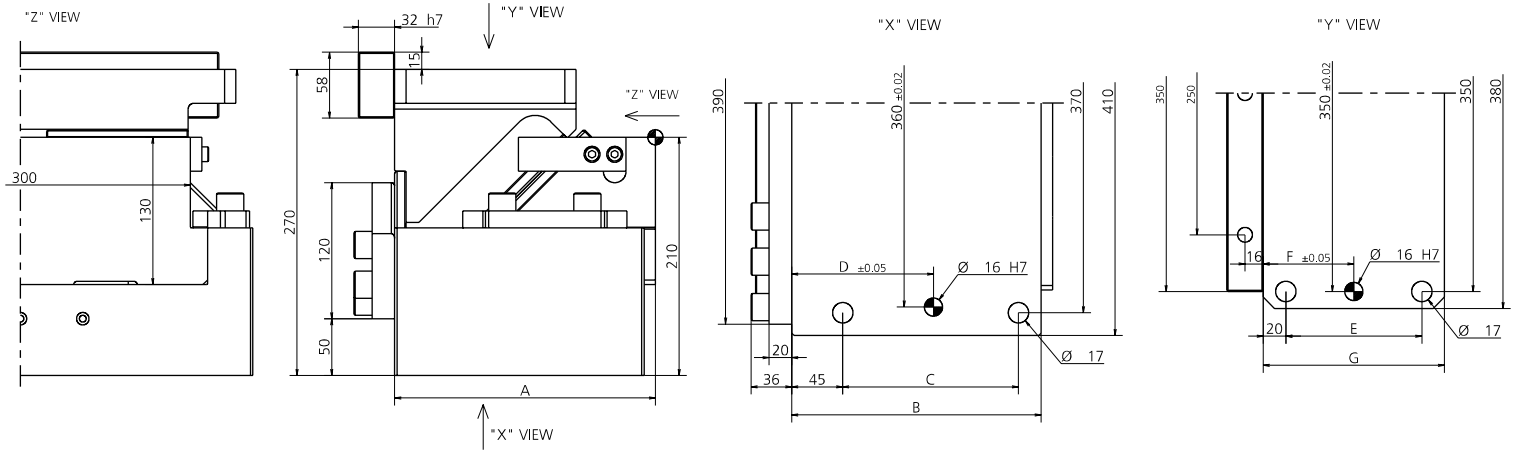


| CODE | A | B | C | D | E | F | G | CAM STROKE | PRESS STROKE | EXTRACTION FORCE (daN) | CUTTING FORCE (daN) |
|---------------------|-----|-----|-----|-----|-----|----|-----|------------|--------------|------------------------|---------------------|
| 0152.2540-00 | 210 | 200 | 135 | 105 | 100 | 70 | 140 | 40 | 40 | 860 | 23200 |
| 0152.2560-00 | 230 | 220 | 155 | 125 | 120 | 80 | 160 | 60 | 60 | 940 | 23200 |



| POS. | DESCRIPTION | Q.TY |
|------|---|------|
| 001 | CORPO CAMMA / CAM BODY / GRUNDGEHÄUSE | 1 |
| 002 | SLITTA / SLIDER / LAGERKEIL | 1 |
| 003 | CUNEO / WEDGE / DRUCKKEIL | 1 |
| 004 | STAFFA DI AGGANCIO / BRACKET ATTACHMENTS / BRACKETBEFESTIGUNG | 1 |
| 005 | STAFFA DI AGGANCIO / BRACKET ATTACHMENTS / BRACKETBEFESTIGUNG | 1 |
| 006 | PIASTRA DI SCORRIMENTO / WEAR PLATE / DRUCKPLATTE | 1 |
| 007 | PIASTRA DI SCORRIMENTO / WEAR PLATE / DRUCKPLATTE | 2 |
| 008 | PIASTRA DI SCORRIMENTO / WEAR PLATE / DRUCKPLATTE | 1 |
| 009 | PIASTRA DI SCORRIMENTO / WEAR PLATE / DRUCKPLATTE | 1 |
| 010 | PIASTRA DI SCORRIMENTO / WEAR PLATE / DRUCKPLATTE | 1 |

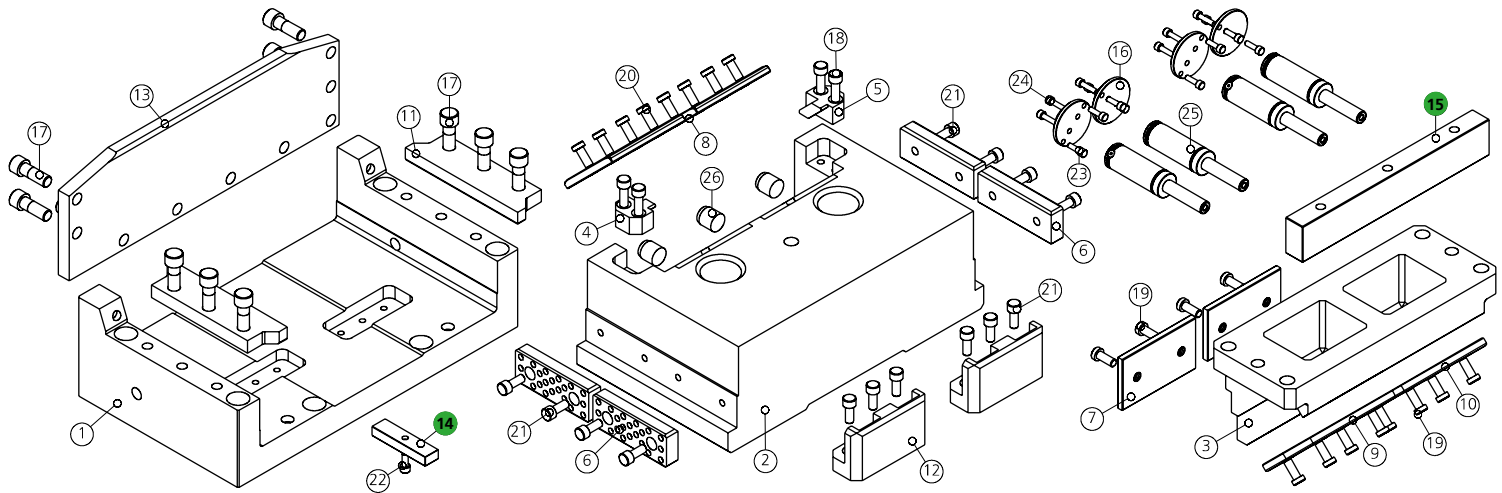
| POS. | DESCRIPTION | Q.TY |
|------|--|----------|
| 011 | PIASTRINA / PLATE / PLATTE | 1 |
| 012 | CHIAVETTA / KEY / SCHLÜSSEL | 1*OPTION |
| 013 | VITE / SCREW / SCHRAUBE M16X40 | 4 |
| 014 | VITE / SCREW / SCHRAUBE M16X45 | 8 |
| 015 | VITE / SCREW / SCHRAUBE M8X25 | 4 |
| 016 | VITE / SCREW / SCHRAUBE M10X25 | 20 |
| 017 | VITE / SCREW / SCHRAUBE M6X30 | 3 |
| 018 | CILINDRO AD AZOTO / NITROGEN CYLINDER / STICKSTOFFZYLINDER | 3 |
| 019 | PIASTRA DI SCORRIMENTO / WEAR PLATE / DRUCKPLATTE | 1 |
| 020 | PIASTRA DI SCORRIMENTO / WEAR PLATE / DRUCKPLATTE | 1 |



| CODE | A | B | C | D | E | F | G | CAM STROKE | PRESS STROKE | EXTRACTION FORCE (daN) | CUTTING FORCE (daN) |
|--------------|-----|-----|-----|-----|-----|----|-----|------------|--------------|------------------------|---------------------|
| 0152.3040-00 | 210 | 200 | 135 | 105 | 100 | 70 | 140 | 40 | 40 | 860 | 27200 |
| 0152.3060-00 | 230 | 220 | 155 | 125 | 120 | 80 | 160 | 60 | 60 | 940 | 27200 |

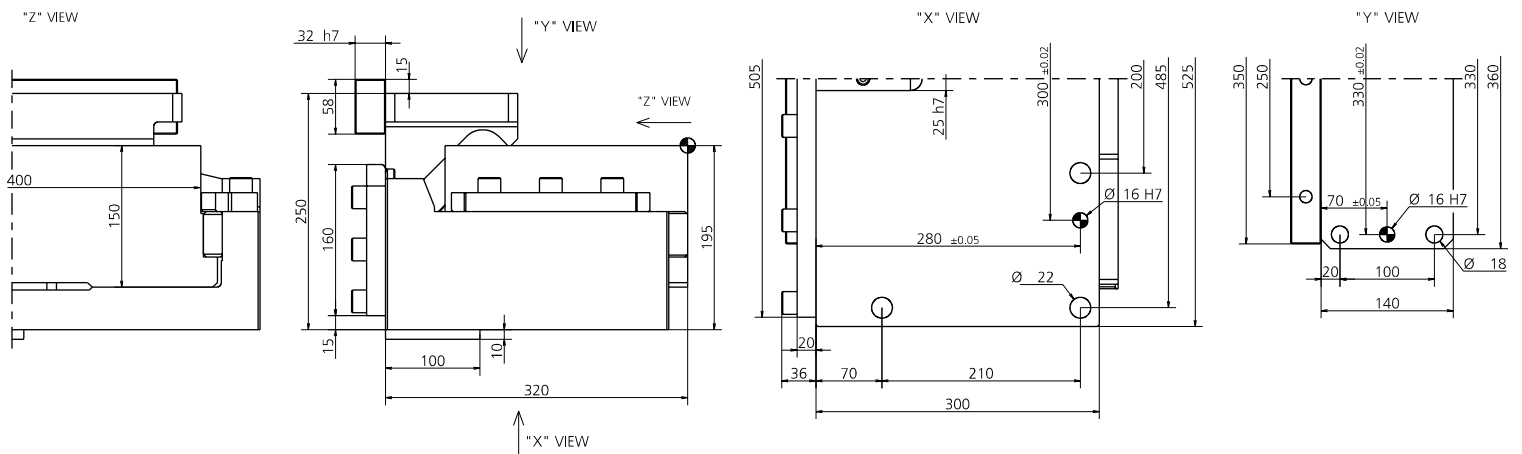
MODELLO D'ORDINE / ORDER EXAMPLE / BESTELLBEISPIEL / MODÈLE DE COMMANDE

MODEL **0152.3040** INCLINATION **0°**



| POS. | DESCRIPTION | Q.TY |
|------|---|------|
| 001 | CORPO CAMMA / CAM BODY / GRUNDGEHÄUSE | 1 |
| 002 | SLITTA / SLIDER / LAGERKEIL | 1 |
| 003 | CUNEO / WEDGE / DRUCKKEIL | 1 |
| 004 | STAFFA DI AGGANCIO / BRACKET ATTACHMENTS / BRACKETBEFESTIGUNG | 1 |
| 005 | STAFFA DI AGGANCIO / BRACKET ATTACHMENTS / BRACKETBEFESTIGUNG | 1 |
| 006 | PIASTRA DI SCORRIMENTO / WEAR PLATE / DRUCKPLATTE | 4 |
| 007 | PIASTRA DI SCORRIMENTO / WEAR PLATE / DRUCKPLATTE | 2 |
| 008 | PIASTRA DI SCORRIMENTO / WEAR PLATE / DRUCKPLATTE | 2 |
| 009 | PIASTRA DI SCORRIMENTO / WEAR PLATE / DRUCKPLATTE | 1 |
| 010 | PIASTRA DI SCORRIMENTO / WEAR PLATE / DRUCKPLATTE | 1 |
| 011 | PIASTRA DI SCORRIMENTO / WEAR PLATE / DRUCKPLATTE | 2 |
| 012 | SUPPORTO CILINDRO / CYLINDER HOLDER / ZYLINDERHALTERUNG | 2 |
| 013 | PIASTRINA / PLATE / PLATTE | 1 |

| POS. | DESCRIPTION | Q.TY |
|------|--|----------|
| 014 | CHIAVETTA / KEY / SCHLÜSSEL | 1*OPTION |
| 015 | CHIAVETTA / KEY / SCHLÜSSEL | 1*OPTION |
| 016 | DISTANZIALE / SPACER / ABSTANDSHALTER | 4 |
| 017 | VITE / SCREW / SCHRAUBE M16X45 | 15 |
| 018 | VITE / SCREW / SCHRAUBE M10X30 | 4 |
| 019 | VITE / SCREW / SCHRAUBE M10X20 | 12 |
| 020 | VITE / SCREW / SCHRAUBE M10X25 | 8 |
| 021 | VITE / SCREW / SCHRAUBE M10X25 | 14 |
| 022 | VITE / SCREW / SCHRAUBE M8X20 | 1 |
| 023 | VITE / SCREW / SCHRAUBE M6X20 | 8 |
| 024 | VITE / SCREW / SCHRAUBE M6X14 | 8 |
| 025 | CILINDRO AD AZOTO / NITROGEN CYLINDER / STICKSTOFFZYLINDER | 3 |
| 026 | PUNTALINO / BUMP STOP / STOSSDÄMPFERSPITZE | 3 |



| CODE | CAM STROKE | PRESS STROKE | EXTRACTION FORCE (daN) | CUTTING FORCE (daN) |
|--------------|------------|--------------|------------------------|---------------------|
| 0152.4060-00 | 60 | 60 | 2520 | 48000 |



CAM ROLLER

- IT** Cam meccanica di potenza fino a 25'800 daN con ritorno garantito mediante un cilindro ad azoto, su cui vengono applicati gli accessori o gli acciai per eseguire le lavorazioni desiderate. Questa cam ha una corsa molto lunga e può essere montata in posizione orizzontale o inclinata. Possibili applicazioni: adatta a lavori generalmente di tranciatura, foratura e piegatura.
- EN** Mechanical cam with power supply up to 25'800 daN with return by a nitrogen cylinder, on which are applied accessories or steel, to perform required work. This cam has a long stroke and can be fitted horizontally or inclined. Means of application: generally suitable for shearing, drilling and bending work.
- DE** Mechanische Stanzeinheit mit einer Kraft bis 25'800 daN und einem Rücklauf, der durch eine Stickstofffeder sichergestellt wird. An der Stanzeinheit können Zubehör oder verschiedene Sorten Stahl je nach Bedarf angebracht werden. Diese Cam hat einen sehr langen Hub und kann horizontal oder geneigt montiert werden. Mögliche Anwendungen: Stanzen, Lochen und Biegen.
- FR** Came mécanique d'une puissance allant jusqu'à 25'800 daN avec retour garanti au moyen d'un vérin à azote, sur lequel sont appliqués les accessoires ou les aciers pour réaliser les usinages souhaités. Cette came a une très longue course et peut être montée en position horizontale ou inclinée. Applications possibles: convient pour les travaux de découpage, de perçage et de pliage.



PUNTI DI FORZA / STRENGTHS / STÄRKEN / POINTS DE FORCE



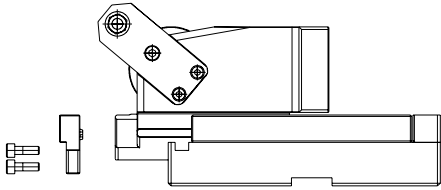
CAM ROLLER

ESEMPI DI APPLICAZIONI SPECIALI / EXAMPLES OF SPECIAL APPLICATIONS / BEISPIELE FÜR SPEZIELLE ANWENDUNGEN
EXEMPLE D'APPLICATIONS SPÉCIALES



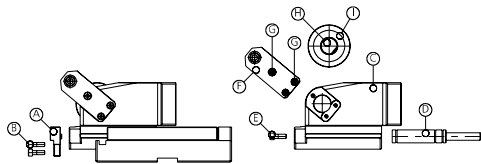
- ⚠ Forature sulla slitta a richiesta.**
Su richiesta è possibile montare un'unità di punzonatura speciale.
Upon request drillings are available in the slide.
Upon request, it is possible to assemble a special punching unit.
Auf Anfrage sind Bohrungen möglich.
Auf Anfrage ist die Montage einer Stanzeinheit möglich.
Perçage sur la glissière sur demande
Une unité de poinçonnage spéciale peut être installée sur demande.

DISEGNO DEL MONTAGGIO / MOUNTING DESIGN / MONTAGEZEICHNUNG / DESSIN DU MONTAGE



- ⚠ ATTENZIONE:**
per eseguire la prova manualmente togliere il cilindro come indicato.
ATTENTION:
in order to manually perform the test, extract the cylinder as indicated.
ACHTUNG:
Stickstoffzylinder verbaut, Schieber nur in Grundstellung öffnen.
ATTENTION:
pour effectuer le test, retirer manuellement le cylindre comme indiqué.

SMONTAGGIO PRODOTTO ROLLER / PRODUCT DISASSEMBLY ROLLER / DEMONTAGE DES PRODUKTES ROLLER / DÉMONTAGE PRODUIT ROLLER



- ⚠ ATTENZIONE: cilindro a gas in pressione.**
ATTENTION: gas cylinder under pressure.
ACHTUNG: Gasdruckfeder steht unter hohem Druck.
ATTENTION: cylindre à gaz sous pression.

IT **Attenzione: Assicurarsi che la camma sia nella sua posizione normale prima di eseguire qualsiasi lavoro di smontaggio o manutenzione.**

1. Togliere le piastrine "A" rimuovendo le viti "B".
2. Sfilare la slitta "C".
3. Togliere il cilindro a gas "D" rimuovendo la vite "E".
4. Togliere le sfatte "F" rimuovendo le viti "G".
5. Sfilare il perno "H" per togliere la rotella "I".
6. Eseguire le verifiche.
7. Rimontare con cura lubrificando con grasso bisolfuro di Molibdeno (MoS₂). L'uso di questo grasso viene consigliato da Newstark .
Lubrificare durante l'uso con grasso bisolfuro di Molibdeno (MoS₂).

DE **Achtung: Stellen Sie bei Montagearbeiten sicher, daß sich die CAM UNIT in der Basisposition befindet.**

1. Entfernen Sie die Platten „A“ durch entfernen der Schrauben „B“ wie gezeigt.
2. Entfernen Sie den Gleiter „C“.
3. Entfernen Sie den Stickstoffzylinder durch entfernen der Schraube „E“.
4. Entfernen Sie die Halter „F“ durch entfernen der Schrauben „G“.
5. Entfernen Sie den Stift „H“, um den ROLLER „I“ zu entnehmen.
6. Überprüfen Sie die Komponenten.
7. Bauen Sie alle Komponenten unter Verwendung von MoS₂-Fett wieder zusammen. Die Verwendung von MoS₂-Fett wird von Newstark empfohlen.
Während der Nutzung fetten Sie mit MoS₂-Fett.

EN **Attention: Undertake reassembly or maintenance work only when the cam unit is in its basic position.**

1. Take off the plates "A" by removing the screws "B" as shown.
2. Take off the slide "C".
3. Take off the nitrogen cylinder by removing the screw "E".
4. Take off the brackets "F" by removing the screws "G".
5. Take off the pin "H" to remove roller "I".
6. Check the components.
7. Reassemble carefully using grease with disulfide molybdeno (MoS₂). The use of this grease is recommended by Newstark.
During use lubricate with grease with disulfide molybdeno (MoS₂).

FR **Attention: S'assurer d'abord que la came est dans sa position normale avant d'effectuer tout travail de démontage ou de maintenance.**

1. Enlever les plaques "A" en retirant les vis "B".
2. Enlever la glissière "C".
3. Retirer le cylindre à gaz "D" en enlevant la vis "E".
4. Enlever les étriers "F" en retirant les vis "G".
5. Retirer la goupille "H" pour enlever la roue "I".
6. Effectuer les contrôles.
7. Remonter soigneusement en lubrifiant avec de la graisse au bisulfure de molybdène (MoS₂). Newstark recommande l'utilisation de cette graisse.
Lubrifier avec de la graisse au bisulfure de molybdène (MoS₂).

0149.P030 - CAM ROLLER P030

FORZA INIZIALE DI ESTRAZIONE / INITIAL EXTRACTION FORCE

50 daN

SFORZO MAX TRANCIO

3400 daN

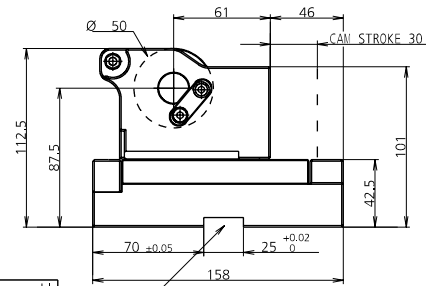
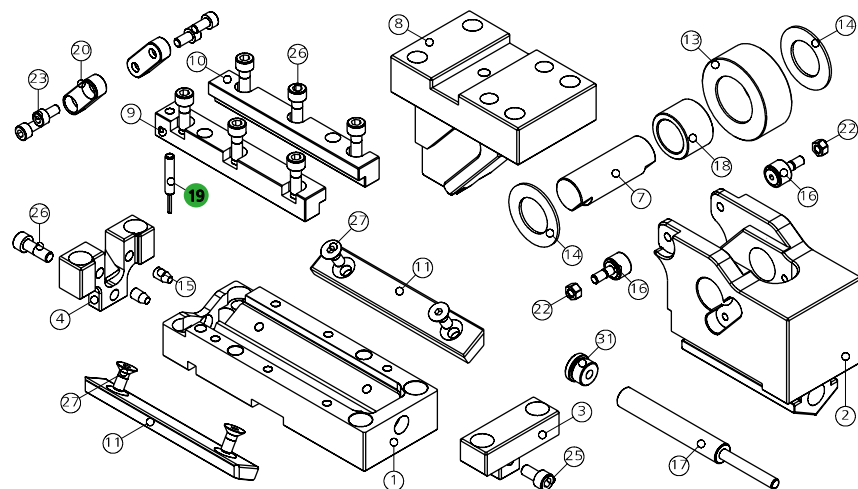
RÜCKZUGSKRAFT / FORCE INITIALE D'EXTRACTION

CUTTING MAX FORCE

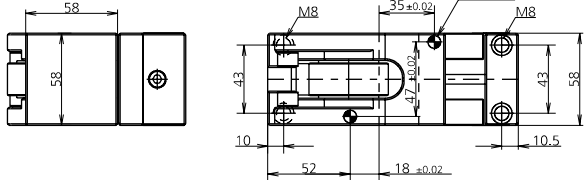
FORZA FINALE DI ESTRAZIONE / FINAL FORCE OF EXTRACTION

100 daN

MAXIMALE SCHNITTKRAFT
EFFORT MAXI DÉCOUPE



We suggest you to assembly by using a thrust mount key

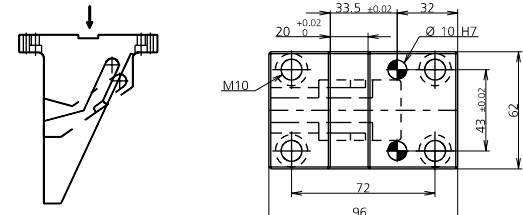


| POS. | CODE | DESCRIPTION | Q.TY |
|------|------------------------|--|----------|
| 001 | 8000.0049.0030 | CORPO CAMMA / CAM BODY / GRUNDGEHÄUSE | 1 |
| 002 | 8007.0049.0000 | SLITTA / SLIDER / LAGERKEIL | 1 |
| 003 | 8088.0049.0000.001 | PIASTRINA / PLATE / PLATTE | 1 |
| 004 | 8088.0049.0000.002 | PIASTRINA / PLATE / PLATTE | 1 |
| 007 | 8005.0580.0417.200.001 | PERNO / PIN / STIFT | 1 |
| 008 | 8090.0000.0030.000 | CUNEO / WEDGE / DRUCKSTÜCK 0 | 1*OPTION |
| 008 | 8090.0000.0030.605 | CUNEO / WEDGE / DRUCKSTÜCK +5 | 1*OPTION |
| 008 | 8090.0000.0030.610 | CUNEO / WEDGE / DRUCKSTÜCK +10 | 1*OPTION |
| 008 | 8090.0000.0030.615 | CUNEO / WEDGE / DRUCKSTÜCK +15 | 1*OPTION |
| 008 | 8090.0000.0030.705 | CUNEO / WEDGE / DRUCKSTÜCK -5 | 1*OPTION |
| 008 | 8090.0000.0030.710 | CUNEO / WEDGE / DRUCKSTÜCK -10 | 1*OPTION |
| 008 | 8090.0000.0030.715 | CUNEO / WEDGE / DRUCKSTÜCK -15 | 1*OPTION |
| 008 | 8090.0000.0030.720 | CUNEO / WEDGE / DRUCKSTÜCK -20 | 1*OPTION |
| 008 | 8090.0000.0030.725 | CUNEO / WEDGE / DRUCKSTÜCK -25 | 1*OPTION |
| 008 | 8090.0000.0030.730 | CUNEO / WEDGE / DRUCKSTÜCK -30 | 1*OPTION |
| 008 | 8090.0000.0030.735 | CUNEO / WEDGE / DRUCKSTÜCK -35 | 1*OPTION |
| 008 | 8090.0000.0030.740 | CUNEO / WEDGE / DRUCKSTÜCK -40 | 1*OPTION |
| 008 | 8090.0000.0030.745 | CUNEO / WEDGE / DRUCKSTÜCK -45 | 1*OPTION |
| 008 | 8090.0000.0030.750 | CUNEO / WEDGE / DRUCKSTÜCK -50 | 1*OPTION |
| 009 | 8086.1175.0165.155.001 | GUIDA ANGOLARE / SIDE PLATE L / WINKELFÜHRUNG FÜHRUNGSSCHIENE | 1 |
| 010 | 8086.1175.0165.155.002 | GUIDA ANGOLARE / SIDE PLATE L / WINKELFÜHRUNG FÜHRUNGSSCHIENE | 1 |
| 011 | 8012.1200.0195.080.001 | PIASTRA DI SCORRIMENTO / WEAR PLATE / DRUCKPLATTE | 2 |
| 013 | 8004.0500.0205.280.001 | ROTELLA / ROLLER / ROLLE | 1 |
| 014 | 9033.2238.015 | RALLA / THRUST WASHER / DRUCKSCHEIBE | 2 |
| 015 | 9020.06.10.E090 | PUNTALINO / BUMP STOP / DRUCKSTÜCK | 2 |
| 016 | 8005.0230.0100.130.001 | PERNO / PIN / STIFT | 2 |
| 017 | 9000.0038.0012.001 | CILINDRO AD AZOTO / NITROGER CYLINDER / STICKSTOFFZYLINDER | 1 |
| 018 | 9035.2028.200.001 | BOCCOLA / BUSH / BUCHSE | 1 |
| 019 | 9003.0002 | SENSORE DI SICUREZZA / SECURITY SENSOR / SENSOR FÜR SICHERHEIT | 1*OPTION |
| 020 | 8087.0350.0120.080.001 | CHIAVETTA / KEY / SCHLÜSSEL | 2 |
| 022 | 9014.05.005.008.1.4032 | DADO / NUT / MUTTER M5 | 2 |
| 023 | 9007.05.010.129.1.4762 | VITE / SCREW / SCHRAUBE M5X10 | 4 |
| 025 | 9007.06.012.129.1.4762 | VITE / SCREW / SCHRAUBE M6X12 | 1 |
| 026 | 9007.06.018.129.1.4762 | VITE / SCREW / SCHRAUBE M6X18 | 7 |
| 027 | 9007.06.014.129.1.5933 | VITE / SCREW / SCHRAUBE M6X14 | 4 |
| 029 | 9013.0510.10.1.7089 | RONDELLA / WASHER / UNTERLEGSCHIBE | 2 |
| 031 | 8089.0160.0110.001 | DISTANZIALE / SPACER / ABSTANDSHALTER | 1 |

POSSIBILI INCLINAZIONI / POSSIBLE INCLINATIONS / MÖGLICHE NEIGUNGEN



008 (8090) CUNEO / WEDGE / DRUCKSTÜCK



019 (9003) SENSORE / SENSOR / SENSOR



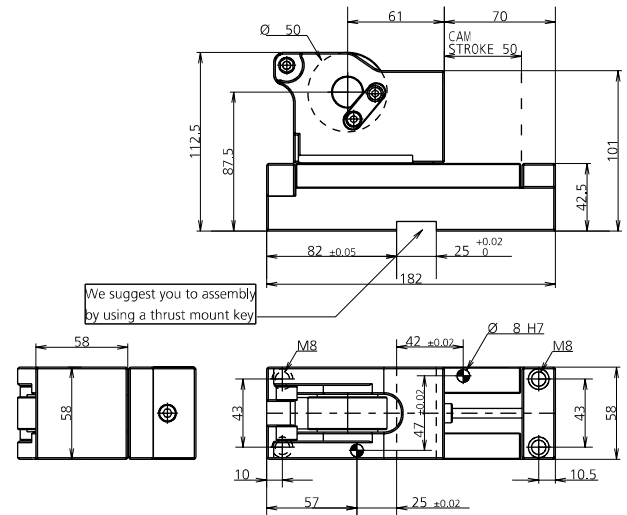
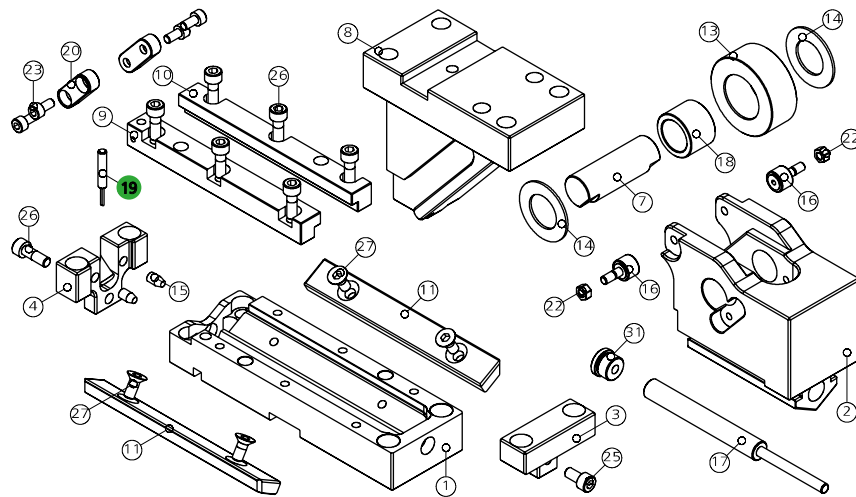
19 PATENT PENDING

MODELLO D'ORDINE / ORDER EXAMPLE / BESTELLBEISPIEL / MODÈLE DE COMMANDE

MODEL **0149.P030** INCLINATION **+10°** OPTION CODE **9003.0002**

0149.P050 - CAM ROLLER P050

FORZA INIZIALE DI ESTRAZIONE / INITIAL EXTRACTION FORCE **50 daN** SFORZO MAX TRANCIO **3400 daN**
 RÜCKZUGSKRAFT / FORCE INITIALE D'EXTRACTION
 FORZA FINALE DI ESTRAZIONE / FINAL FORCE OF EXTRACTION **100 daN** CUTTING MAX FORCE
 ENDKRAFT DER EXTRACTION / FORCE FINALE D'EXTRACTION MAXIMALE SCHNITTKRAFT
 EFFORT MAXI DÉCOUPE

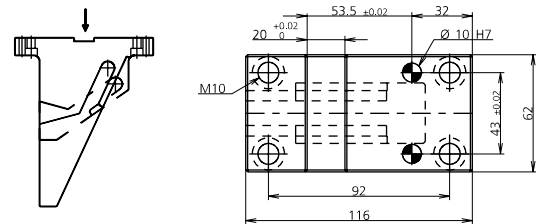


| POS. | CODE | DESCRIPTION | Q.TY |
|------|------------------------|--|----------|
| 001 | 8000.0049.0050 | CORPO CAMMA / CAM BODY / GRUNDGEHÄUSE | 1 |
| 002 | 8007.0049.0000 | SLITTA / SLIDER / LAGERKEIL | 1 |
| 003 | 8088.0049.0000.001 | PIASTRINA / PLATE / PLATTE | 1 |
| 004 | 8088.0049.0000.002 | PIASTRINA / PLATE / PLATTE | 1 |
| 007 | 8005.0580.0417.200.001 | PERNO / PIN / STIFT | 1 |
| 008 | 8090.0000.0050.000 | CUNEO / WEDGE / DRUCKSTÜCK 0 | 1*OPTION |
| 008 | 8090.0000.0050.605 | CUNEO / WEDGE / DRUCKSTÜCK +5 | 1*OPTION |
| 008 | 8090.0000.0050.610 | CUNEO / WEDGE / DRUCKSTÜCK +10 | 1*OPTION |
| 008 | 8090.0000.0050.615 | CUNEO / WEDGE / DRUCKSTÜCK +15 | 1*OPTION |
| 008 | 8090.0000.0050.705 | CUNEO / WEDGE / DRUCKSTÜCK -5 | 1*OPTION |
| 008 | 8090.0000.0050.710 | CUNEO / WEDGE / DRUCKSTÜCK -10 | 1*OPTION |
| 008 | 8090.0000.0050.715 | CUNEO / WEDGE / DRUCKSTÜCK -15 | 1*OPTION |
| 008 | 8090.0000.0050.720 | CUNEO / WEDGE / DRUCKSTÜCK -20 | 1*OPTION |
| 008 | 8090.0000.0050.725 | CUNEO / WEDGE / DRUCKSTÜCK -25 | 1*OPTION |
| 008 | 8090.0000.0050.730 | CUNEO / WEDGE / DRUCKSTÜCK -30 | 1*OPTION |
| 008 | 8090.0000.0050.735 | CUNEO / WEDGE / DRUCKSTÜCK -35 | 1*OPTION |
| 008 | 8090.0000.0050.740 | CUNEO / WEDGE / DRUCKSTÜCK -40 | 1*OPTION |
| 008 | 8090.0000.0050.745 | CUNEO / WEDGE / DRUCKSTÜCK -45 | 1*OPTION |
| 008 | 8090.0000.0050.750 | CUNEO / WEDGE / DRUCKSTÜCK -50 | 1*OPTION |
| 009 | 8086.1415.0165.155.001 | GUIDA ANGOLARE / SIDE PLATE L / WINKELFÜHRUNG FÜHRUNGSSCHIENE | 1 |
| 010 | 8086.1415.0165.155.002 | GUIDA ANGOLARE / SIDE PLATE L / WINKELFÜHRUNG FÜHRUNGSSCHIENE | 1 |
| 011 | 8012.1440.0195.080.001 | PIASTRA DI SCORRIMENTO / WEAR PLATE / DRUCKPLATTE | 2 |
| 013 | 8004.0500.0205.280.001 | ROTELLA / ROLLER / ROLLE | 1 |
| 014 | 9033.2238.015 | RALLA / THRUST WASHER / DRUCKSCHEIBE | 2 |
| 015 | 9020.06.10.E090 | PUNTALINO / BUMP STOP / DRUCKSTÜCK | 2 |
| 016 | 8005.0230.0100.130.001 | PERNO / PIN / STIFT | 2 |
| 017 | 9000.0050.0012.001 | CILINDRO AD AZOTO / NITROGER CYLINDER / STICKSTOFFZYLINDER | 1 |
| 018 | 9035.2028.200.001 | BOCCOLA / BUSH / BUCHSE | 1 |
| 019 | 9003.0002 | SENSORE DI SICUREZZA / SECURITY SENSOR / SENSOR FÜR SICHERHEIT | 1*OPTION |
| 020 | 8087.0350.0120.080.001 | CHIAVETTA KEY / SCHLÜSSEL | 2 |
| 022 | 9014.05.005.008.1.4032 | DADO / NUT / MUTTER M5 | 2 |
| 023 | 9007.05.010.129.1.4762 | VITE / SCREW / SCHRAUBE M5X10 | 4 |
| 025 | 9007.06.012.129.1.4762 | VITE / SCREW / SCHRAUBE M6X12 | 1 |
| 026 | 9007.06.018.129.1.4762 | VITE / SCREW / SCHRAUBE M6X18 | 7 |
| 027 | 9007.06.014.129.1.5933 | VITE / SCREW / SCHRAUBE M6X14 | 4 |
| 029 | 9013.0510.10.1.7089 | RONDELLA / WASHER / UNTERLEGSCHIEBE | 2 |
| 031 | 8089.0160.0110.001 | DISTANZIALE / SPACER / ABSTANDSHALTER | 1 |

POSSIBILI INCLINAZIONI / POSSIBLE INCLINATIONS / MÖGLICHE NEIGUNGEN



008 (8090) CUNEO / WEDGE / DRUCKSTÜCK



019 (9003) SENSORE / SENSOR / SENSOR



19 PATENT PENDING

MODELLO D'ORDINE / ORDER EXAMPLE / BESTELLBEISPIEL / MODÈLE DE COMMANDE

MODEL **0149.P050** INCLINATION **+10°** OPTION CODE **9003.0002**

0149.P130 - CAM ROLLER P130

FORZA INIZIALE DI ESTRAZIONE / INITIAL EXTRACTION FORCE

170 daN

SFORZO MAX TRANCIO

4500 daN

RÜCKZUGSKRAFT / FORCE INITIALE D'EXTRACTION

CUTTING MAX FORCE

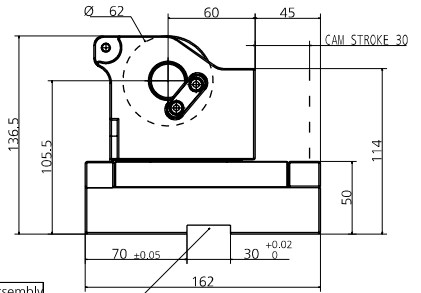
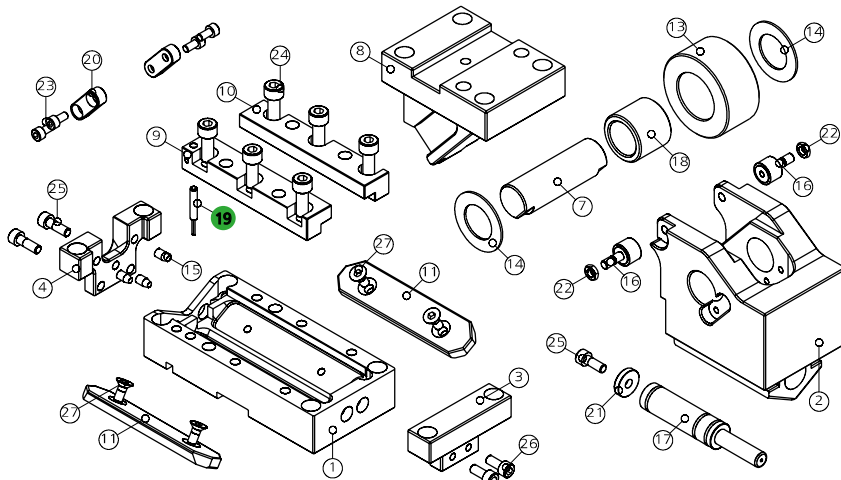
FORZA FINALE DI ESTRAZIONE / FINAL FORCE OF EXTRACTION

250 daN

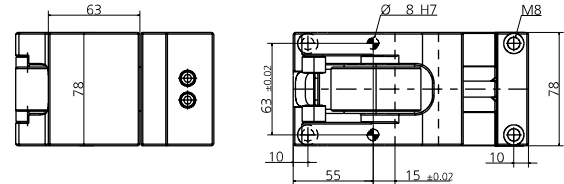
MAXIMALE SCHNITTKRAFT

ENDKRAFT DER EXTRACTION / FORCE FINALE D'EXTRACTION

EFFORT MAXI DÉCOUPE

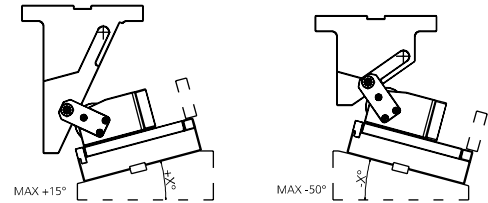


We suggest you to assembly by using a thrust mount key

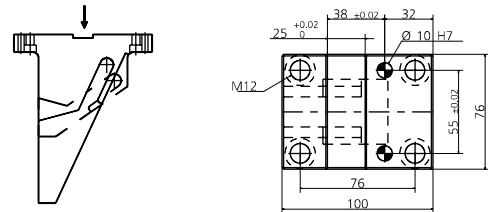


| POS. | CODE | DESCRIPTION | Q.TY |
|------|------------------------|--|----------|
| 001 | 8000.0049.0130 | CORPO CAMMA / CAM BODY / GRUNDGEHÄUSE | 1 |
| 002 | 8007.0049.0100 | SLITTA / SLIDER / LAGERKEIL | 1 |
| 003 | 8088.0049.0100.001 | PIASTRINA / PLATE / PLATTE | 1 |
| 004 | 8088.0049.0100.002 | PIASTRINA / PLATE / PLATTE | 1 |
| 007 | 8005.0780.0617.250.001 | PERNO / PIN / STIFT | 1 |
| 008 | 8090.0001.0030.000 | CUNEO / WEDGE / DRUCKSTÜCK 0 | 1*OPTION |
| 008 | 8090.0001.0030.605 | CUNEO / WEDGE / DRUCKSTÜCK +5 | 1*OPTION |
| 008 | 8090.0001.0030.610 | CUNEO / WEDGE / DRUCKSTÜCK +10 | 1*OPTION |
| 008 | 8090.0001.0030.615 | CUNEO / WEDGE / DRUCKSTÜCK +15 | 1*OPTION |
| 008 | 8090.0001.0030.705 | CUNEO / WEDGE / DRUCKSTÜCK -5 | 1*OPTION |
| 008 | 8090.0001.0030.710 | CUNEO / WEDGE / DRUCKSTÜCK -10 | 1*OPTION |
| 008 | 8090.0001.0030.715 | CUNEO / WEDGE / DRUCKSTÜCK -15 | 1*OPTION |
| 008 | 8090.0001.0030.720 | CUNEO / WEDGE / DRUCKSTÜCK -20 | 1*OPTION |
| 008 | 8090.0001.0030.725 | CUNEO / WEDGE / DRUCKSTÜCK -25 | 1*OPTION |
| 008 | 8090.0001.0030.730 | CUNEO / WEDGE / DRUCKSTÜCK -30 | 1*OPTION |
| 008 | 8090.0001.0030.735 | CUNEO / WEDGE / DRUCKSTÜCK -35 | 1*OPTION |
| 008 | 8090.0001.0030.740 | CUNEO / WEDGE / DRUCKSTÜCK -40 | 1*OPTION |
| 008 | 8090.0001.0030.745 | CUNEO / WEDGE / DRUCKSTÜCK -45 | 1*OPTION |
| 008 | 8090.0001.0030.750 | CUNEO / WEDGE / DRUCKSTÜCK -50 | 1*OPTION |
| 009 | 8086.1190.0235.180.001 | GUIDA ANGOLARE / SIDE PLATE L / WINKELFÜHRUNG FÜHRUNGSSCHIENE | 1 |
| 010 | 8086.1190.0235.180.002 | GUIDA ANGOLARE / SIDE PLATE L / WINKELFÜHRUNG FÜHRUNGSSCHIENE | 1 |
| 011 | 8012.1200.0270.080.001 | PIASTRA DI SCORRIMENTO / WEAR PLATE / DRUCKPLATTE | 2 |
| 013 | 8004.0620.0305.350.001 | ROTELLA / ROLLER / ROLLE | 1 |
| 014 | 9033.2644.015 | RALLA / THRUST WASHER / DRUCKSCHEIBE | 2 |
| 015 | 9020.06.10.E090 | PUNTALINO / BUMP STOP / DRUCKSTÜCK | 3 |
| 016 | 8005.0270.0110.160.001 | PERNO / PIN / STIFT | 2 |
| 017 | 9000.0038.0019.007 | CILINDRO AD AZOTO / NITROGEN CYLINDER / STICKSTOFFZYLINDER | 1 |
| 018 | 9035.2535.300.001 | BOCCOLA / BUSH / BUCHSE | 1 |
| 019 | 9003.0002 | SENSORE DI SICUREZZA / SECURITY SENSOR / SENSOR FÜR SICHERHEIT | 1*OPTION |
| 020 | 8087.0350.0120.080.001 | CHIAVETTA / KEY / SCHLÜSSEL | 2 |
| 021 | 8089.0198.0040.001 | DISTANZIALE / SPACER / ABSTANDSHALTER | 1 |
| 022 | 9014.06.005.008.1.4032 | DADO / NUT / MUTTER M6 | 2 |
| 023 | 9007.05.010.129.1.4762 | VITE / SCREW / SCHRAUBE M5X10 | 4 |
| 024 | 9007.08.020.129.1.4762 | VITE / SCREW / SCHRAUBE M8X20 | 6 |
| 025 | 9007.06.020.129.1.4762 | VITE / SCREW / SCHRAUBE M6X20 | 3 |
| 026 | 9007.06.014.129.1.4762 | VITE / SCREW / SCHRAUBE M6X14 | 2 |
| 027 | 9007.06.014.129.1.5933 | VITE / SCREW / SCHRAUBE M6X14 | 4 |

POSSIBILI INCLINAZIONI / POSSIBLE INCLINATIONS / MÖGLICHE NEIGUNGEN



008 (8090) CUNEO / WEDGE / DRUCKSTÜCK



019 (9003) SENSORE / SENSOR / SENSOR



19 PATENT PENDING

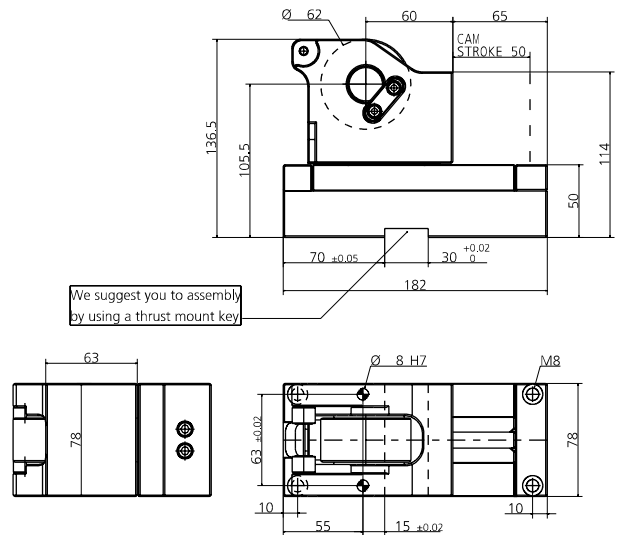
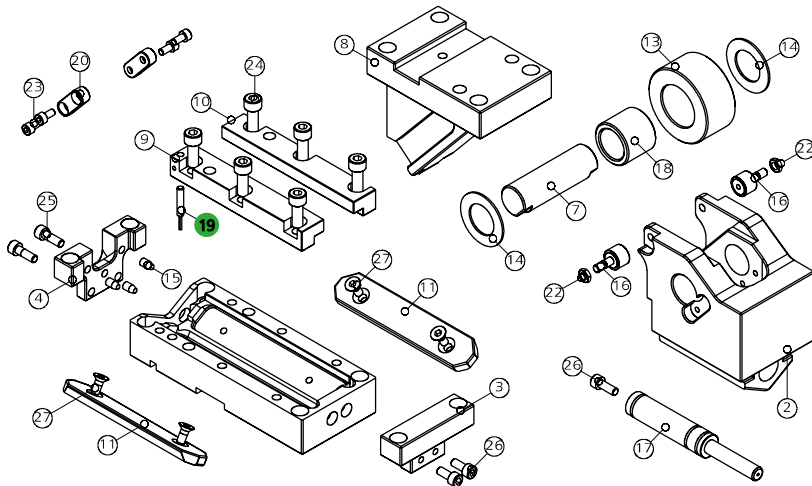
MODELLO D'ORDINE / ORDER EXAMPLE / BESTELLBEISPIEL / MODÈLE DE COMMANDE

MODEL **0149.P130** INCLINATION **+10°** OPTION CODE **9003.0002**

0149.P150 - CAM ROLLER P150

FORZA INIZIALE DI ESTRAZIONE / INITIAL EXTRACTION FORCE **170 daN**
 RÜCKZUGSKRAFT / FORCE INITIALE D'EXTRACTION
 FORZA FINALE DI ESTRAZIONE / FINAL FORCE OF EXTRACTION **340 daN**
 ENDKRAFT DER EXTRAKTION / FORCE FINALE D'EXTRACTION

SFORZO MAX TRANCIO **4500 daN**
 CUTTING MAX FORCE
 MAXIMALE SCHNITTKRAFT
 EFFORT MAXI DÉCOUPE

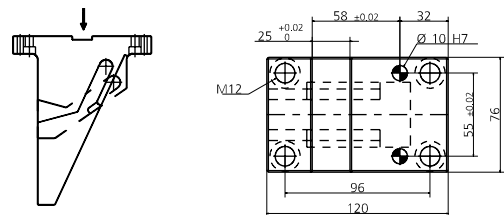


| POS. | CODE | DESCRIPTION | Q.TY |
|------|-------------------------------|--|----------|
| 001 | 8000.0049.0150 | CORPO CAMMA / CAM BODY / GRUNDGEHÄUSE | 1 |
| 002 | 8007.0049.0100 | SLITTA / SLIDER / LAGERKEIL | 1 |
| 003 | 8088.0049.0100.001 | PIASTRINA / PLATE / PLATTE | 1 |
| 004 | 8088.0049.0100.002 | PIASTRINA / PLATE / PLATTE | 1 |
| 007 | 8005.0780.0617.250.001 | PERNO / PIN / STIFT | 1 |
| 008 | 8090.0001.0050.000 | CUNEO / WEDGE / DRUCKSTÜCK 0 | 1*OPTION |
| 008 | 8090.0001.0050.605 | CUNEO / WEDGE / DRUCKSTÜCK +5 | 1*OPTION |
| 008 | 8090.0001.0050.610 | CUNEO / WEDGE / DRUCKSTÜCK +10 | 1*OPTION |
| 008 | 8090.0001.0050.615 | CUNEO / WEDGE / DRUCKSTÜCK +15 | 1*OPTION |
| 008 | 8090.0001.0050.705 | CUNEO / WEDGE / DRUCKSTÜCK -5 | 1*OPTION |
| 008 | 8090.0001.0050.710 | CUNEO / WEDGE / DRUCKSTÜCK -10 | 1*OPTION |
| 008 | 8090.0001.0050.715 | CUNEO / WEDGE / DRUCKSTÜCK -15 | 1*OPTION |
| 008 | 8090.0001.0050.720 | CUNEO / WEDGE / DRUCKSTÜCK -20 | 1*OPTION |
| 008 | 8090.0001.0050.725 | CUNEO / WEDGE / DRUCKSTÜCK -25 | 1*OPTION |
| 008 | 8090.0001.0050.730 | CUNEO / WEDGE / DRUCKSTÜCK -30 | 1*OPTION |
| 008 | 8090.0001.0050.735 | CUNEO / WEDGE / DRUCKSTÜCK -35 | 1*OPTION |
| 008 | 8090.0001.0050.740 | CUNEO / WEDGE / DRUCKSTÜCK -40 | 1*OPTION |
| 008 | 8090.0001.0050.745 | CUNEO / WEDGE / DRUCKSTÜCK -45 | 1*OPTION |
| 008 | 8090.0001.0050.750 | CUNEO / WEDGE / DRUCKSTÜCK -50 | 1*OPTION |
| 009 | 8086.1390.0235.180.001 | GUIDA ANGOLARE / SIDE PLATE L / WINKELFÜHRUNG FÜHRUNGSSCHIENE | 1 |
| 010 | 8086.1390.0235.180.002 | GUIDA ANGOLARE / SIDE PLATE L / WINKELFÜHRUNG FÜHRUNGSSCHIENE | 1 |
| 011 | 8012.1400.0270.080.001 | PIASTRA DI SCORRIMENTO / WEAR PLATE / DRUCKPLATTE | 2 |
| 013 | 8004.0620.0305.350.001 | ROTELLA / ROLLER / ROLLE | 1 |
| 014 | 9033.2644.015 | RALLA / THRUST WASHER / DRUCKSCHEIBE | 2 |
| 015 | 9020.06.10.E090 | PUNTALINO / BUMP STOP / DRUCKSTÜCK | 3 |
| 016 | 8005.0270.0110.160.001 | PERNO / PIN / STIFT | 2 |
| 017 | 9000.0050.0019.004 | CILINDRO AD AZOTO / NITROGEN CYLINDER / STICKSTOFFZYLINDER | 1 |
| 018 | 9035.2535.300.001 | BOCCOLA / BUSH / BUCHSE | 1 |
| 019 | 9003.0002 | SENSORE DI SICUREZZA / SECURITY SENSOR / SENSOR FÜR SICHERHEIT | 1*OPTION |
| 020 | 8087.0350.0120.080.001 | CHIAVETTA / KEY / SCHLÜSSEL | 2 |
| 022 | 9014.06.005.008.1.4032 | DADO / NUT / MUTTER M6 | 2 |
| 023 | 9007.05.010.129.1.4762 | VITE / SCREW / SCHRAUBE M5X10 | 4 |
| 024 | 9007.08.020.129.1.4762 | VITE / SCREW / SCHRAUBE M8X20 | 6 |
| 025 | 9007.06.020.129.1.4762 | VITE / SCREW / SCHRAUBE M6X20 | 2 |
| 026 | 9007.06.014.129.1.4762 | VITE / SCREW / SCHRAUBE M6X14 | 3 |
| 027 | 9007.06.014.129.1.5933 | VITE / SCREW / SCHRAUBE M6X14 | 4 |

POSSIBILI INCLINAZIONI / POSSIBLE INCLINATIONS / MÖGLICHE NEIGUNGEN



008 (8090) CUNEO / WEDGE / DRUCKSTÜCK



019 (9003) SENSORE / SENSOR / SENSOR



19 PATENT PENDING

MODELLO D'ORDINE / ORDER EXAMPLE / BESTELLBEISPIEL / MODÈLE DE COMMANDE

MODEL **0149.P150** INCLINATION **+10°** OPTION CODE **9003.0002**

0149.P250 - CAM ROLLER P250

FORZA INIZIALE DI ESTRAZIONE / INITIAL EXTRACTION FORCE

170 daN

SFORZO MAX TRANCIO

7600 daN

RÜCKZUGSKRAFT / FORCE INITIALE D'EXTRACTION

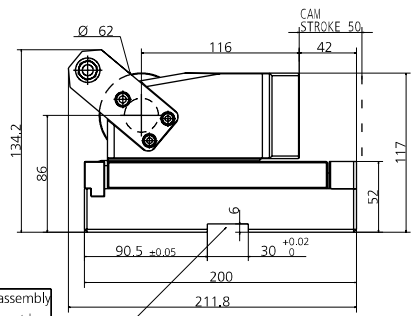
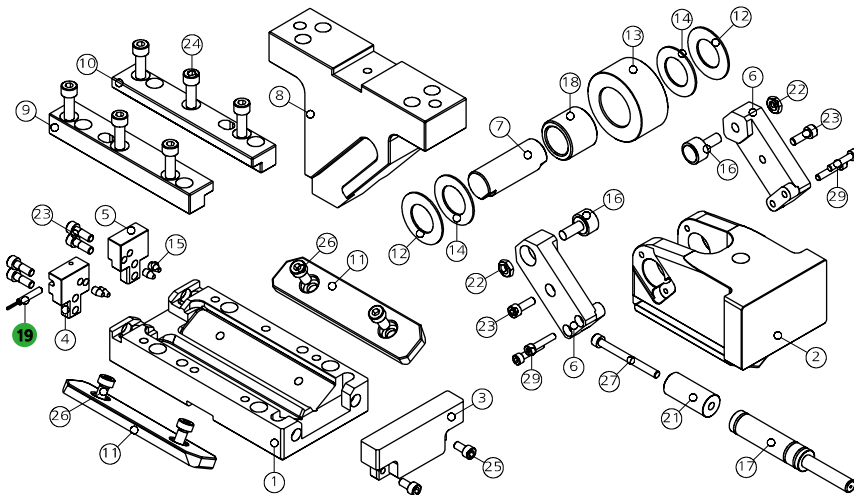
CUTTING MAX FORCE

MAXIMALE SCHNITTKRAFT
EFFORT MAXI DÉCOUPE

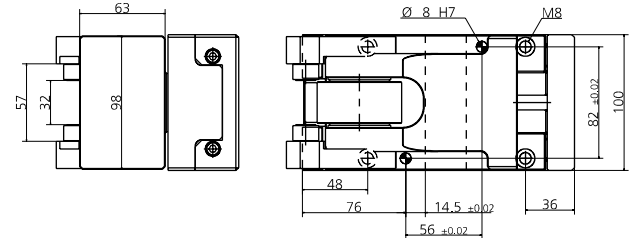
FORZA FINALE DI ESTRAZIONE / FINAL FORCE OF EXTRACTION

340 daN

ENDKRAFT DER EXTRACTION / FORCE FINALE D'EXTRACTION

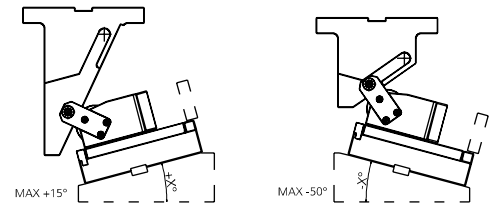


We suggest you to assembly
by using a thrust mount key

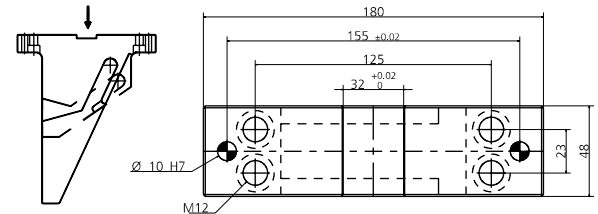


| POS. | CODE | DESCRIPTION | Q.TY |
|------|------------------------|--|----------|
| 001 | 8000.0049.0250 | CORPO CAMMA / CAM BODY / GRUNDGEHÄUSE | 1 |
| 002 | 8007.0049.0200 | SLITTA / SLIDER / LAGERKEIL | 1 |
| 003 | 8088.0049.0200.001 | PIASTRINA / PLATE / PLATTE | 1 |
| 004 | 8088.0049.0200.002 | PIASTRINA / PLATE / PLATTE | 1 |
| 005 | 8088.0049.0200.003 | PIASTRINA / PLATE / PLATTE | 1 |
| 006 | 8009.0049.0200 | STAFFA DI AGGANCIO / BRACKET ATTACHMENTS / BRACKETBEFESTIGUNG | 2 |
| 007 | 8005.0670.0517.250.001 | PERNO / PIN / STIFT | 1 |
| 008 | 8090.0203.0050.000 | CUNEO / WEDGE / DRUCKSTÜCK 0 | 1*OPTION |
| 008 | 8090.0203.0050.605 | CUNEO / WEDGE / DRUCKSTÜCK +5 | 1*OPTION |
| 008 | 8090.0203.0050.610 | CUNEO / WEDGE / DRUCKSTÜCK +10 | 1*OPTION |
| 008 | 8090.0203.0050.615 | CUNEO / WEDGE / DRUCKSTÜCK +15 | 1*OPTION |
| 008 | 8090.0203.0050.705 | CUNEO / WEDGE / DRUCKSTÜCK -5 | 1*OPTION |
| 008 | 8090.0203.0050.710 | CUNEO / WEDGE / DRUCKSTÜCK -10 | 1*OPTION |
| 008 | 8090.0203.0050.715 | CUNEO / WEDGE / DRUCKSTÜCK -15 | 1*OPTION |
| 008 | 8090.0203.0050.720 | CUNEO / WEDGE / DRUCKSTÜCK -20 | 1*OPTION |
| 008 | 8090.0203.0050.725 | CUNEO / WEDGE / DRUCKSTÜCK -25 | 1*OPTION |
| 008 | 8090.0203.0050.730 | CUNEO / WEDGE / DRUCKSTÜCK -30 | 1*OPTION |
| 008 | 8090.0203.0050.735 | CUNEO / WEDGE / DRUCKSTÜCK -35 | 1*OPTION |
| 008 | 8090.0203.0050.740 | CUNEO / WEDGE / DRUCKSTÜCK -40 | 1*OPTION |
| 008 | 8090.0203.0050.745 | CUNEO / WEDGE / DRUCKSTÜCK -45 | 1*OPTION |
| 008 | 8090.0203.0050.750 | CUNEO / WEDGE / DRUCKSTÜCK -50 | 1*OPTION |
| 009 | 8086.1620.0280.200.001 | GUIDA ANGOLARE / SIDE PLATE L / WINKELFÜHRUNG FÜHRUNGSSCHIENE | 1 |
| 010 | 8086.1620.0280.200.002 | GUIDA ANGOLARE / SIDE PLATE L / WINKELFÜHRUNG FÜHRUNGSSCHIENE | 1 |
| 011 | 8012.1550.0340.100.001 | PIASTRA DI SCORRIMENTO / WEAR PLATE / DRUCKPLATTE | 2 |
| 012 | 8006.0215.0460.255.001 | RONDELLA / WASHER / UNTERLEGSCHIBE | 2 |
| 013 | 8004.0620.0305.350.001 | ROTELLA / ROLLER / ROLLE | 1 |
| 014 | 9033.2644.015 | RALLA / THRUST WASHER / DRUCKSCHEIBE | 2 |
| 015 | 9020.06.10.E090 | PUNTALINO / BUMP STOP / DRUCKSTÜCK | 4 |
| 016 | 8005.0320.0120.190.001 | PERNO / PIN / STIFT | 2 |
| 017 | 9000.0050.0019.004 | CILINDRO AD AZOTO / NITROGEN CYLINDER / STICKSTOFFZYLINDER | 1 |
| 018 | 9035.2535.300.001 | BOCCOLA / BUSH / BUCHSE | 1 |
| 019 | 9003.0002 | SENSORE DI SICUREZZA / SECURITY SENSOR / SENSOR FÜR SICHERHEIT | 1*OPTION |
| 021 | 8089.0198.0450.001 | DISTANZIALE / SPACER / ABSTANDSHALTER | 1 |
| 022 | 9014.08.005.008.1.4035 | DADO / NUT / MUTTER M8 | 2 |
| 023 | 9007.06.020.129.1.4762 | VITE / SCREW / SCHRAUBE M6X20 | 6 |
| 024 | 9007.08.025.129.1.4762 | VITE / SCREW / SCHRAUBE M8X25 | 6 |
| 025 | 9007.06.012.129.1.4762 | VITE / SCREW / SCHRAUBE M6X12 | 2 |
| 026 | 9007.08.016.129.1.9327 | VITE / SCREW / SCHRAUBE M8X16 | 4 |
| 027 | 9007.06.065.129.1.4762 | VITE / SCREW / SCHRAUBE M6X65 | 1 |
| 029 | 9007.05.025.129.1.4762 | VITE / SCREW / SCHRAUBE M5X25 | 4 |

POSSIBILI INCLINAZIONI / POSSIBLE INCLINATIONS / MÖGLICHE NEIGUNGEN



008 (8090) CUNEO / WEDGE / DRUCKSTÜCK



019 (9003) SENSORE / SENSOR / SENSOR



19 PATENT PENDING

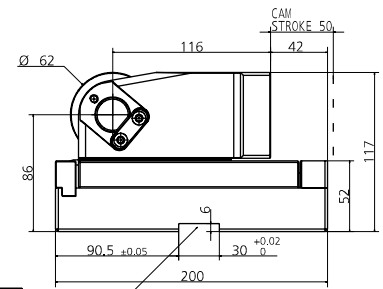
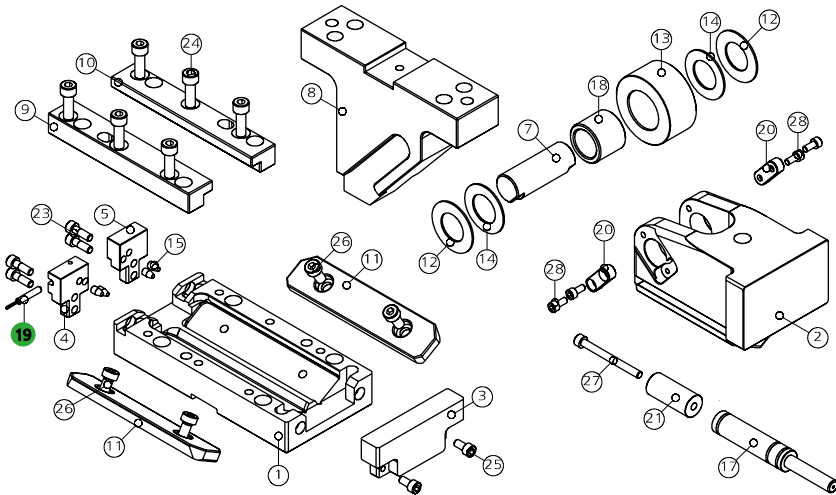
MODELLO D'ORDINE / ORDER EXAMPLE / BESTELLBEISPIEL / MODÈLE DE COMMANDE

MODEL **0149.P250** INCLINATION **+10°** OPTION CODE **9003.0002**

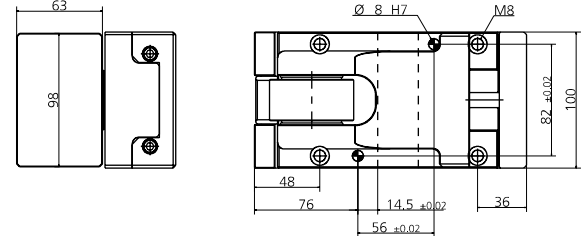
0149.K250 - CAM ROLLER K250

FORZA INIZIALE DI ESTRAZIONE / INITIAL EXTRACTION FORCE **170 daN**
 RÜCKZUGSKRAFT / FORCE INITIALE D'EXTRACTION
 FORZA FINALE DI ESTRAZIONE / FINAL FORCE OF EXTRACTION **340 daN**
 ENDKRAFT DER EXTRAKTION / FORCE FINALE D'EXTRACTION

SFORZO MAX TRANCIO **7600 daN**
 CUTTING MAX FORCE
 MAXIMALE SCHNITTKRAFT
 EFFORT MAXI DÉCOUPE



We suggest you to assembly by using a thrust mount key

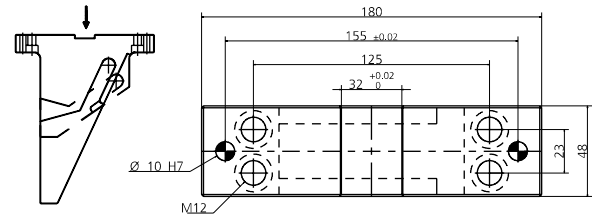


| POS. | CODE | DESCRIPTION | Q.TY |
|------|------------------------|--|----------|
| 001 | 8000.0049.0250 | CORPO CAMMA / CAM BODY / GRUNDGEHÄUSE | 1 |
| 002 | 8007.0049.0200 | SLITTA / SLIDER / LAGERKEIL | 1 |
| 003 | 8088.0049.0200.001 | PIASTRINA / PLATE / PLATTE | 1 |
| 004 | 8088.0049.0200.002 | PIASTRINA / PLATE / PLATTE | 1 |
| 005 | 8088.0049.0200.003 | PIASTRINA / PLATE / PLATTE | 1 |
| 007 | 8005.0670.0517.250.001 | PERNO / PIN / STIFT | 1 |
| 008 | 8090.0203.0050.000 | CUNEO / WEDGE / DRUCKSTÜCK 0 | 1*OPTION |
| 008 | 8090.0203.0050.605 | CUNEO / WEDGE / DRUCKSTÜCK +5 | 1*OPTION |
| 008 | 8090.0203.0050.610 | CUNEO / WEDGE / DRUCKSTÜCK +10 | 1*OPTION |
| 008 | 8090.0203.0050.615 | CUNEO / WEDGE / DRUCKSTÜCK +15 | 1*OPTION |
| 008 | 8090.0203.0050.705 | CUNEO / WEDGE / DRUCKSTÜCK -5 | 1*OPTION |
| 008 | 8090.0203.0050.710 | CUNEO / WEDGE / DRUCKSTÜCK -10 | 1*OPTION |
| 008 | 8090.0203.0050.715 | CUNEO / WEDGE / DRUCKSTÜCK -15 | 1*OPTION |
| 008 | 8090.0203.0050.720 | CUNEO / WEDGE / DRUCKSTÜCK -20 | 1*OPTION |
| 008 | 8090.0203.0050.725 | CUNEO / WEDGE / DRUCKSTÜCK -25 | 1*OPTION |
| 008 | 8090.0203.0050.730 | CUNEO / WEDGE / DRUCKSTÜCK -30 | 1*OPTION |
| 008 | 8090.0203.0050.735 | CUNEO / WEDGE / DRUCKSTÜCK -35 | 1*OPTION |
| 008 | 8090.0203.0050.740 | CUNEO / WEDGE / DRUCKSTÜCK -40 | 1*OPTION |
| 008 | 8090.0203.0050.745 | CUNEO / WEDGE / DRUCKSTÜCK -45 | 1*OPTION |
| 008 | 8090.0203.0050.750 | CUNEO / WEDGE / DRUCKSTÜCK -50 | 1*OPTION |
| 009 | 8086.1620.0280.200.001 | GUIDA ANGOLARE / SIDE PLATE L / WINKELFÜHRUNG FÜHRUNGSSCHIENE | 1 |
| 010 | 8086.1620.0280.200.002 | GUIDA ANGOLARE / SIDE PLATE L / WINKELFÜHRUNG FÜHRUNGSSCHIENE | 1 |
| 011 | 8012.1550.0340.100.001 | PIASTRA DI SCORRIMENTO / WEAR PLATE / DRUCKPLATTE | 2 |
| 012 | 8006.0215.0460.255.001 | RONDELLA / WASHER / UNTERLEGSCHEIBE | 2 |
| 013 | 8004.0620.0305.350.001 | ROTELLA / ROLLER / ROLLE | 1 |
| 014 | 9033.2644.015 | RALLA / THRUST WASHER / DRUCKSCHEIBE | 2 |
| 015 | 9020.06.10.E090 | PUNTALINO / BUMP STOP / DRUCKSTÜCK | 4 |
| 017 | 9000.0050.0019.004 | CILINDRO AD AZOTO / NITROGEN CYLINDER / STICKSTOFFZYLINDER | 1 |
| 018 | 9035.2535.300.001 | BOCCOLA / BUSH / BÜCHSE | 1 |
| 019 | 9003.0002 | SENSORE DI SICUREZZA / SECURITY SENSOR / SENSOR FÜR SICHERHEIT | 1*OPTION |
| 020 | 8087.0350.0120.080.001 | CHIAVETTA / KEY / SCHLÜSSEL | 2 |
| 021 | 8089.0198.0450.001 | DISTANZIALE / SPACER / ABSTANDSHALTER | 1 |
| 023 | 9007.06.020.129.1.4762 | VITE / SCREW / SCHRAUBE M6X20 | 4 |
| 024 | 9007.08.025.129.1.4762 | VITE / SCREW / SCHRAUBE M8X25 | 6 |
| 025 | 9007.06.012.129.1.4762 | VITE / SCREW / SCHRAUBE M6X12 | 2 |
| 026 | 9007.08.016.129.1.9327 | VITE / SCREW / SCHRAUBE M8X16 | 4 |
| 027 | 9007.06.065.129.1.4762 | VITE / SCREW / SCHRAUBE M6X65 | 1 |
| 028 | 9007.05.012.129.1.4762 | VITE / SCREW / SCHRAUBE M5X12 | 4 |

POSSIBILI INCLINAZIONI / POSSIBLE INCLINATIONS / MÖGLICHE NEIGUNGEN



008 (8090) CUNEO / WEDGE / DRUCKSTÜCK



019 (9003) SENSORE / SENSOR / SENSOR



19 PATENT PENDING

MODELLO D'ORDINE / ORDER EXAMPLE / BESTELLBEISPIEL / MODÈLE DE COMMANDE

MODEL **0149.K250** INCLINATION **+10°** OPTION CODE **9003.0002**

0149.P280 - CAM ROLLER P280

FORZA INIZIALE DI ESTRAZIONE / INITIAL EXTRACTION FORCE

170 daN

SFORZO MAX TRANCIO

7600 daN

RÜCKZUGSKRAFT / FORCE INITIALE D'EXTRACTION

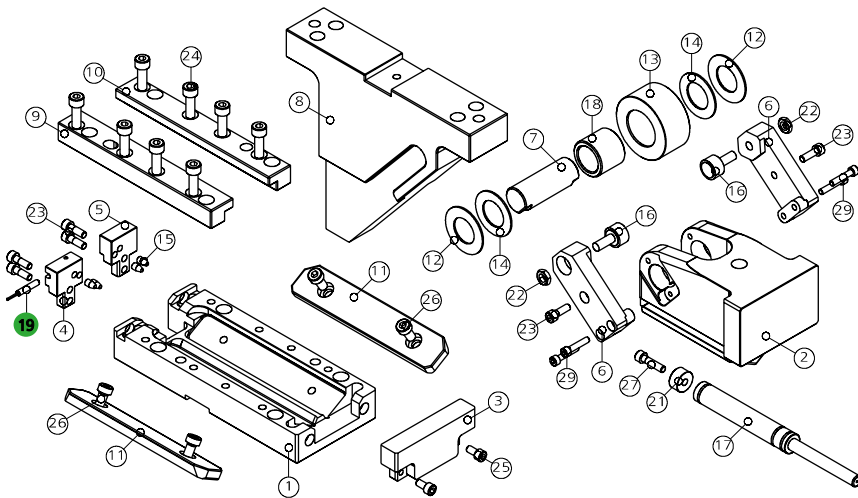
CUTTING MAX FORCE

MAXIMALE SCHNITTKRAFT
EFFORT MAXI DÉCOUPE

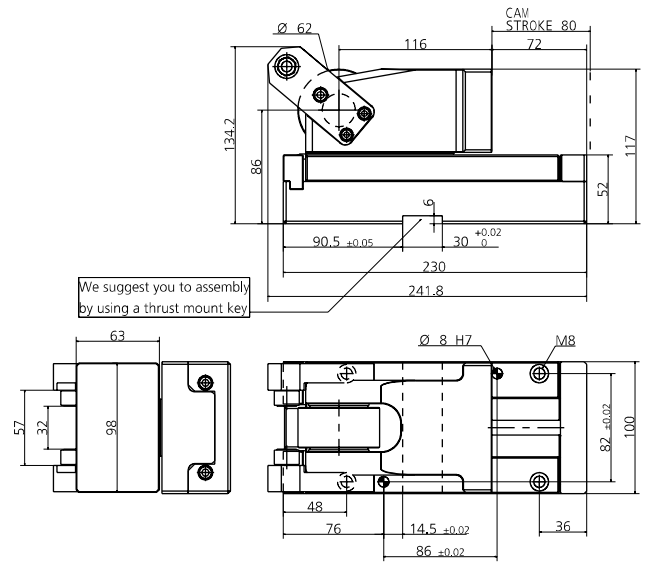
FORZA FINALE DI ESTRAZIONE / FINAL FORCE OF EXTRACTION

340 daN

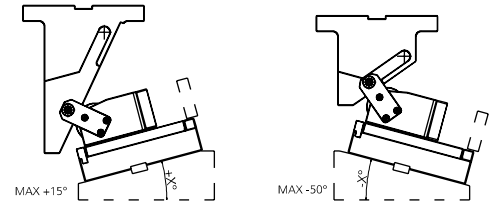
ENDKRAFT DER EXTRACTION / FORCE FINALE D'EXTRACTION



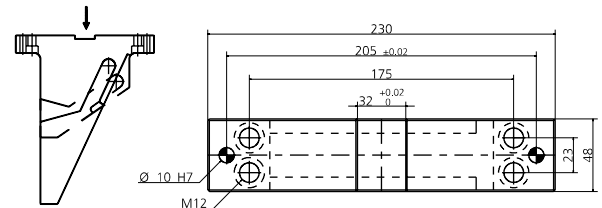
| POS. | CODE | DESCRIPTION | Q.TY |
|------|------------------------|--|----------|
| 001 | 8000.0049.0280 | CORPO CAMMA / CAM BODY / GRUNDGEHÄUSE | 1 |
| 002 | 8007.0049.0200 | SLITTA / SLIDER / LAGERKEIL | 1 |
| 003 | 8088.0049.0200.001 | PIASTRINA / PLATE / PLATTE | 1 |
| 004 | 8088.0049.0200.002 | PIASTRINA / PLATE / PLATTE | 1 |
| 005 | 8088.0049.0200.003 | PIASTRINA / PLATE / PLATTE | 1 |
| 006 | 8009.0049.0200 | STAFFA DI AGGANCIAMENTO / BRACKET ATTACHMENTS / BRACKETBEFESTIGUNG | 2 |
| 007 | 8005.0670.0517.250.001 | PERNO / PIN / STIFT | 1 |
| 008 | 8090.0203.A080.000 | CUNEO / WEDGE / DRUCKSTÜCK 0 | 1*OPTION |
| 008 | 8090.0203.A080.605 | CUNEO / WEDGE / DRUCKSTÜCK +5 | 1*OPTION |
| 008 | 8090.0203.A080.610 | CUNEO / WEDGE / DRUCKSTÜCK +10 | 1*OPTION |
| 008 | 8090.0203.A080.615 | CUNEO / WEDGE / DRUCKSTÜCK +15 | 1*OPTION |
| 008 | 8090.0203.A080.705 | CUNEO / WEDGE / DRUCKSTÜCK -5 | 1*OPTION |
| 008 | 8090.0203.A080.710 | CUNEO / WEDGE / DRUCKSTÜCK -10 | 1*OPTION |
| 008 | 8090.0203.A080.715 | CUNEO / WEDGE / DRUCKSTÜCK -15 | 1*OPTION |
| 008 | 8090.0203.A080.720 | CUNEO / WEDGE / DRUCKSTÜCK -20 | 1*OPTION |
| 008 | 8090.0203.A080.725 | CUNEO / WEDGE / DRUCKSTÜCK -25 | 1*OPTION |
| 008 | 8090.0203.A080.730 | CUNEO / WEDGE / DRUCKSTÜCK -30 | 1*OPTION |
| 008 | 8090.0203.A080.735 | CUNEO / WEDGE / DRUCKSTÜCK -35 | 1*OPTION |
| 008 | 8090.0203.A080.740 | CUNEO / WEDGE / DRUCKSTÜCK -40 | 1*OPTION |
| 008 | 8090.0203.A080.745 | CUNEO / WEDGE / DRUCKSTÜCK -45 | 1*OPTION |
| 008 | 8090.0203.A080.750 | CUNEO / WEDGE / DRUCKSTÜCK -50 | 1*OPTION |
| 009 | 8086.1920.0280.200.001 | GUIDA ANGOLARE / SIDE PLATE L / WINKELFÜHRUNG FÜHRUNGSSCHIENE | 1 |
| 010 | 8086.1920.0280.200.002 | GUIDA ANGOLARE / SIDE PLATE L / WINKELFÜHRUNG FÜHRUNGSSCHIENE | 1 |
| 011 | 8012.1750.0340.100.001 | PIASTRA DI SCORRIMENTO / WEAR PLATE / DRUCKPLATTE | 2 |
| 012 | 8006.0215.0460.255.001 | RONDELLA / WASHER / UNTERLEGSCHIBE | 2 |
| 013 | 8004.0620.0305.350.001 | ROTELLA / ROLLER / ROLLE | 1 |
| 014 | 9033.2644.015 | RALLA / THRUST WASHER / DRUCKSCHEIBE | 2 |
| 015 | 9020.06.10.E090 | PUNTALINO / BUMP STOP / DRUCKSTÜCK | 4 |
| 016 | 8005.0320.0120.190.001 | PERNO / PIN / STIFT | 2 |
| 017 | 9000.0080.0019.001 | CILINDRO AD AZOTO / NITROGEN CYLINDER / STICKSTOFFZYLINDER | 1 |
| 018 | 9035.2535.300.001 | BOCCOLA / BUSH / BUCHSE | 1 |
| 019 | 9003.0002 | SENSORE DI SICUREZZA / SECURITY SENSOR / SENSOR FÜR SICHERHEIT | 1*OPTION |
| 021 | 8089.0198.0100.001 | DISTANZIALE / SPACER / ABSTANDSHALTER | 1 |
| 022 | 9014.08.005.008.1.4035 | DADO / NUT / MUTTER M8 | 2 |
| 023 | 9007.06.020.129.1.4762 | VITE / SCREW / SCHRAUBE M6X20 | 6 |
| 024 | 9007.08.025.129.1.4762 | VITE / SCREW / SCHRAUBE M8X25 | 8 |
| 025 | 9007.06.012.129.1.4762 | VITE / SCREW / SCHRAUBE M6X12 | 2 |
| 026 | 9007.08.016.129.1.9327 | VITE / SCREW / SCHRAUBE M8X16 | 4 |
| 027 | 9007.06.025.129.1.4762 | VITE / SCREW / SCHRAUBE M6X25 | 1 |
| 029 | 9007.05.025.129.1.4762 | VITE / SCREW / SCHRAUBE M5X25 | 4 |



POSSIBILI INCLINAZIONI / POSSIBLE INCLINATIONS / MÖGLICHE NEIGUNGEN



008 (8090) CUNEO / WEDGE / DRUCKSTÜCK



019 (9003) SENSORE / SENSOR / SENSOR



19 PATENT PENDING

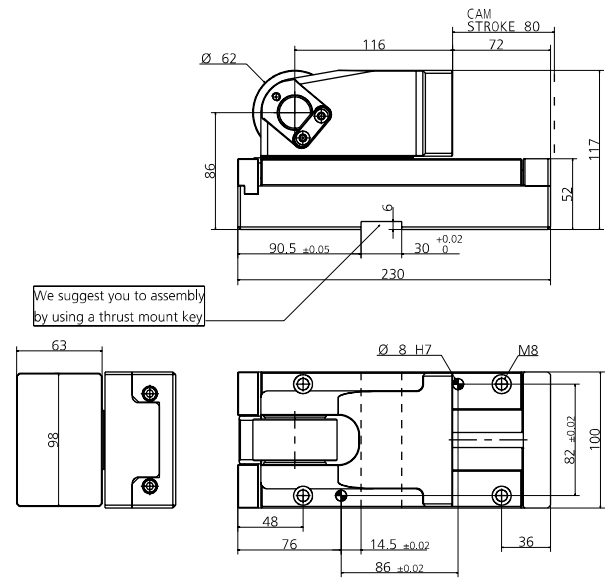
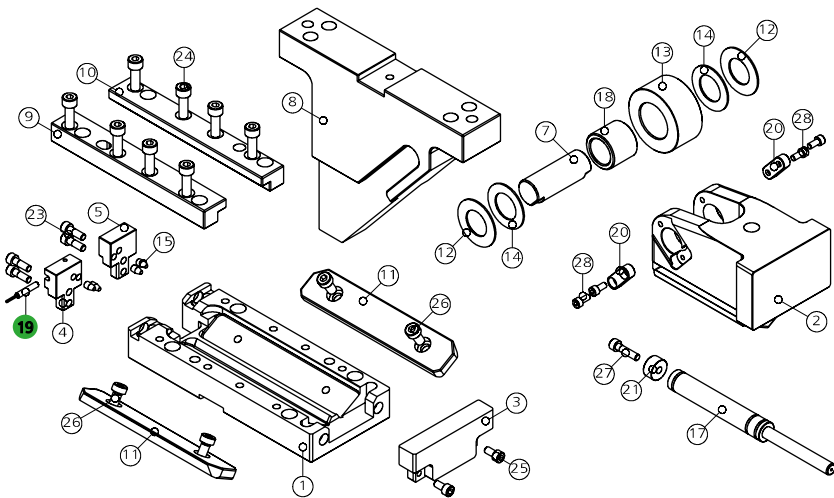
MODELLO D'ORDINE / ORDER EXAMPLE / BESTELLBEISPIEL / MODÈLE DE COMMANDE

MODEL **0149.P280** INCLINATION **+10°** OPTION CODE **9003.0002**

0149.K280 - CAM ROLLER K280

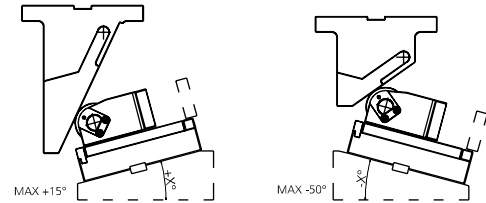
FORZA INIZIALE DI ESTRAZIONE / INITIAL EXTRACTION FORCE **170 daN**
 RÜCKZUGSKRAFT / FORCE INITIALE D'EXTRACTION
 FORZA FINALE DI ESTRAZIONE / FINAL FORCE OF EXTRACTION **340 daN**
 ENDKRAFT DER EXTRAKTION / FORCE FINALE D'EXTRACTION

SFORZO MAX TRANCIO **7600 daN**
 CUTTING MAX FORCE
 MAXIMALE SCHNITTKRAFT
 EFFORT MAXI DÉCOUPE

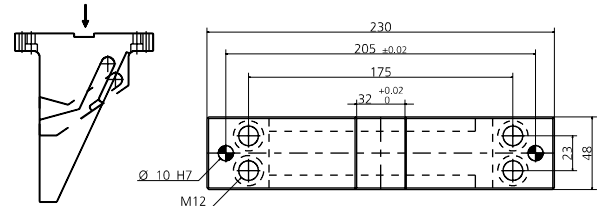


| POS. | CODE | DESCRIPTION | Q.TY |
|------|------------------------|--|----------|
| 001 | 8000.0049.0280 | CORPO CAMMA / CAM BODY / GRUNDGEHÄUSE | 1 |
| 002 | 8007.0049.0200 | SLITTA / SLIDER / LAGERKEIL | 1 |
| 003 | 8088.0049.0200.001 | PIASTRINA / PLATE / PLATTE | 1 |
| 004 | 8088.0049.0200.002 | PIASTRINA / PLATE / PLATTE | 1 |
| 005 | 8088.0049.0200.003 | PIASTRINA / PLATE / PLATTE | 1 |
| 007 | 8005.0670.0517.250.001 | PERNO / PIN / STIFT | 1 |
| 008 | 8090.0203.A080.000 | CUNEO / WEDGE / DRUCKSTÜCK 0 | 1*OPTION |
| 008 | 8090.0203.A080.605 | CUNEO / WEDGE / DRUCKSTÜCK +5 | 1*OPTION |
| 008 | 8090.0203.A080.610 | CUNEO / WEDGE / DRUCKSTÜCK +10 | 1*OPTION |
| 008 | 8090.0203.A080.615 | CUNEO / WEDGE / DRUCKSTÜCK +15 | 1*OPTION |
| 008 | 8090.0203.A080.705 | CUNEO / WEDGE / DRUCKSTÜCK -5 | 1*OPTION |
| 008 | 8090.0203.A080.710 | CUNEO / WEDGE / DRUCKSTÜCK -10 | 1*OPTION |
| 008 | 8090.0203.A080.715 | CUNEO / WEDGE / DRUCKSTÜCK -15 | 1*OPTION |
| 008 | 8090.0203.A080.720 | CUNEO / WEDGE / DRUCKSTÜCK -20 | 1*OPTION |
| 008 | 8090.0203.A080.725 | CUNEO / WEDGE / DRUCKSTÜCK -25 | 1*OPTION |
| 008 | 8090.0203.A080.730 | CUNEO / WEDGE / DRUCKSTÜCK -30 | 1*OPTION |
| 008 | 8090.0203.A080.735 | CUNEO / WEDGE / DRUCKSTÜCK -35 | 1*OPTION |
| 008 | 8090.0203.A080.740 | CUNEO / WEDGE / DRUCKSTÜCK -40 | 1*OPTION |
| 008 | 8090.0203.A080.745 | CUNEO / WEDGE / DRUCKSTÜCK -45 | 1*OPTION |
| 008 | 8090.0203.A080.750 | CUNEO / WEDGE / DRUCKSTÜCK -50 | 1*OPTION |
| 009 | 8086.1920.0280.200.001 | GUIDA ANGOLARE / SIDE PLATE L / WINKELFÜHRUNG FÜHRUNGSSCHIENE | 1 |
| 010 | 8086.1920.0280.200.002 | GUIDA ANGOLARE / SIDE PLATE L / WINKELFÜHRUNG FÜHRUNGSSCHIENE | 1 |
| 011 | 8012.1750.0340.100.001 | PIASTRA DI SCORRIMENTO / WEAR PLATE / DRUCKPLATTE | 2 |
| 012 | 8006.0215.0460.255.001 | RONDELLA / WASHER / UNTERLEGSCHEIBE | 2 |
| 013 | 8004.0620.0305.350.001 | ROTELLA / ROLLER / ROLLE | 1 |
| 014 | 9033.2644.015 | RALLA / THRUST WASHER / DRUCKSCHEIBE | 2 |
| 015 | 9020.06.10.E090 | PUNTALINO / BUMP STOP / DRUCKSTÜCK | 4 |
| 017 | 9000.0080.0019.001 | CILINDRO AD AZOTO / NITROGEN CYLINDER / STICKSTOFFZYLINDER | 1 |
| 018 | 9035.2535.300.001 | BOCCOLA / BUSH / BÜCHSE | 1 |
| 019 | 9003.0002 | SENSORE DI SICUREZZA / SECURITY SENSOR / SENSOR FÜR SICHERHEIT | 1*OPTION |
| 020 | 8087.0350.0120.080.001 | CHIAVETTA / KEY / SCHLÜSSEL | 2 |
| 021 | 8089.0198.0100.001 | DISTANZIALE / SPACER / ABSTANDSHALTER | 1 |
| 023 | 9007.06.020.129.1.4762 | VITE / SCREW / SCHRAUBE M6X20 | 4 |
| 024 | 9007.08.025.129.1.4762 | VITE / SCREW / SCHRAUBE M8X25 | 8 |
| 025 | 9007.06.012.129.1.4762 | VITE / SCREW / SCHRAUBE M6X12 | 2 |
| 026 | 9007.08.016.129.1.9327 | VITE / SCREW / SCHRAUBE M8X16 | 4 |
| 027 | 9007.06.025.129.1.4762 | VITE / SCREW / SCHRAUBE M6X25 | 1 |
| 028 | 9007.05.012.129.1.4762 | VITE / SCREW / SCHRAUBE M5X12 | 4 |

POSSIBILI INCLINAZIONI / POSSIBLE INCLINATIONS / MÖGLICHE NEIGUNGEN



008 (8090) CUNEO / WEDGE / DRUCKSTÜCK



019 (9003) SENSORE / SENSOR / SENSOR



19 PATENT PENDING

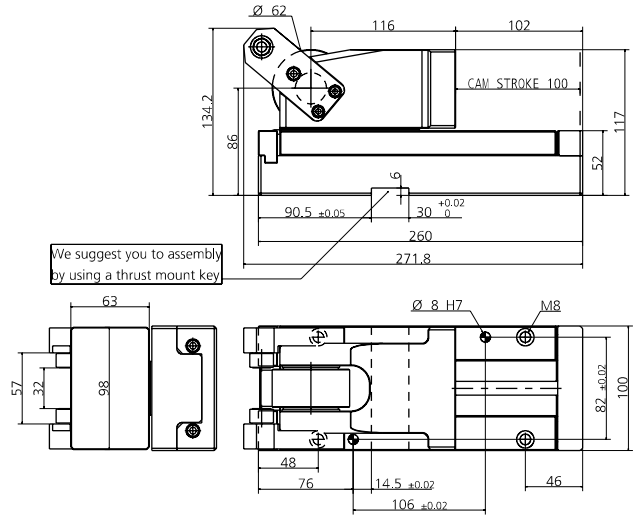
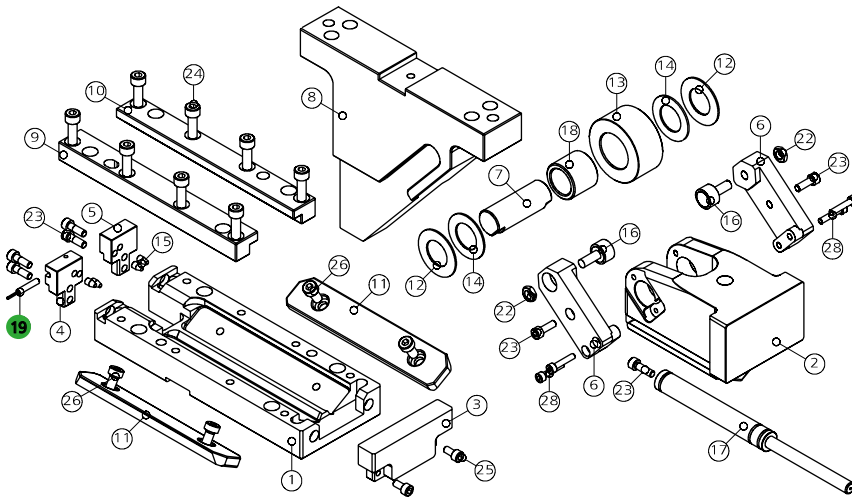
MODELLO D'ORDINE / ORDER EXAMPLE / BESTELLBEISPIEL / MODÈLE DE COMMANDE

MODEL **0149.K280** INCLINATION **+10°** OPTION CODE **9003.0002**

0149.P2A0 - CAM ROLLER P2A0

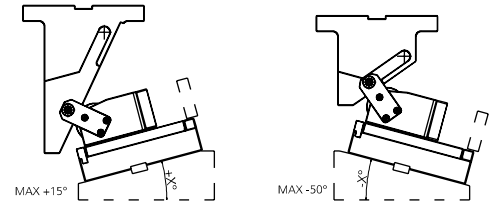
FORZA INIZIALE DI ESTRAZIONE / INITIAL EXTRACTION FORCE **170 daN**
 RÜCKZUGSKRAFT / FORCE INITIALE D'EXTRACTION
 FORZA FINALE DI ESTRAZIONE / FINAL FORCE OF EXTRACTION **360 daN**
 ENDKRAFT DER EXTRACTION / FORCE FINALE D'EXTRACTION

SFORZO MAX TRANCIO **7600 daN**
 CUTTING MAX FORCE
 MAXIMALE SCHNITTKRAFT
 EFFORT MAXI DÉCOUPE

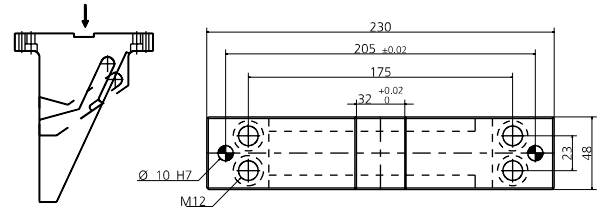


| POS. | CODE | DESCRIPTION | Q.TY |
|------|-------------------------------|--|----------|
| 001 | 8000.0049.02A0 | CORPO CAMMA / CAM BODY / GRUNDGEHÄUSE | 1 |
| 002 | 8007.0049.0200 | SLITTA / SLIDER / LAGERKEIL | 1 |
| 003 | 8088.0049.0200.001 | PIASTRINA / PLATE / PLATTE | 1 |
| 004 | 8088.0049.0200.002 | PIASTRINA / PLATE / PLATTE | 1 |
| 005 | 8088.0049.0200.003 | PIASTRINA / PLATE / PLATTE | 1 |
| 006 | 8009.0049.0200 | STAFFA DI AGGANCIO / BRACKET ATTACHMENTS / BRACKETBEFESTIGUNG | 2 |
| 007 | 8005.0670.0517.250.001 | PERNO / PIN / STIFT | 1 |
| 008 | 8090.0203.A080.000 | CUNEO / WEDGE / DRUCKSTÜCK 0 | 1*OPTION |
| 008 | 8090.0203.A080.605 | CUNEO / WEDGE / DRUCKSTÜCK +5 | 1*OPTION |
| 008 | 8090.0203.A080.610 | CUNEO / WEDGE / DRUCKSTÜCK +10 | 1*OPTION |
| 008 | 8090.0203.A080.615 | CUNEO / WEDGE / DRUCKSTÜCK +15 | 1*OPTION |
| 008 | 8090.0203.A080.705 | CUNEO / WEDGE / DRUCKSTÜCK -5 | 1*OPTION |
| 008 | 8090.0203.A080.710 | CUNEO / WEDGE / DRUCKSTÜCK -10 | 1*OPTION |
| 008 | 8090.0203.A080.715 | CUNEO / WEDGE / DRUCKSTÜCK -15 | 1*OPTION |
| 008 | 8090.0203.A080.720 | CUNEO / WEDGE / DRUCKSTÜCK -20 | 1*OPTION |
| 008 | 8090.0203.A080.725 | CUNEO / WEDGE / DRUCKSTÜCK -25 | 1*OPTION |
| 008 | 8090.0203.A080.730 | CUNEO / WEDGE / DRUCKSTÜCK -30 | 1*OPTION |
| 008 | 8090.0203.A080.735 | CUNEO / WEDGE / DRUCKSTÜCK -35 | 1*OPTION |
| 008 | 8090.0203.A080.740 | CUNEO / WEDGE / DRUCKSTÜCK -40 | 1*OPTION |
| 008 | 8090.0203.A080.745 | CUNEO / WEDGE / DRUCKSTÜCK -45 | 1*OPTION |
| 008 | 8090.0203.A080.750 | CUNEO / WEDGE / DRUCKSTÜCK -50 | 1*OPTION |
| 009 | 8086.2220.0280.200.001 | GUIDA ANGOLARE / SIDE PLATE L / WINKELFÜHRUNG FÜHRUNGSSCHIENE | 1 |
| 010 | 8086.2220.0280.200.002 | GUIDA ANGOLARE / SIDE PLATE L / WINKELFÜHRUNG FÜHRUNGSSCHIENE | 1 |
| 011 | 8012.1850.0340.100.001 | PIASTRA DI SCORRIMENTO / WEAR PLATE / DRUCKPLATTE | 2 |
| 012 | 8006.0215.0460.255.001 | RONDELLA / WASHER / UNTERLEGSCHIEBE | 2 |
| 013 | 8004.0620.0305.350.001 | ROTELLA / ROLLER / ROLLE | 1 |
| 014 | 9033.2644.015 | RALLA / THRUST WASHER / DRUCKSCHEIBE | 2 |
| 015 | 9020.06.10.E090 | PUNTALINO / BUMP STOP / DRUCKSTÜCK | 4 |
| 016 | 8005.0320.0120.190.001 | PERNO / PIN / STIFT | 2 |
| 017 | 9000.0100.0019.001 | CILINDRO AD AZOTO / NITROGEN CYLINDER / STICKSTOFFZYLINDER | 1 |
| 018 | 9035.2535.300.001 | BOCCOLA / BUSH / BUCHSE | 1 |
| 019 | 9003.0002 | SENSORE DI SICUREZZA / SECURITY SENSOR / SENSOR FÜR SICHERHEIT | 1*OPTION |
| 022 | 9014.08.005.008.1.4035 | DADO / NUT / MUTTER M8 | 2 |
| 023 | 9007.06.020.129.1.4762 | VITE / SCREW / SCHRAUBE M6X20 | 7 |
| 024 | 9007.08.025.129.1.4762 | VITE / SCREW / SCHRAUBE M8X25 | 8 |
| 025 | 9007.06.012.129.1.4762 | VITE / SCREW / SCHRAUBE M6X12 | 2 |
| 026 | 9007.08.016.129.1.9327 | VITE / SCREW / SCHRAUBE M8X16 | 4 |
| 028 | 9007.05.025.129.1.4762 | VITE / SCREW / SCHRAUBE M5X25 | 4 |

POSSIBILI INCLINAZIONI / POSSIBLE INCLINATIONS / MÖGLICHE NEIGUNGEN



008 (8090) CUNEO / WEDGE / DRUCKSTÜCK



019 (9003) SENSORE / SENSOR / SENSOR



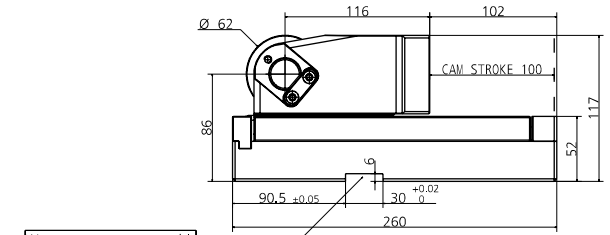
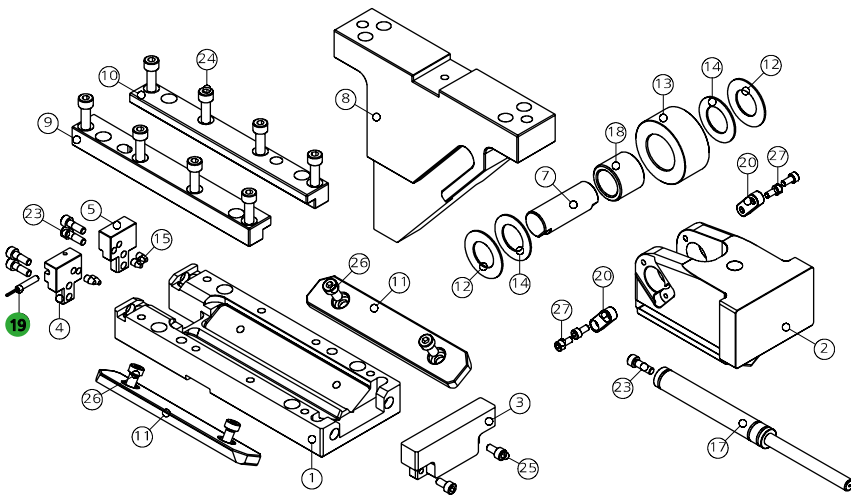
19 PATENT PENDING

MODELLO D'ORDINE / ORDER EXAMPLE / BESTELLBEISPIEL / MODÈLE DE COMMANDE

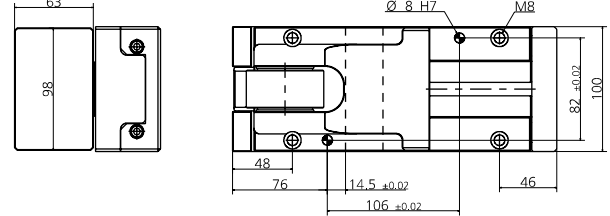
MODEL **0149.P2A0** INCLINATION **+10°** OPTION CODE **9003.0002**

0149.K2A0 - CAM ROLLER K2A0

FORZA INIZIALE DI ESTRAZIONE / INITIAL EXTRACTION FORCE **170 daN** SFORZO MAX TRANCIO **7600 daN**
 RÜCKZUGSKRAFT / FORCE INITIALE D'EXTRACTION
 FORZA FINALE DI ESTRAZIONE / FINAL FORCE OF EXTRACTION **360 daN** CUTTING MAX FORCE
 ENDKRAFT DER EXTRAKTION / FORCE FINALE D'EXTRACTION MAXIMALE SCHNITTKRAFT
 EFFORT MAXI DÉCOUPE

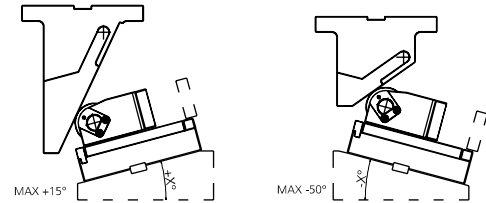


We suggest you to assembly by using a thrust mount key

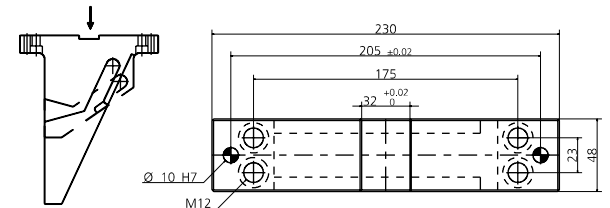


| POS. | CODE | DESCRIPTION | Q.TY |
|------|------------------------|--|----------|
| 001 | 8000.0049.02A0 | CORPO CAMMA / CAM BODY / GRUNDGEHÄUSE | 1 |
| 002 | 8007.0049.0200 | SLITTA / SLIDER / LAGERKEIL | 1 |
| 003 | 8088.0049.0200.001 | PIASTRINA / PLATE / PLATTE | 1 |
| 004 | 8088.0049.0200.002 | PIASTRINA / PLATE / PLATTE | 1 |
| 005 | 8088.0049.0200.003 | PIASTRINA / PLATE / PLATTE | 1 |
| 007 | 8005.0670.0517.250.001 | PERNO / PIN / STIFT | 1 |
| 008 | 8090.0203.A080.000 | CUNEO / WEDGE / DRUCKSTÜCK 0 | 1*OPTION |
| 008 | 8090.0203.A080.605 | CUNEO / WEDGE / DRUCKSTÜCK +5 | 1*OPTION |
| 008 | 8090.0203.A080.610 | CUNEO / WEDGE / DRUCKSTÜCK +10 | 1*OPTION |
| 008 | 8090.0203.A080.615 | CUNEO / WEDGE / DRUCKSTÜCK +15 | 1*OPTION |
| 008 | 8090.0203.A080.705 | CUNEO / WEDGE / DRUCKSTÜCK -5 | 1*OPTION |
| 008 | 8090.0203.A080.710 | CUNEO / WEDGE / DRUCKSTÜCK -10 | 1*OPTION |
| 008 | 8090.0203.A080.715 | CUNEO / WEDGE / DRUCKSTÜCK -15 | 1*OPTION |
| 008 | 8090.0203.A080.720 | CUNEO / WEDGE / DRUCKSTÜCK -20 | 1*OPTION |
| 008 | 8090.0203.A080.725 | CUNEO / WEDGE / DRUCKSTÜCK -25 | 1*OPTION |
| 008 | 8090.0203.A080.730 | CUNEO / WEDGE / DRUCKSTÜCK -30 | 1*OPTION |
| 008 | 8090.0203.A080.735 | CUNEO / WEDGE / DRUCKSTÜCK -35 | 1*OPTION |
| 008 | 8090.0203.A080.740 | CUNEO / WEDGE / DRUCKSTÜCK -40 | 1*OPTION |
| 008 | 8090.0203.A080.745 | CUNEO / WEDGE / DRUCKSTÜCK -45 | 1*OPTION |
| 008 | 8090.0203.A080.750 | CUNEO / WEDGE / DRUCKSTÜCK -50 | 1*OPTION |
| 009 | 8086.2220.0280.200.001 | GUIDA ANGOLARE / SIDE PLATE L / WINKELFÜHRUNG FÜHRUNGSSCHIENE | 1 |
| 010 | 8086.2220.0280.200.002 | GUIDA ANGOLARE / SIDE PLATE L / WINKELFÜHRUNG FÜHRUNGSSCHIENE | 1 |
| 011 | 8012.1850.0340.100.001 | PIASTRA DI SCORRIMENTO / WEAR PLATE / DRUCKPLATTE | 2 |
| 012 | 8006.0215.0460.255.001 | RONDELLA / WASHER / UNTERLEGSCHIBE | 2 |
| 013 | 8004.0620.0305.350.001 | ROTELLA / ROLLER / ROLLE | 1 |
| 014 | 9033.2644.015 | RALLA / THRUST WASHER / DRUCKSCHEIBE | 2 |
| 015 | 9020.06.10.E090 | PUNTALINO / BUMP STOP / DRUCKSTÜCK | 4 |
| 017 | 9000.0100.0019.001 | CILINDRO AD AZOTO / NITROGEN CYLINDER / STICKSTOFFZYLINDER | 1 |
| 018 | 9035.2535.300.001 | BOCCOLA / BUSH / BÜCHSE | 1 |
| 019 | 9003.0002 | SENSORE DI SICUREZZA / SECURITY SENSOR / SENSOR FÜR SICHERHEIT | 1*OPTION |
| 020 | 8087.0350.0120.080.001 | CHIAVETTA / KEY / SCHLÜSSEL | 2 |
| 023 | 9007.06.020.129.1.4762 | PUNTALINO / BUMP STOP / DRUCKSTÜCK | 5 |
| 024 | 9007.08.025.129.1.4762 | VITE / SCREW / SCHRAUBE M8X25 | 8 |
| 025 | 9007.06.012.129.1.4762 | VITE / SCREW / SCHRAUBE M6X12 | 2 |
| 026 | 9007.08.016.129.1.9327 | VITE / SCREW / SCHRAUBE M8X16 | 4 |
| 027 | 9007.05.012.129.1.4762 | VITE / SCREW / SCHRAUBE M5X12 | 4 |

POSSIBILI INCLINAZIONI / POSSIBLE INCLINATIONS / MÖGLICHE NEIGUNGEN



008 (8090) CUNEO / WEDGE / DRUCKSTÜCK



019 (9003) SENSORE / SENSOR / SENSOR



19 PATENT PENDING

MODELLO D'ORDINE / ORDER EXAMPLE / BESTELLBEISPIEL / MODÈLE DE COMMANDE

MODEL **0149.K2A0** INCLINATION **+10°** OPTION CODE **9003.0002**

0149.P350 - CAM ROLLER P350

FORZA INIZIALE DI ESTRAZIONE / INITIAL EXTRACTION FORCE

320 daN

SFORZO MAX TRANCIO 14200 daN

RÜCKZUGSKRAFT / FORCE INITIALE D'EXTRACTION

CUTTING MAX FORCE

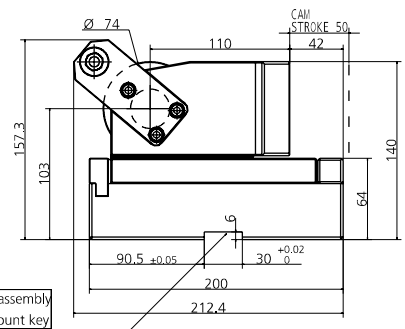
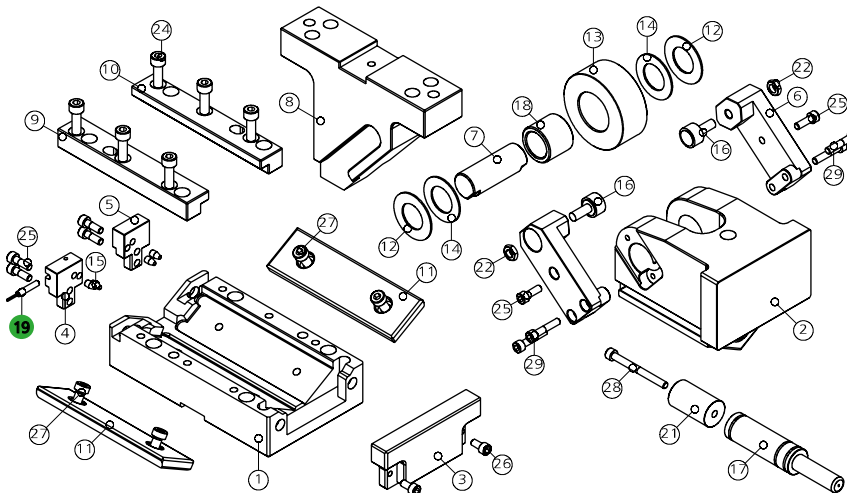
FORZA FINALE DI ESTRAZIONE / FINAL FORCE OF EXTRACTION

636 daN

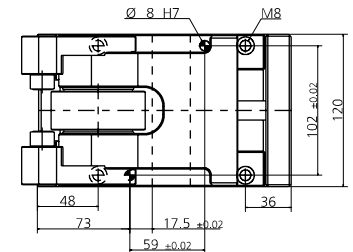
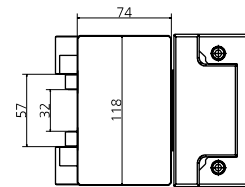
MAXIMALE SCHNITTKRAFT

ENDKRAFT DER EXTRACTION / FORCE FINALE D'EXTRACTION

EFFORT MAXI DÉCOUPE

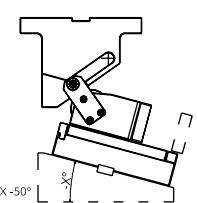
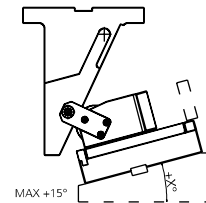


We suggest you to assembly by using a thrust mount key

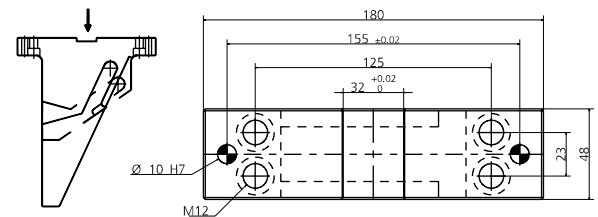


| POS. | CODE | DESCRIPTION | Q.TY |
|------|------------------------|--|----------|
| 001 | 8000.0049.0350 | CORPO CAMMA / CAM BODY / GRUNDGEHÄUSE | 1 |
| 002 | 8007.0049.0300 | SLITTA / SLIDER / LAGERKEIL | 1 |
| 003 | 8088.0049.0300.001 | PIASTRINA / PLATE / PLATTE | 1 |
| 004 | 8088.0049.0300.002 | PIASTRINA / PLATE / PLATTE | 1 |
| 005 | 8088.0049.0300.003 | PIASTRINA / PLATE / PLATTE | 1 |
| 006 | 8009.0049.0300 | STAFFA DI AGGANCIO / BRACKET ATTACHMENTS / BRACKETBEFESTIGUNG | 2 |
| 007 | 8005.0860.0677.300.001 | PERNO / PIN / STIFT | 1 |
| 008 | 8090.0203.0050.000 | CUNEO / WEDGE / DRUCKSTÜCK 0 | 1*OPTION |
| 008 | 8090.0203.0050.605 | CUNEO / WEDGE / DRUCKSTÜCK +5 | 1*OPTION |
| 008 | 8090.0203.0050.610 | CUNEO / WEDGE / DRUCKSTÜCK +10 | 1*OPTION |
| 008 | 8090.0203.0050.615 | CUNEO / WEDGE / DRUCKSTÜCK +15 | 1*OPTION |
| 008 | 8090.0203.0050.705 | CUNEO / WEDGE / DRUCKSTÜCK -5 | 1*OPTION |
| 008 | 8090.0203.0050.710 | CUNEO / WEDGE / DRUCKSTÜCK -10 | 1*OPTION |
| 008 | 8090.0203.0050.715 | CUNEO / WEDGE / DRUCKSTÜCK -15 | 1*OPTION |
| 008 | 8090.0203.0050.720 | CUNEO / WEDGE / DRUCKSTÜCK -20 | 1*OPTION |
| 008 | 8090.0203.0050.725 | CUNEO / WEDGE / DRUCKSTÜCK -25 | 1*OPTION |
| 008 | 8090.0203.0050.730 | CUNEO / WEDGE / DRUCKSTÜCK -30 | 1*OPTION |
| 008 | 8090.0203.0050.735 | CUNEO / WEDGE / DRUCKSTÜCK -35 | 1*OPTION |
| 008 | 8090.0203.0050.740 | CUNEO / WEDGE / DRUCKSTÜCK -40 | 1*OPTION |
| 008 | 8090.0203.0050.745 | CUNEO / WEDGE / DRUCKSTÜCK -45 | 1*OPTION |
| 008 | 8090.0203.0050.750 | CUNEO / WEDGE / DRUCKSTÜCK -50 | 1*OPTION |
| 009 | 8086.1620.0280.200.001 | GUIDA ANGOLARE / SIDE PLATE L / WINKELFÜHRUNG FÜHRUNGSSCHIENE | 1 |
| 010 | 8086.1620.0280.200.002 | GUIDA ANGOLARE / SIDE PLATE L / WINKELFÜHRUNG FÜHRUNGSSCHIENE | 1 |
| 011 | 8012.1570.0450.100.001 | PIASTRA DI SCORRIMENTO / WEAR PLATE / DRUCKPLATTE | 2 |
| 012 | 8006.0215.0560.305.001 | RONDELLA / WASHER / UNTERLEGSCHIBE | 2 |
| 013 | 8004.0740.0305.380.001 | ROTELLA / ROLLER / ROLLE | 1 |
| 014 | 9033.3254.015 | RALLA / THRUST WASHER / DRUCKSCHEIBE | 2 |
| 015 | 9020.06.10.E090 | PUNTALINO / BUMP STOP / DRUCKSTÜCK | 4 |
| 016 | 8005.0320.0120.190.001 | PERNO / PIN / STIFT | 2 |
| 017 | 9000.0050.0025.004 | CILINDRO AD AZOTO / NITROGEN CYLINDER / STICKSTOFFZYLINDER | 1 |
| 018 | 9035.3038.300.001 | BOCCOLA / BUSH / BUCHSE | 1 |
| 019 | 9003.0002 | SENSORE DI SICUREZZA / SECURITY SENSOR / SENSOR FÜR SICHERHEIT | 1*OPTION |
| 021 | 8089.0258.0450.001 | DISTANZIALE / SPACER / ABSTANDSHALTER | 1 |
| 022 | 9014.08.005.008.1.4035 | DADO / NUT / MUTTER M8 | 2 |
| 024 | 9007.08.025.129.1.4762 | VITE / SCREW / SCHRAUBE M8X25 | 6 |
| 025 | 9007.06.020.129.1.4762 | VITE / SCREW / SCHRAUBE M6X20 | 6 |
| 026 | 9007.06.012.129.1.4762 | VITE / SCREW / SCHRAUBE M6X12 | 2 |
| 027 | 9007.08.016.129.1.9327 | VITE / SCREW / SCHRAUBE M8X16 | 4 |
| 028 | 9007.06.060.129.1.4762 | VITE / SCREW / SCHRAUBE M6X60 | 1 |
| 029 | 9007.06.030.129.1.4762 | VITE / SCREW / SCHRAUBE M6X30 | 4 |

POSSIBILI INCLINAZIONI / POSSIBLE INCLINATIONS / MÖGLICHE NEIGUNGEN



008 (8090) CUNEO / WEDGE / DRUCKSTÜCK



019 (9003) SENSORE / SENSOR / SENSOR



19 PATENT PENDING

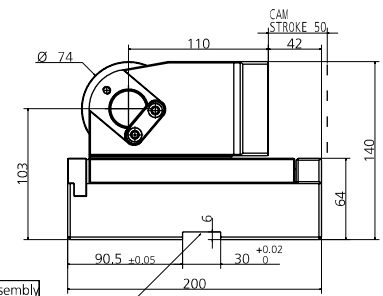
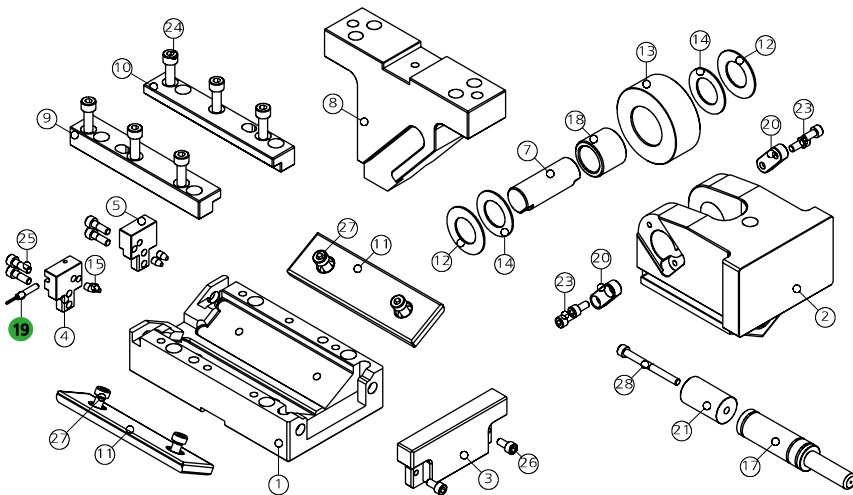
MODELLO D'ORDINE / ORDER EXAMPLE / BESTELLBEISPIEL / MODÈLE DE COMMANDE

MODEL **0149.P350** INCLINATION **+10°** OPTION CODE **9003.0002**

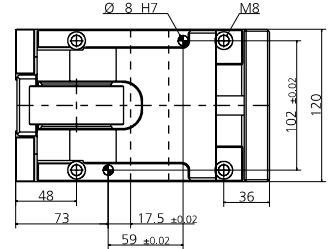
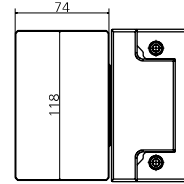
0149.K350 - CAM ROLLER K350

FORZA INIZIALE DI ESTRAZIONE / INITIAL EXTRACTION FORCE **320 daN**
 RÜCKZUGSKRAFT / FORCE INITIALE D'EXTRACTION
 FORZA FINALE DI ESTRAZIONE / FINAL FORCE OF EXTRACTION **636 daN**
 ENDKRAFT DER EXTRACTION / FORCE FINALE D'EXTRACTION

SFORZO MAX TRANCIO **14200 daN**
 CUTTING MAX FORCE
 MAXIMALE SCHNITTKRAFT
 EFFORT MAXI DÉCOUPE

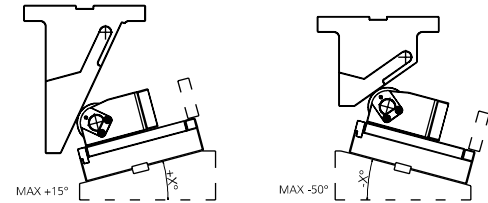


We suggest you to assembly by using a thrust mount key

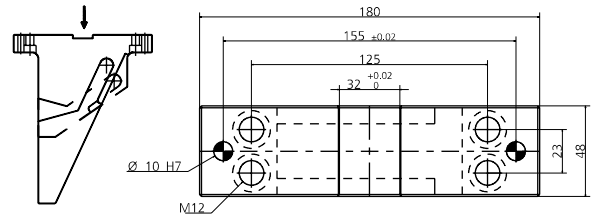


| POS. | CODE | DESCRIPTION | Q.TY |
|------|------------------------|--|----------|
| 001 | 8000.0049.0350 | CORPO CAMMA / CAM BODY / GRUNDGEHÄUSE | 1 |
| 002 | 8007.0049.0300 | SLITTA / SLIDER / LAGERKEIL | 1 |
| 003 | 8088.0049.0300.001 | PIASTRINA / PLATE / PLATTE | 1 |
| 004 | 8088.0049.0300.002 | PIASTRINA / PLATE / PLATTE | 1 |
| 005 | 8088.0049.0300.003 | PIASTRINA / PLATE / PLATTE | 1 |
| 007 | 8005.0860.0677.300.001 | PERNO / PIN / STIFT | 1 |
| 008 | 8090.0203.0050.000 | CUNEO / WEDGE / DRUCKSTÜCK 0 | 1*OPTION |
| 008 | 8090.0203.0050.605 | CUNEO / WEDGE / DRUCKSTÜCK +5 | 1*OPTION |
| 008 | 8090.0203.0050.610 | CUNEO / WEDGE / DRUCKSTÜCK +10 | 1*OPTION |
| 008 | 8090.0203.0050.615 | CUNEO / WEDGE / DRUCKSTÜCK +15 | 1*OPTION |
| 008 | 8090.0203.0050.705 | CUNEO / WEDGE / DRUCKSTÜCK -5 | 1*OPTION |
| 008 | 8090.0203.0050.710 | CUNEO / WEDGE / DRUCKSTÜCK -10 | 1*OPTION |
| 008 | 8090.0203.0050.715 | CUNEO / WEDGE / DRUCKSTÜCK -15 | 1*OPTION |
| 008 | 8090.0203.0050.720 | CUNEO / WEDGE / DRUCKSTÜCK -20 | 1*OPTION |
| 008 | 8090.0203.0050.725 | CUNEO / WEDGE / DRUCKSTÜCK -25 | 1*OPTION |
| 008 | 8090.0203.0050.730 | CUNEO / WEDGE / DRUCKSTÜCK -30 | 1*OPTION |
| 008 | 8090.0203.0050.735 | CUNEO / WEDGE / DRUCKSTÜCK -35 | 1*OPTION |
| 008 | 8090.0203.0050.740 | CUNEO / WEDGE / DRUCKSTÜCK -40 | 1*OPTION |
| 008 | 8090.0203.0050.745 | CUNEO / WEDGE / DRUCKSTÜCK -45 | 1*OPTION |
| 008 | 8090.0203.0050.750 | CUNEO / WEDGE / DRUCKSTÜCK -50 | 1*OPTION |
| 009 | 8086.1620.0280.200.001 | GUIDA ANGOLARE / SIDE PLATE L / WINKELFÜHRUNG FÜHRUNGSSCHIENE | 1 |
| 010 | 8086.1620.0280.200.002 | GUIDA ANGOLARE / SIDE PLATE L / WINKELFÜHRUNG FÜHRUNGSSCHIENE | 1 |
| 011 | 8012.1570.0450.100.001 | PIASTRA DI SCORRIMENTO / WEAR PLATE / DRUCKPLATTE | 2 |
| 012 | 8006.0215.0560.305.001 | RONDELLA / WASHER / UNTERLEGSCHEIBE | 2 |
| 013 | 8004.0740.0305.380.001 | ROTELLA / ROLLER / ROLLE | 1 |
| 014 | 9033.3254.015 | RALLA / THRUST WASHER / DRUCKSCHEIBE | 2 |
| 015 | 9020.06.10.E090 | PUNTALINO / BUMP STOP / DRUCKSTÜCK | 4 |
| 017 | 9000.0050.0025.004 | CILINDRO AD AZOTO / NITROGEN CYLINDER / STICKSTOFFZYLINDER | 1 |
| 018 | 9035.3038.300.001 | BOCCOLA / BUSH / BÜCHSE | 1 |
| 019 | 9003.0002 | SENSORE DI SICUREZZA / SECURITY SENSOR / SENSOR FÜR SICHERHEIT | 1*OPTION |
| 020 | 8087.0400.0140.090.001 | CHIAVETTA / KEY / SCHLÜSSEL | 2 |
| 021 | 8089.0258.0450.001 | DISTANZIALE / SPACER / ABSTANDSHALTER | 1 |
| 023 | 9007.06.016.129.1.4762 | VITE / SCREW / SCHRAUBE M6X16 | 4 |
| 024 | 9007.08.025.129.1.4762 | VITE / SCREW / SCHRAUBE M8X25 | 6 |
| 025 | 9007.06.020.129.1.4762 | VITE / SCREW / SCHRAUBE M6X20 | 4 |
| 026 | 9007.06.012.129.1.4762 | VITE / SCREW / SCHRAUBE M6X12 | 2 |
| 027 | 9007.08.016.129.1.9327 | VITE / SCREW / SCHRAUBE M8X16 | 4 |
| 028 | 9007.06.060.129.1.4762 | VITE / SCREW / SCHRAUBE M6X60 | 1 |

POSSIBILI INCLINAZIONI / POSSIBLE INCLINATIONS / MÖGLICHE NEIGUNGEN



008 (8090) CUNEO / WEDGE / DRUCKSTÜCK



019 (9003) SENSORE / SENSOR / SENSOR



19 PATENT PENDING

MODELLO D'ORDINE / ORDER EXAMPLE / BESTELLBEISPIEL / MODÈLE DE COMMANDE

MODEL **0149.K350** INCLINATION **+10°** OPTION CODE **9003.0002**

0149.P380 - CAM ROLLER P380

FORZA INIZIALE DI ESTRAZIONE / INITIAL EXTRACTION FORCE

320 daN

SFORZO MAX TRANCIO 14200 daN

RÜCKZUGSKRAFT / FORCE INITIALE D'EXTRACTION

CUTTING MAX FORCE

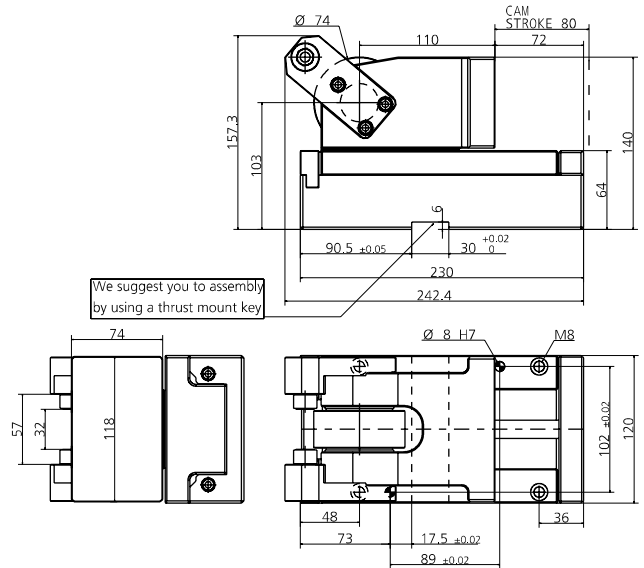
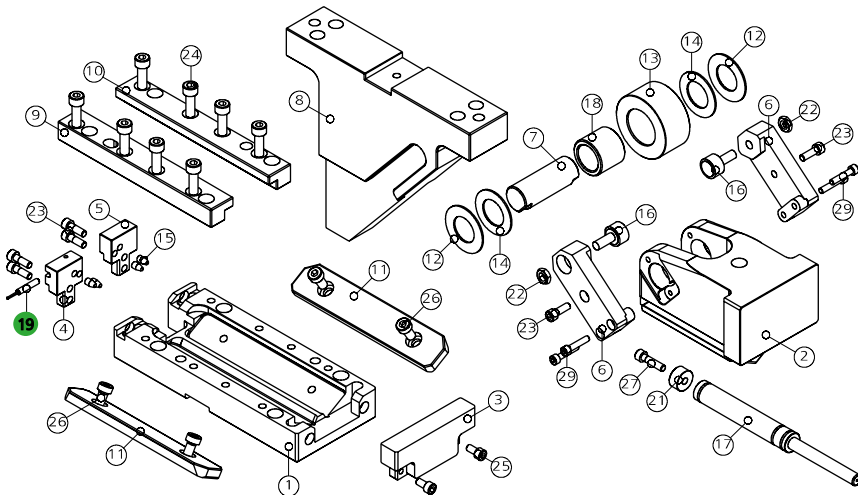
FORZA FINALE DI ESTRAZIONE / FINAL FORCE OF EXTRACTION

643 daN

MAXIMALE SCHNITTKRAFT

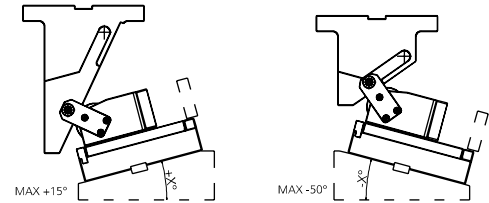
ENDKRAFT DER EXTRACTION / FORCE FINALE D'EXTRACTION

EFFORT MAXI DÉCOUPE

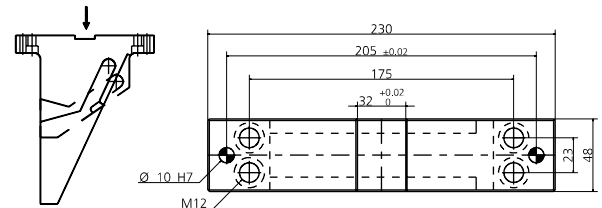


| POS. | CODE | DESCRIPTION | Q.TY |
|------|------------------------|--|----------|
| 001 | 8000.0049.0380 | CORPO CAMMA / CAM BODY / GRUNDGEHÄUSE | 1 |
| 002 | 8007.0049.0300 | SLITTA / SLIDER / LAGERKEIL | 1 |
| 003 | 8088.0049.0300.001 | PIASTRINA / PLATE / PLATTE | 1 |
| 004 | 8088.0049.0300.002 | PIASTRINA / PLATE / PLATTE | 1 |
| 005 | 8088.0049.0300.003 | PIASTRINA / PLATE / PLATTE | 1 |
| 006 | 8009.0049.0300 | STAFFA DI AGGANCIO / BRACKET ATTACHMENTS / BRACKETBEFESTIGUNG | 2 |
| 007 | 8005.0860.0677.300.001 | PERNO / PIN / STIFT | 1 |
| 008 | 8090.0203.A080.000 | CUNEO / WEDGE / DRUCKSTÜCK 0 | 1*OPTION |
| 008 | 8090.0203.A080.605 | CUNEO / WEDGE / DRUCKSTÜCK +5 | 1*OPTION |
| 008 | 8090.0203.A080.610 | CUNEO / WEDGE / DRUCKSTÜCK +10 | 1*OPTION |
| 008 | 8090.0203.A080.615 | CUNEO / WEDGE / DRUCKSTÜCK +15 | 1*OPTION |
| 008 | 8090.0203.A080.705 | CUNEO / WEDGE / DRUCKSTÜCK -5 | 1*OPTION |
| 008 | 8090.0203.A080.710 | CUNEO / WEDGE / DRUCKSTÜCK -10 | 1*OPTION |
| 008 | 8090.0203.A080.715 | CUNEO / WEDGE / DRUCKSTÜCK -15 | 1*OPTION |
| 008 | 8090.0203.A080.720 | CUNEO / WEDGE / DRUCKSTÜCK -20 | 1*OPTION |
| 008 | 8090.0203.A080.725 | CUNEO / WEDGE / DRUCKSTÜCK -25 | 1*OPTION |
| 008 | 8090.0203.A080.730 | CUNEO / WEDGE / DRUCKSTÜCK -30 | 1*OPTION |
| 008 | 8090.0203.A080.735 | CUNEO / WEDGE / DRUCKSTÜCK -35 | 1*OPTION |
| 008 | 8090.0203.A080.740 | CUNEO / WEDGE / DRUCKSTÜCK -40 | 1*OPTION |
| 008 | 8090.0203.A080.745 | CUNEO / WEDGE / DRUCKSTÜCK -45 | 1*OPTION |
| 008 | 8090.0203.A080.750 | CUNEO / WEDGE / DRUCKSTÜCK -50 | 1*OPTION |
| 009 | 8086.1920.0280.200.001 | GUIDA ANGOLARE / SIDE PLATE L / WINKELFÜHRUNG FÜHRUNGSSCHIENE | 1 |
| 010 | 8086.1920.0280.200.002 | GUIDA ANGOLARE / SIDE PLATE L / WINKELFÜHRUNG FÜHRUNGSSCHIENE | 1 |
| 011 | 8012.1800.0450.100.001 | PIASTRA DI SCORRIMENTO / WEAR PLATE / DRUCKPLATTE | 2 |
| 012 | 8006.0215.0560.305.001 | RONDELLA / WASHER / UNTERLEGSCHIBE | 2 |
| 013 | 8004.0740.0305.380.001 | ROTELLA / ROLLER / ROLLE | 1 |
| 014 | 9033.3254.015 | RALLA / THRUST WASHER / DRUCKSCHEIBE | 2 |
| 015 | 9020.06.10.E090 | PUNTALINO / BUMP STOP / DRUCKSTÜCK | 4 |
| 016 | 8005.0320.0120.190.001 | PERNO / PIN / STIFT | 2 |
| 017 | 9000.0080.0025.001 | CILINDRO AD AZOTO / NITROGEN CYLINDER / STICKSTOFFZYLINDER | 1 |
| 018 | 9035.3038.300.001 | BOCCOLA / BUSH / BUCHSE | 1 |
| 019 | 9003.0002 | SENSORE DI SICUREZZA / SECURITY SENSOR / SENSOR FÜR SICHERHEIT | 1*OPTION |
| 021 | 8089.0258.0100.001 | DISTANZIALE / SPACER / ABSTANDSHALTER | 1 |
| 022 | 9014.08.005.008.1.4035 | DADO / NUT / MUTTER M8 | 2 |
| 024 | 9007.08.025.129.1.4762 | VITE / SCREW / SCHRAUBE M8X25 | 8 |
| 025 | 9007.06.020.129.1.4762 | VITE / SCREW / SCHRAUBE M6X20 | 6 |
| 026 | 9007.06.012.129.1.4762 | VITE / SCREW / SCHRAUBE M6X12 | 2 |
| 027 | 9007.08.016.129.1.9327 | VITE / SCREW / SCHRAUBE M8X16 | 4 |
| 028 | 9007.06.030.129.1.4762 | VITE / SCREW / SCHRAUBE M6X30 | 5 |

POSSIBILI INCLINAZIONI / POSSIBLE INCLINATIONS / MÖGLICHE NEIGUNGEN



008 (8090) CUNEO / WEDGE / DRUCKSTÜCK



019 (9003) SENSORE / SENSOR / SENSOR



19 PATENT PENDING

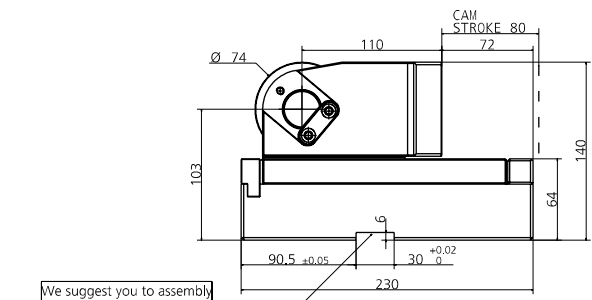
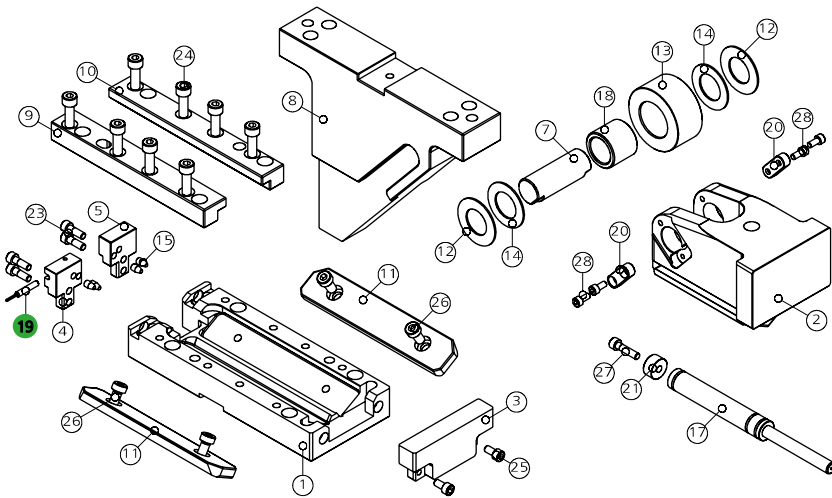
MODELLO D'ORDINE / ORDER EXAMPLE / BESTELLBEISPIEL / MODÈLE DE COMMANDE

MODEL **0149.P380** INCLINATION **+10°** OPTION CODE **9003.0002**

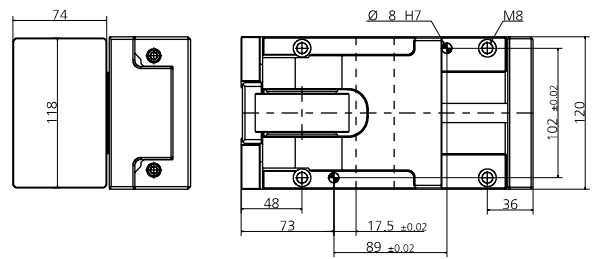
0149.K380 - CAM ROLLER K380

FORZA INIZIALE DI ESTRAZIONE / INITIAL EXTRACTION FORCE **320 daN**
 RÜCKZUGSKRAFT / FORCE INITIALE D'EXTRACTION
 FORZA FINALE DI ESTRAZIONE / FINAL FORCE OF EXTRACTION **643 daN**
 ENDKRAFT DER EXTRAKTION / FORCE FINALE D'EXTRACTION

SFORZO MAX TRANCIO **14200 daN**
 CUTTING MAX FORCE
 MAXIMALE SCHNITTKRAFT
 EFFORT MAXI DÉCOUPE

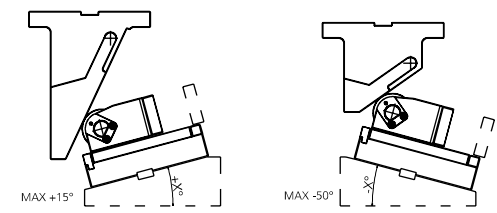


We suggest you to assembly by using a thrust mount key

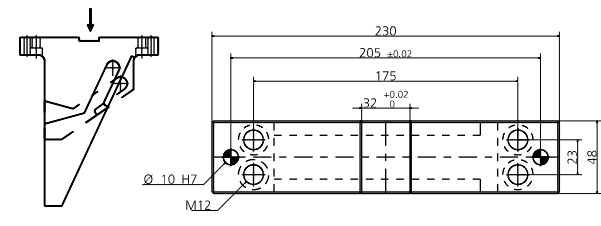


| POS. | CODE | DESCRIPTION | Q.TY |
|------|------------------------|--|----------|
| 001 | 8000.0049.0380 | CORPO CAMMA / CAM BODY / GRUNDGEHÄUSE | 1 |
| 002 | 8007.0049.0300 | SLITTA / SLIDER / LAGERKEIL | 1 |
| 003 | 8088.0049.0300.001 | PIASTRINA / PLATE / PLATTE | 1 |
| 004 | 8088.0049.0300.002 | PIASTRINA / PLATE / PLATTE | 1 |
| 005 | 8088.0049.0300.003 | PIASTRINA / PLATE / PLATTE | 1 |
| 007 | 8005.0860.0677.300.001 | PERNO / PIN / STIFT | 1 |
| 008 | 8090.0203.A080.000 | CUNEO / WEDGE / DRUCKSTÜCK 0 | 1*OPTION |
| 008 | 8090.0203.A080.605 | CUNEO / WEDGE / DRUCKSTÜCK +5 | 1*OPTION |
| 008 | 8090.0203.A080.610 | CUNEO / WEDGE / DRUCKSTÜCK +10 | 1*OPTION |
| 008 | 8090.0203.A080.615 | CUNEO / WEDGE / DRUCKSTÜCK +15 | 1*OPTION |
| 008 | 8090.0203.A080.705 | CUNEO / WEDGE / DRUCKSTÜCK -5 | 1*OPTION |
| 008 | 8090.0203.A080.710 | CUNEO / WEDGE / DRUCKSTÜCK -10 | 1*OPTION |
| 008 | 8090.0203.A080.715 | CUNEO / WEDGE / DRUCKSTÜCK -15 | 1*OPTION |
| 008 | 8090.0203.A080.720 | CUNEO / WEDGE / DRUCKSTÜCK -20 | 1*OPTION |
| 008 | 8090.0203.A080.725 | CUNEO / WEDGE / DRUCKSTÜCK -25 | 1*OPTION |
| 008 | 8090.0203.A080.730 | CUNEO / WEDGE / DRUCKSTÜCK -30 | 1*OPTION |
| 008 | 8090.0203.A080.735 | CUNEO / WEDGE / DRUCKSTÜCK -35 | 1*OPTION |
| 008 | 8090.0203.A080.740 | CUNEO / WEDGE / DRUCKSTÜCK -40 | 1*OPTION |
| 008 | 8090.0203.A080.745 | CUNEO / WEDGE / DRUCKSTÜCK -45 | 1*OPTION |
| 008 | 8090.0203.A080.750 | CUNEO / WEDGE / DRUCKSTÜCK -50 | 1*OPTION |
| 009 | 8086.1920.0280.200.001 | GUIDA ANGOLARE / SIDE PLATE L / WINKELFÜHRUNG FÜHRUNGSSCHIENE | 1 |
| 010 | 8086.1920.0280.200.002 | GUIDA ANGOLARE / SIDE PLATE L / WINKELFÜHRUNG FÜHRUNGSSCHIENE | 1 |
| 011 | 8012.1800.0450.100.001 | PIASTRA DI SCORRIMENTO / WEAR PLATE / DRUCKPLATTE | 2 |
| 012 | 8006.0215.0560.305.001 | RONDELLA / WASHER / UNTERLEGSCHEIBE | 2 |
| 013 | 8004.0740.0305.380.001 | ROTELLA / ROLLER / ROLLE | 1 |
| 014 | 9033.3254.015 | RALLA / THRUST WASHER / DRUCKSCHEIBE | 2 |
| 015 | 9020.06.10.E090 | PUNTALINO / BUMP STOP / DRUCKSTÜCK | 4 |
| 017 | 9000.0080.0025.001 | CILINDRO AD AZOTO / NITROGEN CYLINDER / STICKSTOFFZYLINDER | 1 |
| 018 | 9035.3038.300.001 | BOCCOLA / BUSH / BÜCHSE | 1 |
| 019 | 9003.0002 | SENSORE DI SICUREZZA / SECURITY SENSOR / SENSOR FÜR SICHERHEIT | 1*OPTION |
| 020 | 8087.0400.0140.090.001 | CHIAVETTA / KEY / SCHLÜSSEL | 2 |
| 021 | 8089.0258.0100.001 | DISTANZIALE / SPACER / ABSTANDSHALTER | 1 |
| 023 | 9007.06.016.129.1.4762 | VITE / SCREW / SCHRAUBE M6X16 | 4 |
| 024 | 9007.08.025.129.1.4762 | VITE / SCREW / SCHRAUBE M8X25 | 8 |
| 025 | 9007.06.020.129.1.4762 | VITE / SCREW / SCHRAUBE M6X20 | 4 |
| 026 | 9007.06.012.129.1.4762 | VITE / SCREW / SCHRAUBE M6X12 | 2 |
| 027 | 9007.08.016.129.1.9327 | VITE / SCREW / SCHRAUBE M8X16 | 4 |
| 028 | 9007.06.030.129.1.4762 | VITE / SCREW / SCHRAUBE M6X30 | 1 |

POSSIBILI INCLINAZIONI / POSSIBLE INCLINATIONS / MÖGLICHE NEIGUNGEN



008 (8090) CUNEO / WEDGE / DRUCKSTÜCK



019 (9003) SENSORE / SENSOR / SENSOR



19 PATENT PENDING

MODELLO D'ORDINE / ORDER EXAMPLE / BESTELLBEISPIEL / MODÈLE DE COMMANDE
 MODEL **0149.K380** INCLINATION **+10°** OPTION CODE **9003.0002**

0149.P3A0 - CAM ROLLER P3A0

FORZA INIZIALE DI ESTRAZIONE / INITIAL EXTRACTION FORCE

320 daN

SFORZO MAX TRANCIO 14200 daN

RÜCKZUGSKRAFT / FORCE INITIALE D'EXTRACTION

CUTTING MAX FORCE

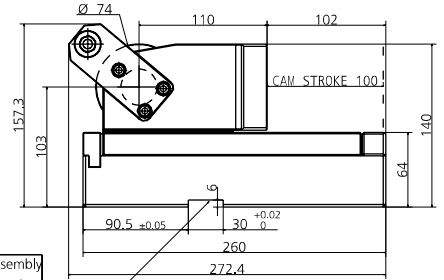
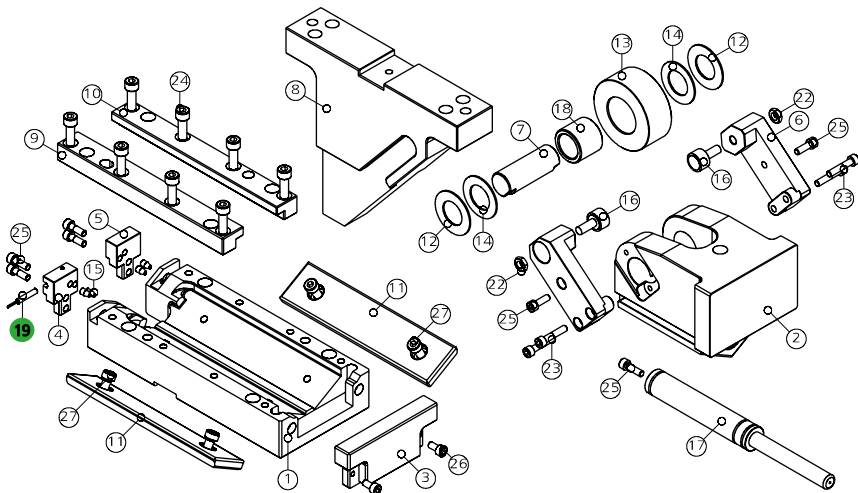
FORZA FINALE DI ESTRAZIONE / FINAL FORCE OF EXTRACTION

646 daN

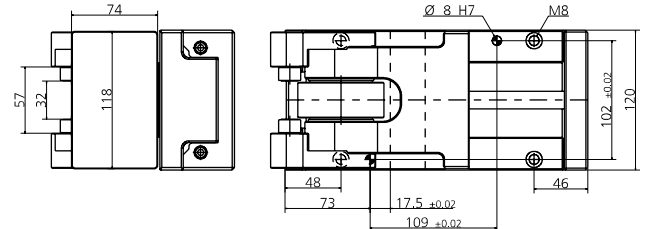
MAXIMALE SCHNITTKRAFT

ENDKRAFT DER EXTRACTION / FORCE FINALE D'EXTRACTION

EFFORT MAXI DÉCOUPE

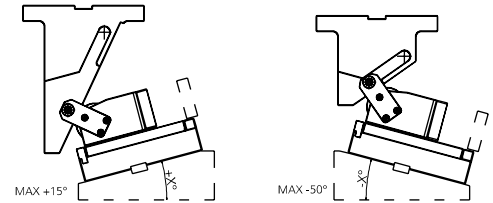


We suggest you to assembly by using a thrust mount key

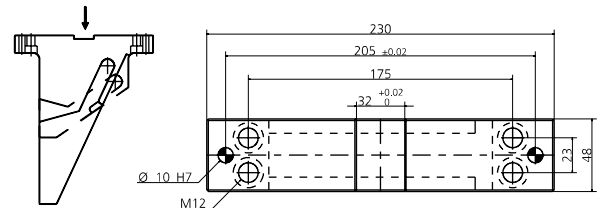


| POS. | CODE | DESCRIPTION | Q.TY |
|------|------------------------|--|----------|
| 001 | 8000.0049.03A0 | CORPO CAMMA / CAM BODY / GRUNDGEHÄUSE | 1 |
| 002 | 8007.0049.0300 | SLITTA / SLIDER / LAGERKEIL | 1 |
| 003 | 8088.0049.0300.001 | PIASTRINA / PLATE / PLATTE | 1 |
| 004 | 8088.0049.0300.002 | PIASTRINA / PLATE / PLATTE | 1 |
| 005 | 8088.0049.0300.003 | PIASTRINA / PLATE / PLATTE | 1 |
| 006 | 8009.0049.0300 | STAFFA DI AGGANCIO / BRACKET ATTACHMENTS / BRACKETBEFESTIGUNG | 2 |
| 007 | 8005.0860.0677.300.001 | PERNO / PIN / STIFT | 1 |
| 008 | 8090.0203.A080.000 | CUNEO / WEDGE / DRUCKSTÜCK 0 | 1*OPTION |
| 008 | 8090.0203.A080.605 | CUNEO / WEDGE / DRUCKSTÜCK +5 | 1*OPTION |
| 008 | 8090.0203.A080.610 | CUNEO / WEDGE / DRUCKSTÜCK +10 | 1*OPTION |
| 008 | 8090.0203.A080.615 | CUNEO / WEDGE / DRUCKSTÜCK +15 | 1*OPTION |
| 008 | 8090.0203.A080.705 | CUNEO / WEDGE / DRUCKSTÜCK -5 | 1*OPTION |
| 008 | 8090.0203.A080.710 | CUNEO / WEDGE / DRUCKSTÜCK -10 | 1*OPTION |
| 008 | 8090.0203.A080.715 | CUNEO / WEDGE / DRUCKSTÜCK -15 | 1*OPTION |
| 008 | 8090.0203.A080.720 | CUNEO / WEDGE / DRUCKSTÜCK -20 | 1*OPTION |
| 008 | 8090.0203.A080.725 | CUNEO / WEDGE / DRUCKSTÜCK -25 | 1*OPTION |
| 008 | 8090.0203.A080.730 | CUNEO / WEDGE / DRUCKSTÜCK -30 | 1*OPTION |
| 008 | 8090.0203.A080.735 | CUNEO / WEDGE / DRUCKSTÜCK -35 | 1*OPTION |
| 008 | 8090.0203.A080.740 | CUNEO / WEDGE / DRUCKSTÜCK -40 | 1*OPTION |
| 008 | 8090.0203.A080.745 | CUNEO / WEDGE / DRUCKSTÜCK -45 | 1*OPTION |
| 008 | 8090.0203.A080.750 | CUNEO / WEDGE / DRUCKSTÜCK -50 | 1*OPTION |
| 009 | 8086.2220.0280.200.001 | GUIDA ANGOLARE / SIDE PLATE L / WINKELFÜHRUNG FÜHRUNGSSCHIENE | 1 |
| 010 | 8086.2220.0280.200.002 | GUIDA ANGOLARE / SIDE PLATE L / WINKELFÜHRUNG FÜHRUNGSSCHIENE | 1 |
| 011 | 8012.1980.0450.100.001 | PIASTRA DI SCORRIMENTO / WEAR PLATE / DRUCKPLATTE | 2 |
| 012 | 8006.0215.0560.305.001 | RONDELLA / WASHER / UNTERLEGSCHIBE | 2 |
| 013 | 8004.0740.0305.380.001 | ROTELLA / ROLLER / ROLLE | 1 |
| 014 | 9033.3254.015 | RALLA / THRUST WASHER / DRUCKSCHEIBE | 2 |
| 015 | 9020.06.10.E090 | PUNTALINO / BUMP STOP / DRUCKSTÜCK | 4 |
| 016 | 8005.0320.0120.190.001 | PERNO / PIN / STIFT | 2 |
| 017 | 9000.0100.0025.001 | CILINDRO AD AZOTO / NITROGEN CYLINDER / STICKSTOFFZYLINDER | 1 |
| 018 | 9035.3038.300.001 | BOCCOLA / BUSH / BUCHSE | 1 |
| 019 | 9003.0002 | SENSORE DI SICUREZZA / SECURITY SENSOR / SENSOR FÜR SICHERHEIT | 1*OPTION |
| 022 | 9014.08.005.008.1.4035 | DADO / NUT / MUTTER M8 | 2 |
| 023 | 9007.06.030.129.1.4762 | VITE / SCREW / SCHRAUBE M6X30 | 4 |
| 024 | 9007.08.025.129.1.4762 | VITE / SCREW / SCHRAUBE M8X25 | 8 |
| 025 | 9007.06.020.129.1.4762 | VITE / SCREW / SCHRAUBE M6X20 | 6 |
| 026 | 9007.06.012.129.1.4762 | VITE / SCREW / SCHRAUBE M6X12 | 2 |
| 027 | 9007.08.016.129.1.9327 | VITE / SCREW / SCHRAUBE M8X16 | 4 |
| 028 | 9007.06.016.129.1.4762 | VITE / SCREW / SCHRAUBE M6X16 | 1 |

POSSIBILI INCLINAZIONI / POSSIBLE INCLINATIONS / MÖGLICHE NEIGUNGEN



008 (8090) CUNEO / WEDGE / DRUCKSTÜCK



019 (9003) SENSORE / SENSOR / SENSOR



19 PATENT PENDING

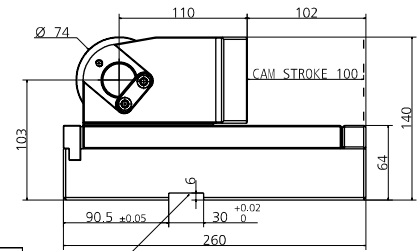
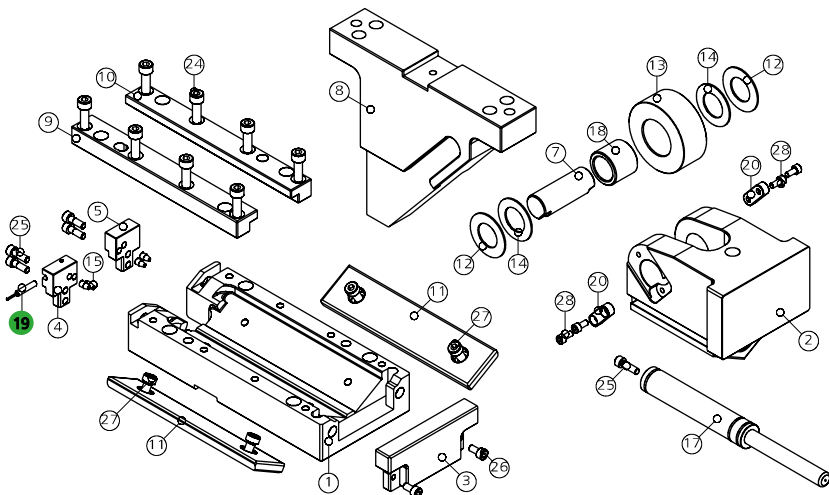
MODELLO D'ORDINE / ORDER EXAMPLE / BESTELLBEISPIEL / MODÈLE DE COMMANDE

MODEL **0149.P3A0** INCLINATION **+10°** OPTION CODE **9003.0002**

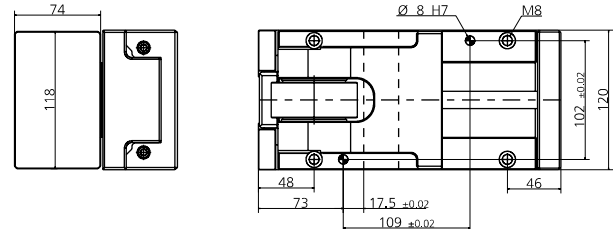
0149.K3A0 - CAM ROLLER K3A0

FORZA INIZIALE DI ESTRAZIONE / INITIAL EXTRACTION FORCE **320 daN**
 RÜCKZUGSKRAFT / FORCE INITIALE D'EXTRACTION
 FORZA FINALE DI ESTRAZIONE / FINAL FORCE OF EXTRACTION **646 daN**
 ENDKRAFT DER EXTRAKTION / FORCE FINALE D'EXTRACTION

SFORZO MAX TRANCIO **14200 daN**
 CUTTING MAX FORCE
 MAXIMALE SCHNITTKRAFT
 EFFORT MAXI DÉCOUPE

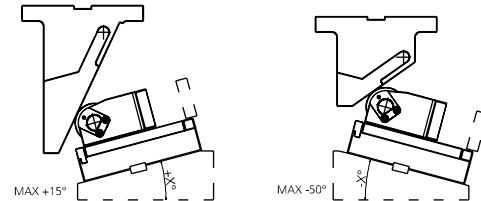


We suggest you to assembly by using a thrust mount key

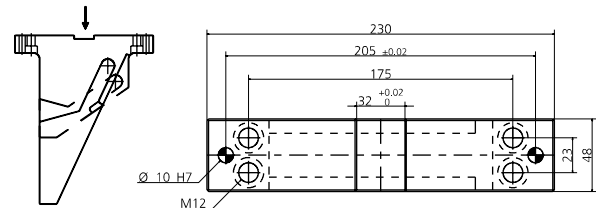


| POS. | CODE | DESCRIPTION | Q.TY |
|------|------------------------|--|----------|
| 001 | 8000.0049.03A0 | CORPO CAMMA / CAM BODY / GRUNDGEHÄUSE | 1 |
| 002 | 8007.0049.0300 | SLITTA / SLIDER / LAGERKEIL | 1 |
| 003 | 8088.0049.0300.001 | PIASTRINA / PLATE / PLATTE | 1 |
| 004 | 8088.0049.0300.002 | PIASTRINA / PLATE / PLATTE | 1 |
| 005 | 8088.0049.0300.003 | PIASTRINA / PLATE / PLATTE | 1 |
| 007 | 8005.0860.0677.300.001 | PERNO / PIN / STIFT | 1 |
| 008 | 8090.0203.A080.000 | CUNEO / WEDGE / DRUCKSTÜCK 0 | 1*OPTION |
| 008 | 8090.0203.A080.605 | CUNEO / WEDGE / DRUCKSTÜCK +5 | 1*OPTION |
| 008 | 8090.0203.A080.610 | CUNEO / WEDGE / DRUCKSTÜCK +10 | 1*OPTION |
| 008 | 8090.0203.A080.615 | CUNEO / WEDGE / DRUCKSTÜCK +15 | 1*OPTION |
| 008 | 8090.0203.A080.705 | CUNEO / WEDGE / DRUCKSTÜCK -5 | 1*OPTION |
| 008 | 8090.0203.A080.710 | CUNEO / WEDGE / DRUCKSTÜCK -10 | 1*OPTION |
| 008 | 8090.0203.A080.715 | CUNEO / WEDGE / DRUCKSTÜCK -15 | 1*OPTION |
| 008 | 8090.0203.A080.720 | CUNEO / WEDGE / DRUCKSTÜCK -20 | 1*OPTION |
| 008 | 8090.0203.A080.725 | CUNEO / WEDGE / DRUCKSTÜCK -25 | 1*OPTION |
| 008 | 8090.0203.A080.730 | CUNEO / WEDGE / DRUCKSTÜCK -30 | 1*OPTION |
| 008 | 8090.0203.A080.735 | CUNEO / WEDGE / DRUCKSTÜCK -35 | 1*OPTION |
| 008 | 8090.0203.A080.740 | CUNEO / WEDGE / DRUCKSTÜCK -40 | 1*OPTION |
| 008 | 8090.0203.A080.745 | CUNEO / WEDGE / DRUCKSTÜCK -45 | 1*OPTION |
| 008 | 8090.0203.A080.750 | CUNEO / WEDGE / DRUCKSTÜCK -50 | 1*OPTION |
| 009 | 8086.2220.0280.200.001 | GUIDA ANGOLARE / SIDE PLATE L / WINKELFÜHRUNG FÜHRUNGSSCHIENE | 1 |
| 010 | 8086.2220.0280.200.002 | GUIDA ANGOLARE / SIDE PLATE L / WINKELFÜHRUNG FÜHRUNGSSCHIENE | 1 |
| 011 | 8012.1980.0450.100.001 | PIASTRA DI SCORRIMENTO / WEAR PLATE / DRUCKPLATTE | 2 |
| 012 | 8006.0215.0560.305.001 | RONDELLA / WASHER / UNTERLEGSCHEIBE | 2 |
| 013 | 8004.0740.0305.380.001 | ROTELLA / ROLLER / ROLLE | 1 |
| 014 | 9033.3254.015 | RALLA / THRUST WASHER / DRUCKSCHEIBE | 2 |
| 015 | 9020.06.10.E090 | PUNTALINO / BUMP STOP / DRUCKSTÜCK | 4 |
| 017 | 9000.0100.0025.001 | CILINDRO AD AZOTO / NITROGEN CYLINDER / STICKSTOFFZYLINDER | 1 |
| 018 | 9035.3038.300.001 | BOCCOLA / BUSH / BÜCHSE | 1 |
| 019 | 9003.0002 | SENSORE DI SICUREZZA / SECURITY SENSOR / SENSOR FÜR SICHERHEIT | 1*OPTION |
| 020 | 8087.0400.0140.090.001 | CHIAVETTA / KEY / SCHLÜSSEL | 2 |
| 023 | 9007.06.030.129.1.4762 | VITE / SCREW / SCHRAUBE M6X30 | 2 |
| 024 | 9007.08.025.129.1.4762 | VITE / SCREW / SCHRAUBE M8X25 | 8 |
| 025 | 9007.06.020.129.1.4762 | VITE / SCREW / SCHRAUBE M6X20 | 4 |
| 026 | 9007.06.012.129.1.4762 | VITE / SCREW / SCHRAUBE M6X12 | 2 |
| 027 | 9007.08.016.129.1.9327 | VITE / SCREW / SCHRAUBE M8X16 | 4 |
| 028 | 9007.06.016.129.1.4762 | VITE / SCREW / SCHRAUBE M6X16 | 3 |

POSSIBILI INCLINAZIONI / POSSIBLE INCLINATIONS / MÖGLICHE NEIGUNGEN



008 (8090) CUNEO / WEDGE / DRUCKSTÜCK



019 (9003) SENSORE / SENSOR / SENSOR



19 PATENT PENDING

MODELLO D'ORDINE / ORDER EXAMPLE / BESTELLBEISPIEL / MODÈLE DE COMMANDE

MODEL **0149.K3A0** INCLINATION **+10°** OPTION CODE **9003.0002**

0149.P450 - CAM ROLLER P450

FORZA INIZIALE DI ESTRAZIONE / INITIAL EXTRACTION FORCE

350 daN

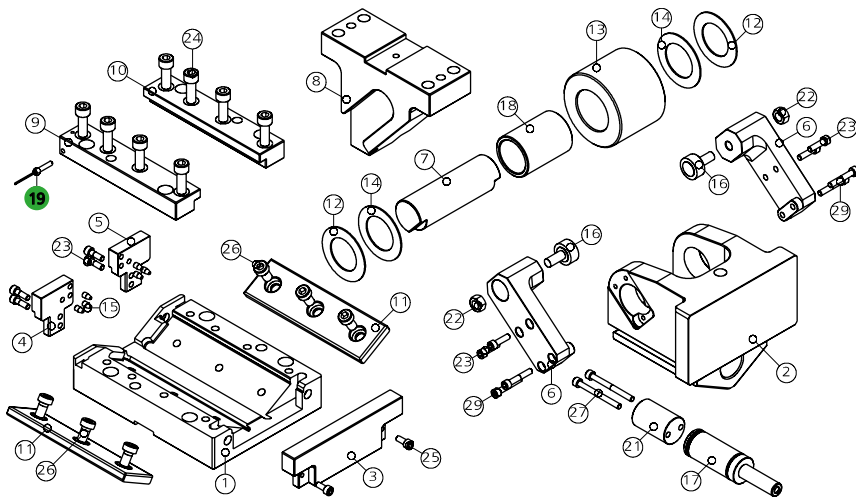
SFORZO MAX TRANCIO 16600 daN

RÜCKZUGSKRAFT / FORCE INITIALE D'EXTRACTION

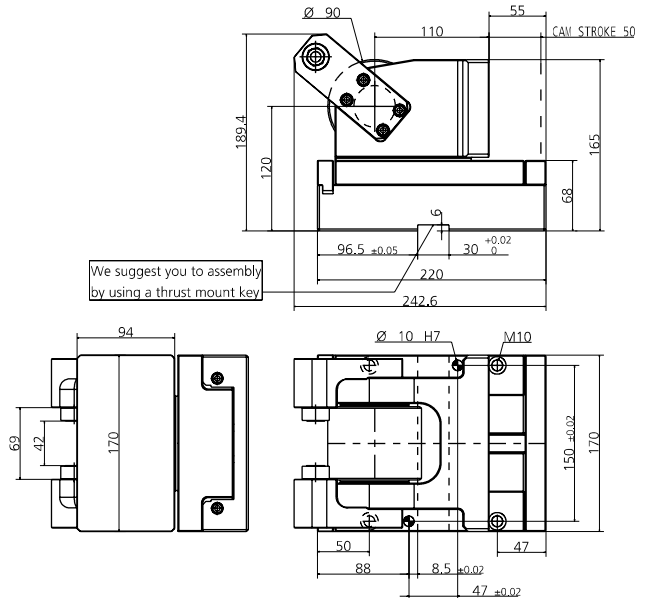
645 daN

CUTTING MAX FORCE
MAXIMALE SCHNITTKRAFT
EFFORT MAXI DÉCOUPE

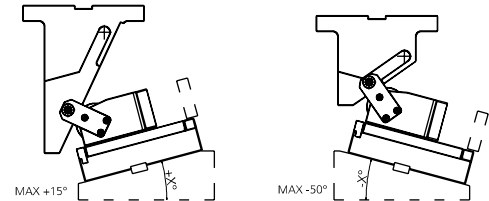
FORZA FINALE DI ESTRAZIONE / FINAL FORCE OF EXTRACTION
ENDKRAFT DER EXTRACTION / FORCE FINALE D'EXTRACTION



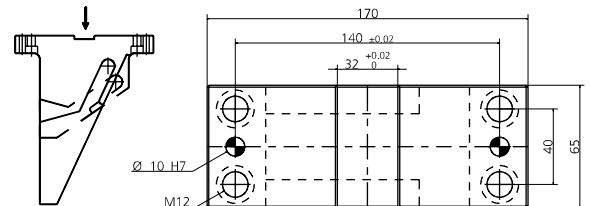
| POS. | CODE | DESCRIPTION | Q.TY |
|------|------------------------|--|----------|
| 001 | 8000.0049.0450 | CORPO CAMMA / CAM BODY / GRUNDGEHÄUSE | 1 |
| 002 | 8007.0049.0400 | SLITTA / SLIDER / LAGERKEIL | 1 |
| 003 | 8088.0049.0400.001 | PIASTRINA / PLATE / PLATTE | 1 |
| 004 | 8088.0049.0400.002 | PIASTRINA / PLATE / PLATTE | 1 |
| 005 | 8088.0049.0400.003 | PIASTRINA / PLATE / PLATTE | 1 |
| 006 | 8009.0049.0400 | STAFFA DI AGGANCIO / BRACKET ATTACHMENTS / BRACKETBEFESTIGUNG | 2 |
| 007 | 8005.1250.1067.400.001 | PERNO / PIN / STIFT | 1 |
| 008 | 8090.0405.0050.000 | CUNEO / WEDGE / DRUCKSTÜCK 0 | 1*OPTION |
| 008 | 8090.0405.0050.605 | CUNEO / WEDGE / DRUCKSTÜCK +5 | 1*OPTION |
| 008 | 8090.0405.0050.610 | CUNEO / WEDGE / DRUCKSTÜCK +10 | 1*OPTION |
| 008 | 8090.0405.0050.615 | CUNEO / WEDGE / DRUCKSTÜCK +15 | 1*OPTION |
| 008 | 8090.0405.0050.705 | CUNEO / WEDGE / DRUCKSTÜCK -5 | 1*OPTION |
| 008 | 8090.0405.0050.710 | CUNEO / WEDGE / DRUCKSTÜCK -10 | 1*OPTION |
| 008 | 8090.0405.0050.715 | CUNEO / WEDGE / DRUCKSTÜCK -15 | 1*OPTION |
| 008 | 8090.0405.0050.720 | CUNEO / WEDGE / DRUCKSTÜCK -20 | 1*OPTION |
| 008 | 8090.0405.0050.725 | CUNEO / WEDGE / DRUCKSTÜCK -25 | 1*OPTION |
| 008 | 8090.0405.0050.730 | CUNEO / WEDGE / DRUCKSTÜCK -30 | 1*OPTION |
| 008 | 8090.0405.0050.735 | CUNEO / WEDGE / DRUCKSTÜCK -35 | 1*OPTION |
| 008 | 8090.0405.0050.740 | CUNEO / WEDGE / DRUCKSTÜCK -40 | 1*OPTION |
| 008 | 8090.0405.0050.745 | CUNEO / WEDGE / DRUCKSTÜCK -45 | 1*OPTION |
| 008 | 8090.0405.0050.750 | CUNEO / WEDGE / DRUCKSTÜCK -50 | 1*OPTION |
| 009 | 8086.1820.0390.240.001 | GUIDA ANGOLARE / SIDE PLATE L / WINKELFÜHRUNG FÜHRUNGSSCHIENE | 1 |
| 010 | 8086.1820.0390.240.002 | GUIDA ANGOLARE / SIDE PLATE L / WINKELFÜHRUNG FÜHRUNGSSCHIENE | 1 |
| 011 | 8012.1820.0500.100.001 | PIASTRA DI SCORRIMENTO / WEAR PLATE / DRUCKPLATTE | 2 |
| 012 | 8006.0215.0660.400.001 | RONDELLA / WASHER / UNTERLEGSCHIBE | 2 |
| 013 | 8004.0900.0705.500.001 | ROTELLA / ROLLER / ROLLE | 1 |
| 014 | 9033.4266.015 | RALLA / THRUST WASHER / DRUCKSCHEIBE | 2 |
| 015 | 9020.06.10.E090 | PUNTALINO / BUMP STOP / DRUCKSTÜCK | 5 |
| 016 | 8005.0360.0130.260.001 | PERNO / PIN / STIFT | 2 |
| 017 | 9000.0050.0032.001 | CILINDRO AD AZOTO / NITROGEN CYLINDER / STICKSTOFFZYLINDER | 1 |
| 018 | 9035.4050.700.001 | BOCCOLA / BUSH / BUCHSE | 1 |
| 019 | 9003.0002 | SENSORE DI SICUREZZA / SECURITY SENSOR / SENSOR FÜR SICHERHEIT | 1*OPTION |
| 021 | 8089.0328.0500.001 | DISTANZIALE / SPACER / ABSTANDSHALTER | 1 |
| 022 | 9014.10.008.008.1.4032 | DADO / NUT / MUTTER M10 | 2 |
| 023 | 9007.06.020.129.1.4762 | VITE / SCREW / SCHRAUBE M6X20 | 8 |
| 024 | 9007.10.030.129.1.4762 | VITE / SCREW / SCHRAUBE M10X30 | 8 |
| 025 | 9007.06.012.129.1.4762 | VITE / SCREW / SCHRAUBE M6X12 | 2 |
| 026 | 9007.10.020.129.1.9327 | VITE / SCREW / SCHRAUBE M10X20 | 6 |
| 027 | 9007.06.070.129.1.4762 | VITE / SCREW / SCHRAUBE M6X70 | 2 |
| 029 | 9007.06.035.129.1.4762 | VITE / SCREW / SCHRAUBE M6X35 | 4 |



PSSIBILI INCLINAZIONI / POSSIBLE INCLINATIONS / MÖGLICHE NEIGUNGEN



008 (8090) CUNEO / WEDGE / DRUCKSTÜCK



019 (9003) SENSORE / SENSOR / SENSOR



19 PATENT PENDING

MODELLO D'ORDINE / ORDER EXAMPLE / BESTELLBEISPIEL / MODÈLE DE COMMANDE

MODEL **0149.P450** INCLINATION **+10°** OPTION CODE **9003.0002**

0149.K450 - CAM ROLLER K450

FORZA INIZIALE DI ESTRAZIONE / INITIAL EXTRACTION FORCE **350 daN**

RÜCKZUGSKRAFT / FORCE INITIALE D'EXTRACTION

FORZA FINALE DI ESTRAZIONE / FINAL FORCE OF EXTRACTION **645 daN**

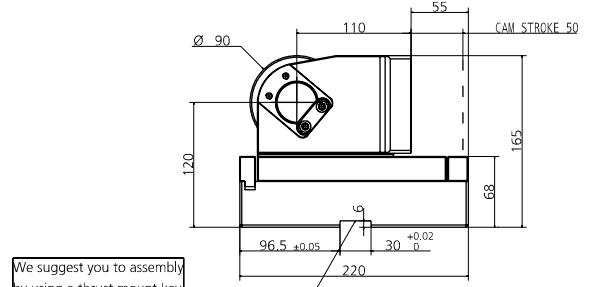
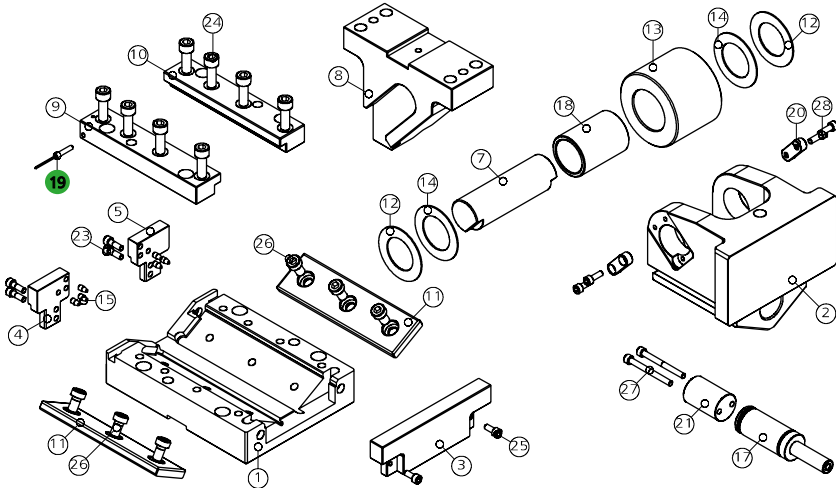
ENDKRAFT DER EXTRAKTION / FORCE FINALE D'EXTRACTION

SPORZO MAX TRANCIO **16600 daN**

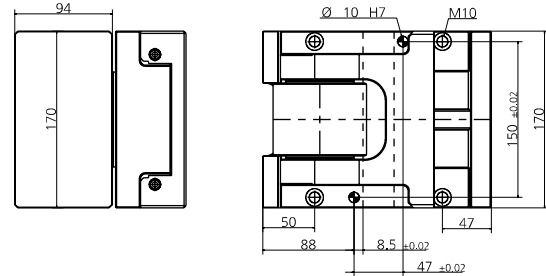
CUTTING MAX FORCE

MAXIMALE SCHNITTKRAFT

EFFORT MAXI DÉCOUPE

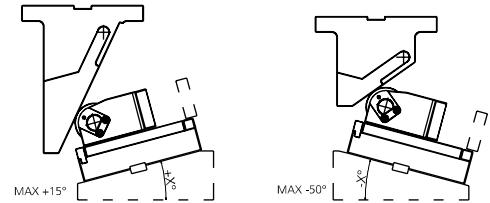


We suggest you to assembly by using a thrust mount key

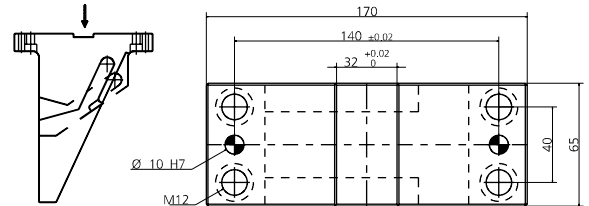


| POS. | CODE | DESCRIPTION | Q.TY |
|------|-------------------------------|--|----------|
| 001 | 8000.0049.0450 | CORPO CAMMA / CAM BODY / GRUNDGEHÄUSE | 1 |
| 002 | 8007.0049.0400 | SLITTA / SLIDER / LAGERKEIL | 1 |
| 003 | 8088.0049.0400.001 | PIASTRINA / PLATE / PLATTE | 1 |
| 004 | 8088.0049.0400.002 | PIASTRINA / PLATE / PLATTE | 1 |
| 005 | 8088.0049.0400.003 | PIASTRINA / PLATE / PLATTE | 1 |
| 007 | 8005.1250.1067.400.001 | PERNO / PIN / STIFT | 1 |
| 008 | 8090.0405.0050.000 | CUNEO / WEDGE / DRUCKSTÜCK 0 | 1*OPTION |
| 008 | 8090.0405.0050.605 | CUNEO / WEDGE / DRUCKSTÜCK +5 | 1*OPTION |
| 008 | 8090.0405.0050.610 | CUNEO / WEDGE / DRUCKSTÜCK +10 | 1*OPTION |
| 008 | 8090.0405.0050.615 | CUNEO / WEDGE / DRUCKSTÜCK +15 | 1*OPTION |
| 008 | 8090.0405.0050.705 | CUNEO / WEDGE / DRUCKSTÜCK -5 | 1*OPTION |
| 008 | 8090.0405.0050.710 | CUNEO / WEDGE / DRUCKSTÜCK -10 | 1*OPTION |
| 008 | 8090.0405.0050.715 | CUNEO / WEDGE / DRUCKSTÜCK -15 | 1*OPTION |
| 008 | 8090.0405.0050.720 | CUNEO / WEDGE / DRUCKSTÜCK -20 | 1*OPTION |
| 008 | 8090.0405.0050.725 | CUNEO / WEDGE / DRUCKSTÜCK -25 | 1*OPTION |
| 008 | 8090.0405.0050.730 | CUNEO / WEDGE / DRUCKSTÜCK -30 | 1*OPTION |
| 008 | 8090.0405.0050.735 | CUNEO / WEDGE / DRUCKSTÜCK -35 | 1*OPTION |
| 008 | 8090.0405.0050.740 | CUNEO / WEDGE / DRUCKSTÜCK -40 | 1*OPTION |
| 008 | 8090.0405.0050.745 | CUNEO / WEDGE / DRUCKSTÜCK -45 | 1*OPTION |
| 008 | 8090.0405.0050.750 | CUNEO / WEDGE / DRUCKSTÜCK -50 | 1*OPTION |
| 009 | 8086.1820.0390.240.001 | GUIDA ANGOLARE / SIDE PLATE L / WINKELFÜHRUNG FÜHRUNGSSCHIENE | 1 |
| 010 | 8086.1820.0390.240.002 | GUIDA ANGOLARE / SIDE PLATE L / WINKELFÜHRUNG FÜHRUNGSSCHIENE | 1 |
| 011 | 8012.1820.0500.100.001 | PIASTRA DI SCORRIMENTO / WEAR PLATE / DRUCKPLATTE | 2 |
| 012 | 8006.0215.0660.400.001 | RONDELLA / WASHER / UNTERLEGSCHEIBE | 2 |
| 013 | 8004.0900.0705.500.001 | ROTELLA / ROLLER / ROLLE | 1 |
| 014 | 9033.4266.015 | RALLA / THRUST WASHER / DRUCKSCHEIBE | 2 |
| 015 | 9020.06.10.E090 | PUNTALINO / BUMP STOP / DRUCKSTÜCK | 5 |
| 017 | 9000.0050.0032.001 | CILINDRO AD AZOTO / NITROGEN CYLINDER / STICKSTOFFZYLINDER | 1 |
| 018 | 9035.4050.700.001 | BOCCOLA / BUSH / BÜCHSE | 1 |
| 019 | 9003.0002 | SENSORE DI SICUREZZA / SECURITY SENSOR / SENSOR FÜR SICHERHEIT | 1*OPTION |
| 020 | 8087.0400.0140.090.001 | CHIAVETTA / KEY / SCHLÜSSEL | 2 |
| 021 | 8089.0328.0500.001 | DISTANZIALE / SPACER / ABSTANDSHALTER | 1 |
| 023 | 9007.06.020.129.1.4762 | VITE / SCREW / SCHRAUBE M6X20 | 4 |
| 024 | 9007.10.030.129.1.4762 | VITE / SCREW / SCHRAUBE M10X30 | 8 |
| 025 | 9007.06.012.129.1.4762 | VITE / SCREW / SCHRAUBE M6X12 | 2 |
| 026 | 9007.10.020.129.1.9327 | VITE / SCREW / SCHRAUBE M10X20 | 6 |
| 027 | 9007.06.070.129.1.4762 | VITE / SCREW / SCHRAUBE M6X70 | 2 |
| 028 | 9007.06.016.129.1.4762 | VITE / SCREW / SCHRAUBE M6X16 | 4 |

POSSIBILI INCLINAZIONI / POSSIBLE INCLINATIONS / MÖGLICHE NEIGUNGEN



008 (8090) CUNEO / WEDGE / DRUCKSTÜCK



019 (9003) SENSORE / SENSOR / SENSOR



19 PATENT PENDING

MODELLO D'ORDINE / ORDER EXAMPLE / BESTELLBEISPIEL / MODÈLE DE COMMANDE

MODEL **0149.K450** INCLINATION **+10°** OPTION CODE **9003.0002**

0149.P480 - CAM ROLLER P480

FORZA INIZIALE DI ESTRAZIONE / INITIAL EXTRACTION FORCE

350 daN

SFORZO MAX TRANCIO 16600 daN

RÜCKZUGSKRAFT / FORCE INITIALE D'EXTRACTION

CUTTING MAX FORCE

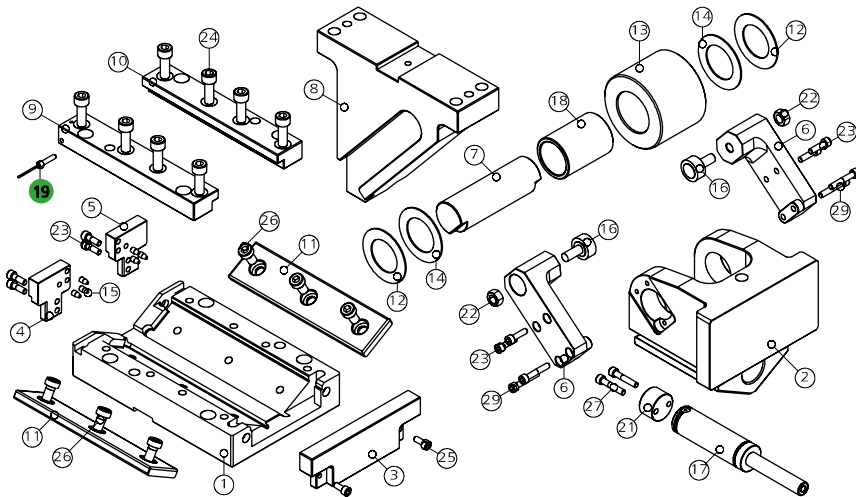
FORZA FINALE DI ESTRAZIONE / FINAL FORCE OF EXTRACTION

657 daN

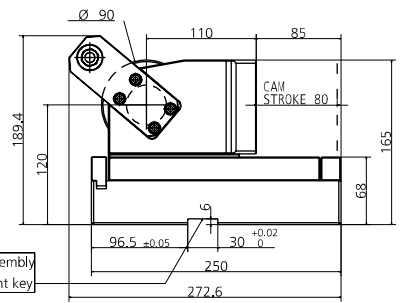
MAXIMALE SCHNITTKRAFT

ENDKRAFT DER EXTRACTION / FORCE FINALE D'EXTRACTION

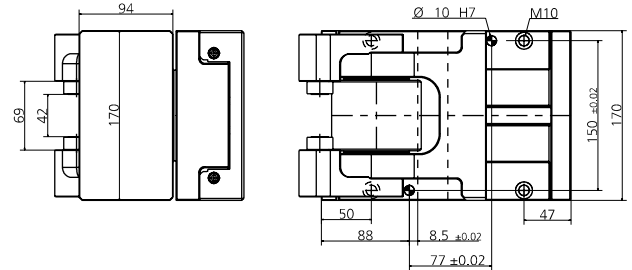
EFFORT MAXI DÉCOUPE



| POS. | CODE | DESCRIPTION | Q.TY |
|------|------------------------|--|----------|
| 001 | 8000.0049.0480 | CORPO CAMMA / CAM BODY / GRUNDGEHÄUSE | 1 |
| 002 | 8007.0049.0400 | SLITTA / SLIDER / LAGERKEIL | 1 |
| 003 | 8088.0049.0400.001 | PIASTRINA / PLATE / PLATTE | 1 |
| 004 | 8088.0049.0400.002 | PIASTRINA / PLATE / PLATTE | 1 |
| 005 | 8088.0049.0400.003 | PIASTRINA / PLATE / PLATTE | 1 |
| 006 | 8009.0049.0400 | STAFFA DI AGGANCIO / BRACKET ATTACHMENTS / BRACKETBEFESTIGUNG | 2 |
| 007 | 8005.1250.1067.400.001 | PERNO / PIN / STIFT | 1 |
| 008 | 8090.0405.A080.000 | CUNEO / WEDGE / DRUCKSTÜCK 0 | 1*OPTION |
| 008 | 8090.0405.A080.605 | CUNEO / WEDGE / DRUCKSTÜCK +5 | 1*OPTION |
| 008 | 8090.0405.A080.610 | CUNEO / WEDGE / DRUCKSTÜCK +10 | 1*OPTION |
| 008 | 8090.0405.A080.615 | CUNEO / WEDGE / DRUCKSTÜCK +15 | 1*OPTION |
| 008 | 8090.0405.A080.705 | CUNEO / WEDGE / DRUCKSTÜCK -5 | 1*OPTION |
| 008 | 8090.0405.A080.710 | CUNEO / WEDGE / DRUCKSTÜCK -10 | 1*OPTION |
| 008 | 8090.0405.A080.715 | CUNEO / WEDGE / DRUCKSTÜCK -15 | 1*OPTION |
| 008 | 8090.0405.A080.720 | CUNEO / WEDGE / DRUCKSTÜCK -20 | 1*OPTION |
| 008 | 8090.0405.A080.725 | CUNEO / WEDGE / DRUCKSTÜCK -25 | 1*OPTION |
| 008 | 8090.0405.A080.730 | CUNEO / WEDGE / DRUCKSTÜCK -30 | 1*OPTION |
| 008 | 8090.0405.A080.735 | CUNEO / WEDGE / DRUCKSTÜCK -35 | 1*OPTION |
| 008 | 8090.0405.A080.740 | CUNEO / WEDGE / DRUCKSTÜCK -40 | 1*OPTION |
| 008 | 8090.0405.A080.745 | CUNEO / WEDGE / DRUCKSTÜCK -45 | 1*OPTION |
| 008 | 8090.0405.A080.750 | CUNEO / WEDGE / DRUCKSTÜCK -50 | 1*OPTION |
| 009 | 8086.2120.0390.240.001 | GUIDA ANGOLARE / SIDE PLATE L / WINKELFÜHRUNG FÜHRUNGSSCHIENE | 1 |
| 010 | 8086.2120.0390.240.002 | GUIDA ANGOLARE / SIDE PLATE L / WINKELFÜHRUNG FÜHRUNGSSCHIENE | 1 |
| 011 | 8012.2100.0500.100.001 | PIASTRA DI SCORRIMENTO / WEAR PLATE / DRUCKPLATTE | 2 |
| 012 | 8006.0215.0660.400.001 | RONDELLA / WASHER / UNTERLEGSCHIBE | 2 |
| 013 | 8004.0900.0705.500.001 | ROTELLA / ROLLER / ROLLE | 1 |
| 014 | 9033.4266.015 | RALLA / THRUST WASHER / DRUCKSCHEIBE | 2 |
| 015 | 9020.06.10.E090 | PUNTALINO / BUMP STOP / DRUCKSTÜCK | 5 |
| 016 | 8005.0360.0130.260.001 | PERNO / PIN / STIFT | 2 |
| 017 | 9000.0080.0032.001 | CILINDRO AD AZOTO / NITROGEN CYLINDER / STICKSTOFFZYLINDER | 1 |
| 018 | 9035.4050.700.001 | BOCCOLA / BUSH / BUCHSE | 1 |
| 019 | 9003.0002 | SENSORE DI SICUREZZA / SECURITY SENSOR / SENSOR FÜR SICHERHEIT | 1*OPTION |
| 021 | 8089.0328.0200.001 | DISTANZIALE / SPACER / ABSTANDSHALTER | 1 |
| 022 | 9014.10.008.008.1.4032 | DADO / NUT / MUTTER M10 | 2 |
| 023 | 9007.06.020.129.1.4762 | VITE / SCREW / SCHRAUBE M6X20 | 8 |
| 024 | 9007.10.030.129.1.4762 | VITE / SCREW / SCHRAUBE M10X30 | 6 |
| 025 | 9007.06.012.129.1.4762 | VITE / SCREW / SCHRAUBE M6X12 | 2 |
| 026 | 9007.10.020.129.1.9327 | VITE / SCREW / SCHRAUBE M10X20 | 6 |
| 027 | 9007.06.030.129.1.4762 | VITE / SCREW / SCHRAUBE M6X30 | 2 |
| 029 | 9007.06.035.129.1.4762 | VITE / SCREW / SCHRAUBE M6X35 | 4 |



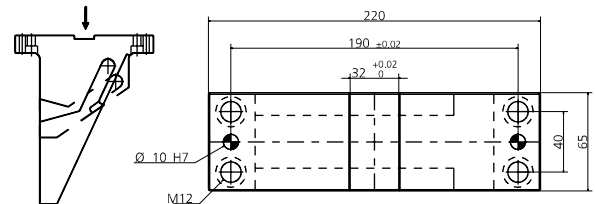
We suggest you to assembly by using a thrust mount key



POSSIBILI INCLINAZIONI / POSSIBLE INCLINATIONS / MÖGLICHE NEIGUNGEN



008 (8090) CUNEO / WEDGE / DRUCKSTÜCK



019 (9003) SENSORE / SENSOR / SENSOR



19 PATENT PENDING

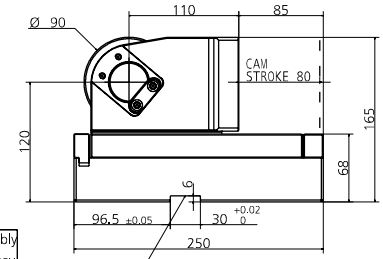
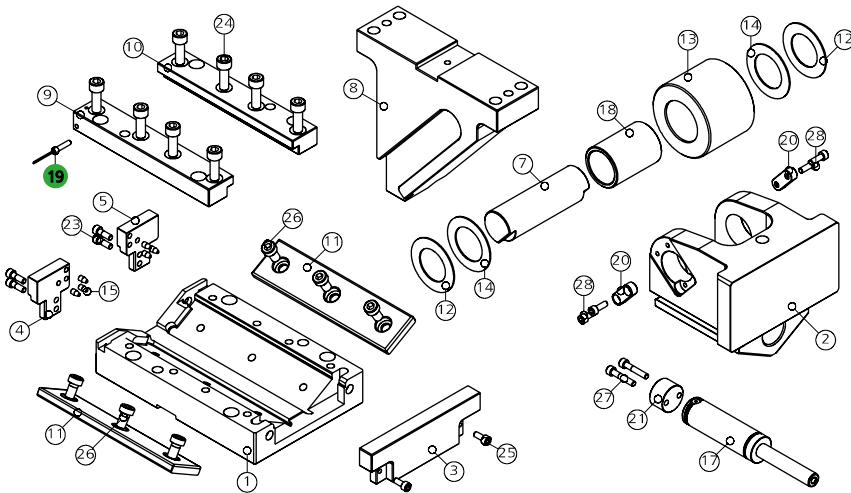
MODELLO D'ORDINE / ORDER EXAMPLE / BESTELLBEISPIEL / MODÈLE DE COMMANDE

MODEL **0149.P480** INCLINATION **+10°** OPTION CODE **9003.0002**

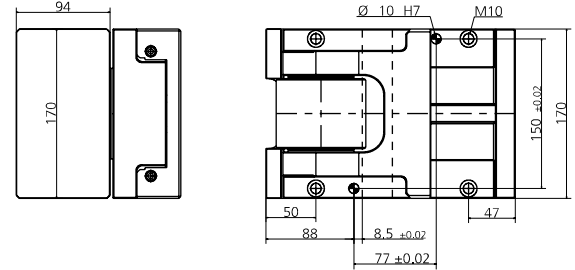
0149.K480 - CAM ROLLER K480

FORZA INIZIALE DI ESTRAZIONE / INITIAL EXTRACTION FORCE **350 daN**
 RÜCKZUGSKRAFT / FORCE INITIALE D'EXTRACTION
 FORZA FINALE DI ESTRAZIONE / FINAL FORCE OF EXTRACTION **657 daN**
 ENDKRAFT DER EXTRACTION / FORCE FINALE D'EXTRACTION

SFORZO MAX TRANCIO **16600 daN**
 CUTTING MAX FORCE
 MAXIMALE SCHNITTKRAFT
 EFFORT MAXI DÉCOUPE

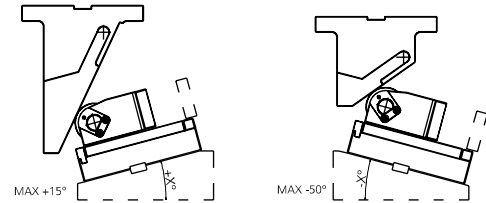


We suggest you to assembly by using a thrust mount key

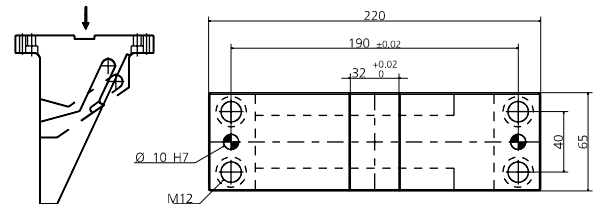


| POS. | CODE | DESCRIPTION | Q.TY |
|------|------------------------|--|----------|
| 001 | 8000.0049.0480 | CORPO CAMMA / CAM BODY / GRUNDGEHÄUSE | 1 |
| 002 | 8007.0049.0400 | SLITTA / SLIDER / LAGERKEIL | 1 |
| 003 | 8088.0049.0400.001 | PIASTRINA / PLATE / PLATTE | 1 |
| 004 | 8088.0049.0400.002 | PIASTRINA / PLATE / PLATTE | 1 |
| 005 | 8088.0049.0400.003 | PIASTRINA / PLATE / PLATTE | 1 |
| 007 | 8005.1250.1067.400.001 | PERNO / PIN / STIFT | 1 |
| 008 | 8090.0405.A080.000 | CUNEO / WEDGE / DRUCKSTÜCK 0 | 1*OPTION |
| 008 | 8090.0405.A080.605 | CUNEO / WEDGE / DRUCKSTÜCK +5 | 1*OPTION |
| 008 | 8090.0405.A080.610 | CUNEO / WEDGE / DRUCKSTÜCK +10 | 1*OPTION |
| 008 | 8090.0405.A080.615 | CUNEO / WEDGE / DRUCKSTÜCK +15 | 1*OPTION |
| 008 | 8090.0405.A080.705 | CUNEO / WEDGE / DRUCKSTÜCK -5 | 1*OPTION |
| 008 | 8090.0405.A080.710 | CUNEO / WEDGE / DRUCKSTÜCK -10 | 1*OPTION |
| 008 | 8090.0405.A080.715 | CUNEO / WEDGE / DRUCKSTÜCK -15 | 1*OPTION |
| 008 | 8090.0405.A080.720 | CUNEO / WEDGE / DRUCKSTÜCK -20 | 1*OPTION |
| 008 | 8090.0405.A080.725 | CUNEO / WEDGE / DRUCKSTÜCK -25 | 1*OPTION |
| 008 | 8090.0405.A080.730 | CUNEO / WEDGE / DRUCKSTÜCK -30 | 1*OPTION |
| 008 | 8090.0405.A080.735 | CUNEO / WEDGE / DRUCKSTÜCK -35 | 1*OPTION |
| 008 | 8090.0405.A080.740 | CUNEO / WEDGE / DRUCKSTÜCK -40 | 1*OPTION |
| 008 | 8090.0405.A080.745 | CUNEO / WEDGE / DRUCKSTÜCK -45 | 1*OPTION |
| 008 | 8090.0405.A080.750 | CUNEO / WEDGE / DRUCKSTÜCK -50 | 1*OPTION |
| 009 | 8086.2120.0390.240.001 | GUIDA ANGOLARE / SIDE PLATE L / WINKELFÜHRUNG FÜHRUNGSSCHIENE | 1 |
| 010 | 8086.2120.0390.240.002 | GUIDA ANGOLARE / SIDE PLATE L / WINKELFÜHRUNG FÜHRUNGSSCHIENE | 1 |
| 011 | 8012.2100.0500.100.001 | PIASTRA DI SCORRIMENTO / WEAR PLATE / DRUCKPLATTE | 2 |
| 012 | 8006.0215.0660.400.001 | RONDELLA / WASHER / UNTERLEGSCHEIBE | 2 |
| 013 | 8004.0900.0705.500.001 | ROTELLA / ROLLER / ROLLE | 1 |
| 014 | 9033.4266.015 | RALLA / THRUST WASHER / DRUCKSCHEIBE | 2 |
| 015 | 9020.06.10.E090 | PUNTALINO / BUMP STOP / DRUCKSTÜCK | 5 |
| 017 | 9000.0080.0032.001 | CILINDRO AD AZOTO / NITROGEN CYLINDER / STICKSTOFFZYLINDER | 1 |
| 018 | 9035.4050.700.001 | BOCCOLA / BUSH / BÜCHSE | 1 |
| 019 | 9003.0002 | SENSORE DI SICUREZZA / SECURITY SENSOR / SENSOR FÜR SICHERHEIT | 1*OPTION |
| 020 | 8087.0400.0140.090.001 | CHIAVETTA / KEY / SCHLÜSSEL | 2 |
| 021 | 8089.0328.0200.001 | DISTANZIALE / SPACER / ABSTANDSHALTER | 1 |
| 023 | 9007.06.020.129.1.4762 | VITE / SCREW / SCHRAUBE M6X20 | 4 |
| 024 | 9007.10.030.129.1.4762 | VITE / SCREW / SCHRAUBE M10X30 | 6 |
| 025 | 9007.06.012.129.1.4762 | VITE / SCREW / SCHRAUBE M6X12 | 2 |
| 026 | 9007.10.020.129.1.9327 | VITE / SCREW / SCHRAUBE M10X20 | 6 |
| 027 | 9007.06.030.129.1.4762 | VITE / SCREW / SCHRAUBE M6X30 | 2 |
| 028 | 9007.06.016.129.1.4762 | VITE / SCREW / SCHRAUBE M6X16 | 4 |

POSSIBILI INCLINAZIONI / POSSIBLE INCLINATIONS / MÖGLICHE NEIGUNGEN



008 (8090) CUNEO / WEDGE / DRUCKSTÜCK



019 (9003) SENSORE / SENSOR / SENSOR



19 PATENT PENDING

MODELLO D'ORDINE / ORDER EXAMPLE / BESTELLBEISPIEL / MODÈLE DE COMMANDE

MODEL **0149.K480** INCLINATION **+10°** OPTION CODE **9003.0002**

0149.P4A0 - CAM ROLLER P4A0

FORZA INIZIALE DI ESTRAZIONE / INITIAL EXTRACTION FORCE

350 daN

SFORZO MAX TRANCIO 16600 daN

RÜCKZUGSKRAFT / FORCE INITIALE D'EXTRACTION

CUTTING MAX FORCE

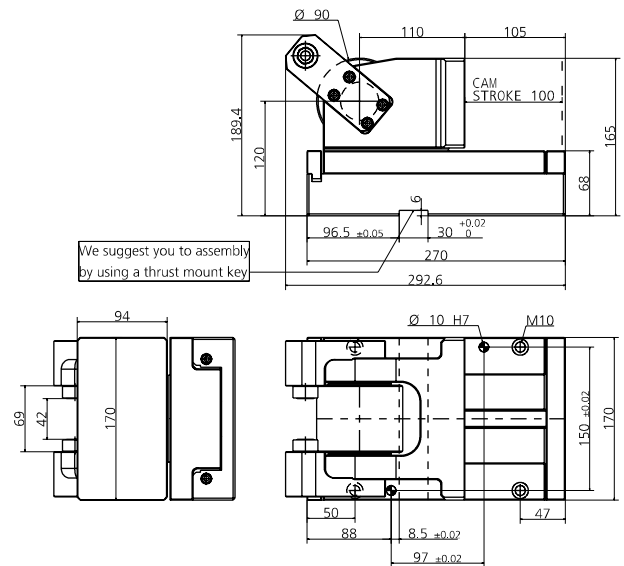
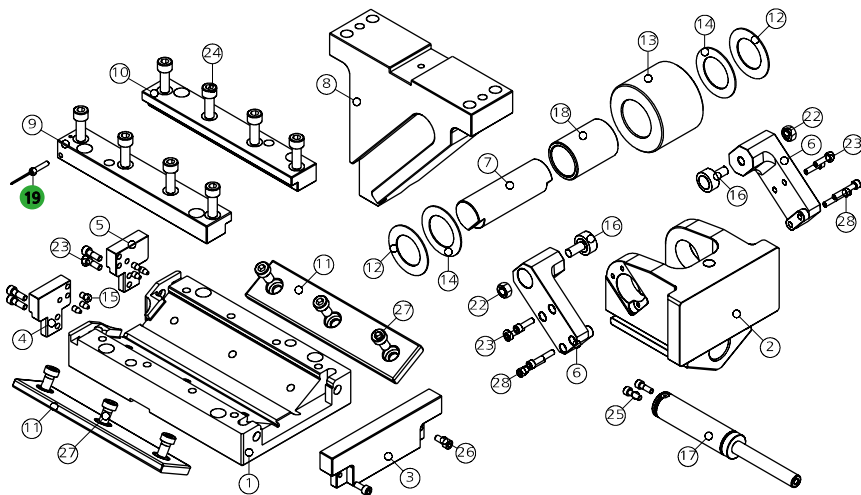
FORZA FINALE DI ESTRAZIONE / FINAL FORCE OF EXTRACTION

661 daN

MAXIMALE SCHNITTKRAFT

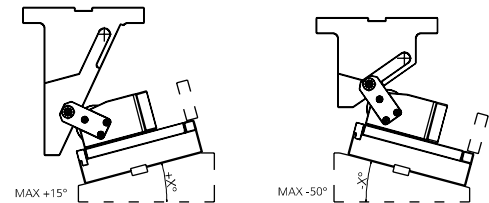
ENDKRAFT DER EXTRACTION / FORCE FINALE D'EXTRACTION

EFFORT MAXI DÉCOUPE

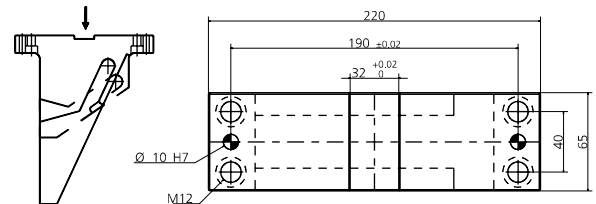


| POS. | CODE | DESCRIPTION | Q.TY |
|------|------------------------|--|----------|
| 001 | 8000.0049.04A0 | CORPO CAMMA / CAM BODY / GRUNDGEHÄUSE | 1 |
| 002 | 8007.0049.0400 | SLITTA / SLIDER / LAGERKEIL | 1 |
| 003 | 8088.0049.0400.001 | PIASTRINA / PLATE / PLATTE | 1 |
| 004 | 8088.0049.0400.002 | PIASTRINA / PLATE / PLATTE | 1 |
| 005 | 8088.0049.0400.003 | PIASTRINA / PLATE / PLATTE | 1 |
| 006 | 8009.0049.0400 | STAFFA DI AGGANCIO / BRACKET ATTACHMENTS / BRACKETBEFESTIGUNG | 2 |
| 007 | 8005.1250.1067.400.001 | PERNO / PIN / STIFT | 1 |
| 008 | 8090.0405.A080.000 | CUNEO / WEDGE / DRUCKSTÜCK 0 | 1*OPTION |
| 008 | 8090.0405.A080.605 | CUNEO / WEDGE / DRUCKSTÜCK +5 | 1*OPTION |
| 008 | 8090.0405.A080.610 | CUNEO / WEDGE / DRUCKSTÜCK +10 | 1*OPTION |
| 008 | 8090.0405.A080.615 | CUNEO / WEDGE / DRUCKSTÜCK +15 | 1*OPTION |
| 008 | 8090.0405.A080.705 | CUNEO / WEDGE / DRUCKSTÜCK -5 | 1*OPTION |
| 008 | 8090.0405.A080.710 | CUNEO / WEDGE / DRUCKSTÜCK -10 | 1*OPTION |
| 008 | 8090.0405.A080.715 | CUNEO / WEDGE / DRUCKSTÜCK -15 | 1*OPTION |
| 008 | 8090.0405.A080.720 | CUNEO / WEDGE / DRUCKSTÜCK -20 | 1*OPTION |
| 008 | 8090.0405.A080.725 | CUNEO / WEDGE / DRUCKSTÜCK -25 | 1*OPTION |
| 008 | 8090.0405.A080.730 | CUNEO / WEDGE / DRUCKSTÜCK -30 | 1*OPTION |
| 008 | 8090.0405.A080.735 | CUNEO / WEDGE / DRUCKSTÜCK -35 | 1*OPTION |
| 008 | 8090.0405.A080.740 | CUNEO / WEDGE / DRUCKSTÜCK -40 | 1*OPTION |
| 008 | 8090.0405.A080.745 | CUNEO / WEDGE / DRUCKSTÜCK -45 | 1*OPTION |
| 008 | 8090.0405.A080.750 | CUNEO / WEDGE / DRUCKSTÜCK -50 | 1*OPTION |
| 009 | 8086.2320.0390.240.001 | GUIDA ANGOLARE / SIDE PLATE L / WINKELFÜHRUNG FÜHRUNGSSCHIENE | 1 |
| 010 | 8086.2320.0390.240.002 | GUIDA ANGOLARE / SIDE PLATE L / WINKELFÜHRUNG FÜHRUNGSSCHIENE | 1 |
| 011 | 8012.2300.0500.100.001 | PIASTRA DI SCORRIMENTO / WEAR PLATE / DRUCKPLATTE | 2 |
| 012 | 8006.0215.0660.400.001 | RONDELLA / WASHER / UNTERLEGSCHIEBE | 2 |
| 013 | 8004.0900.0705.500.001 | ROTELLA / ROLLER / ROLLE | 1 |
| 014 | 9033.4266.015 | RALLA / THRUST WASHER / DRUCKSCHEIBE | 2 |
| 015 | 9020.06.10.E090 | PUNTALINO / BUMP STOP / DRUCKSTÜCK | 5 |
| 016 | 8005.0360.0130.260.001 | PERNO / PIN / STIFT | 2 |
| 017 | 9000.0100.0032.001 | CILINDRO AD AZOTO / NITROGEN CYLINDER / STICKSTOFFZYLINDER | 1 |
| 018 | 9035.4050.700.001 | BOCCOLA / BUSH / BUCHSE | 1 |
| 019 | 9003.0002 | SENSORE DI SICUREZZA / SECURITY SENSOR / SENSOR FÜR SICHERHEIT | 1*OPTION |
| 022 | 9014.10.008.008.1.4032 | DADO / NUT / MUTTER M10 | 2 |
| 023 | 9007.06.020.129.1.4762 | VITE / SCREW / SCHRAUBE M6X20 | 8 |
| 024 | 9007.10.030.129.1.4762 | VITE / SCREW / SCHRAUBE M10X30 | 8 |
| 025 | 9007.06.014.129.1.4762 | VITE / SCREW / SCHRAUBE M6X14 | 4 |
| 026 | 9007.06.012.129.1.4762 | VITE / SCREW / SCHRAUBE M6X12 | 2 |
| 027 | 9007.10.020.129.1.9327 | VITE / SCREW / SCHRAUBE M10X20 | 6 |
| 028 | 9007.06.035.129.1.4762 | VITE / SCREW / SCHRAUBE M6X35 | 4 |

POSSIBILI INCLINAZIONI / POSSIBLE INCLINATIONS / MÖGLICHE NEIGUNGEN



008 (8090) CUNEO / WEDGE / DRUCKSTÜCK



019 (9003) SENSORE / SENSOR / SENSOR



19 PATENT PENDING

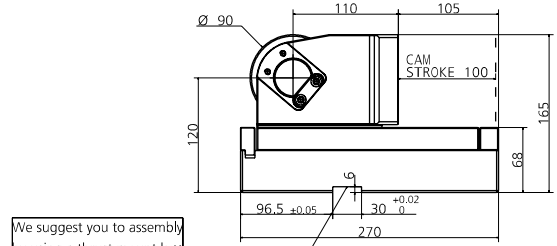
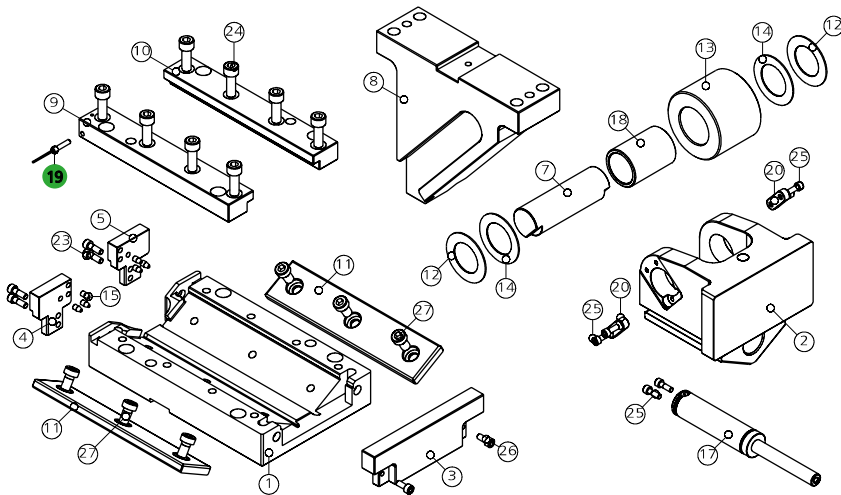
MODELLO D'ORDINE / ORDER EXAMPLE / BESTELLBEISPIEL / MODÈLE DE COMMANDE

MODEL **0149.P4A0** INCLINATION **+10°** OPTION CODE **9003.0002**

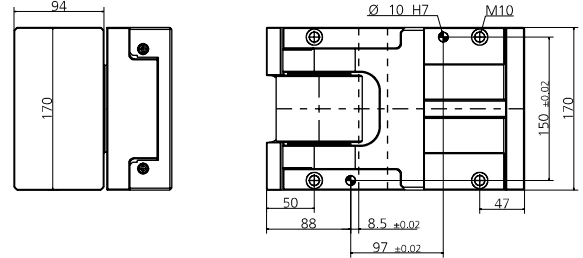
0149.K4A0 - CAM ROLLER K4A0

FORZA INIZIALE DI ESTRAZIONE / INITIAL EXTRACTION FORCE **350 daN**
 RÜCKZUGSKRAFT / FORCE INITIALE D'EXTRACTION
 FORZA FINALE DI ESTRAZIONE / FINAL FORCE OF EXTRACTION **661 daN**
 ENDKRAFT DER EXTRAKTION / FORCE FINALE D'EXTRACTION

SFORZO MAX TRANCIO **16600 daN**
 CUTTING MAX FORCE
 MAXIMALE SCHNITTKRAFT
 EFFORT MAXI DÉCOUPE

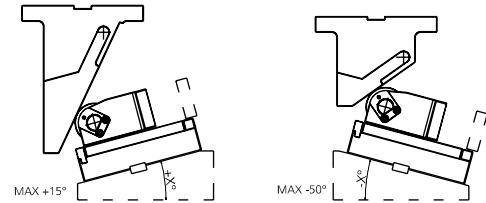


We suggest you to assembly by using a thrust mount key

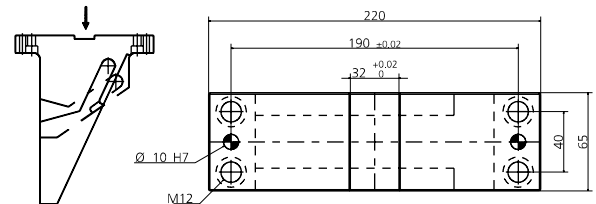


| POS. | CODE | DESCRIPTION | Q.TY |
|------|-------------------------------|--|----------|
| 001 | 8000.0049.04A0 | CORPO CAMMA / CAM BODY / GRUNDGEHÄUSE | 1 |
| 002 | 8007.0049.0400 | SLITTA / SLIDER / LAGERKEIL | 1 |
| 003 | 8088.0049.0400.001 | PIASTRINA / PLATE / PLATTE | 1 |
| 004 | 8088.0049.0400.002 | PIASTRINA / PLATE / PLATTE | 1 |
| 005 | 8088.0049.0400.003 | PIASTRINA / PLATE / PLATTE | 1 |
| 007 | 8005.1250.1067.400.001 | PERNO / PIN / STIFT | 1 |
| 008 | 8090.0405.A080.000 | CUNEO / WEDGE / DRUCKSTÜCK 0 | 1*OPTION |
| 008 | 8090.0405.A080.605 | CUNEO / WEDGE / DRUCKSTÜCK +5 | 1*OPTION |
| 008 | 8090.0405.A080.610 | CUNEO / WEDGE / DRUCKSTÜCK +10 | 1*OPTION |
| 008 | 8090.0405.A080.615 | CUNEO / WEDGE / DRUCKSTÜCK +15 | 1*OPTION |
| 008 | 8090.0405.A080.705 | CUNEO / WEDGE / DRUCKSTÜCK -5 | 1*OPTION |
| 008 | 8090.0405.A080.710 | CUNEO / WEDGE / DRUCKSTÜCK -10 | 1*OPTION |
| 008 | 8090.0405.A080.715 | CUNEO / WEDGE / DRUCKSTÜCK -15 | 1*OPTION |
| 008 | 8090.0405.A080.720 | CUNEO / WEDGE / DRUCKSTÜCK -20 | 1*OPTION |
| 008 | 8090.0405.A080.725 | CUNEO / WEDGE / DRUCKSTÜCK -25 | 1*OPTION |
| 008 | 8090.0405.A080.730 | CUNEO / WEDGE / DRUCKSTÜCK -30 | 1*OPTION |
| 008 | 8090.0405.A080.735 | CUNEO / WEDGE / DRUCKSTÜCK -35 | 1*OPTION |
| 008 | 8090.0405.A080.740 | CUNEO / WEDGE / DRUCKSTÜCK -40 | 1*OPTION |
| 008 | 8090.0405.A080.745 | CUNEO / WEDGE / DRUCKSTÜCK -45 | 1*OPTION |
| 008 | 8090.0405.A080.750 | CUNEO / WEDGE / DRUCKSTÜCK -50 | 1*OPTION |
| 009 | 8086.2320.0390.240.001 | GUIDA ANGOLARE / SIDE PLATE L / WINKELFÜHRUNG FÜHRUNGSSCHIENE | 1 |
| 010 | 8086.2320.0390.240.002 | GUIDA ANGOLARE / SIDE PLATE L / WINKELFÜHRUNG FÜHRUNGSSCHIENE | 1 |
| 011 | 8012.2300.0500.100.001 | PIASTRA DI SCORRIMENTO / WEAR PLATE / DRUCKPLATTE | 2 |
| 012 | 8006.0215.0660.400.001 | RONDELLA / WASHER / UNTERLEGSCHEIBE | 2 |
| 013 | 8004.0900.0705.500.001 | ROTELLA / ROLLER / ROLLE | 1 |
| 014 | 9033.4266.015 | RALLA / THRUST WASHER / DRUCKSCHEIBE | 2 |
| 015 | 9020.06.10.E090 | PUNTALINO / BUMP STOP / DRUCKSTÜCK | 5 |
| 017 | 9000.0100.0032.001 | CILINDRO AD AZOTO / NITROGEN CYLINDER / STICKSTOFFZYLINDER | 1 |
| 018 | 9035.4050.700.001 | BOCCOLA / BUSH / BÜCHSE | 1 |
| 019 | 9003.0002 | SENSORE DI SICUREZZA / SECURITY SENSOR / SENSOR FÜR SICHERHEIT | 1*OPTION |
| 020 | 8087.0400.0140.090.001 | CHIAVETTA / KEY / SCHLÜSSEL | 2 |
| 023 | 9007.06.020.129.1.4762 | VITE / SCREW / SCHRAUBE M6X20 | 4 |
| 024 | 9007.10.030.129.1.4762 | VITE / SCREW / SCHRAUBE M10X30 | 8 |
| 025 | 9007.06.014.129.1.4762 | VITE / SCREW / SCHRAUBE M6X14 | 6 |
| 026 | 9007.06.012.129.1.4762 | VITE / SCREW / SCHRAUBE M6X12 | 2 |
| 027 | 9007.10.020.129.1.9327 | VITE / SCREW / SCHRAUBE M10X20 | 6 |

POSSIBILI INCLINAZIONI / POSSIBLE INCLINATIONS / MÖGLICHE NEIGUNGEN



008 (8090) CUNEO / WEDGE / DRUCKSTÜCK



019 (9003) SENSORE / SENSOR / SENSOR



19 PATENT PENDING

MODELLO D'ORDINE / ORDER EXAMPLE / BESTELLBEISPIEL / MODÈLE DE COMMANDE

MODEL **0149.K4A0** INCLINATION **+10°** OPTION CODE **9003.0002**

0149.P550 - CAM ROLLER P550

FORZA INIZIALE DI ESTRAZIONE / INITIAL EXTRACTION FORCE

500 daN

RÜCKZUGSKRAFT / FORCE INITIALE D'EXTRACTION

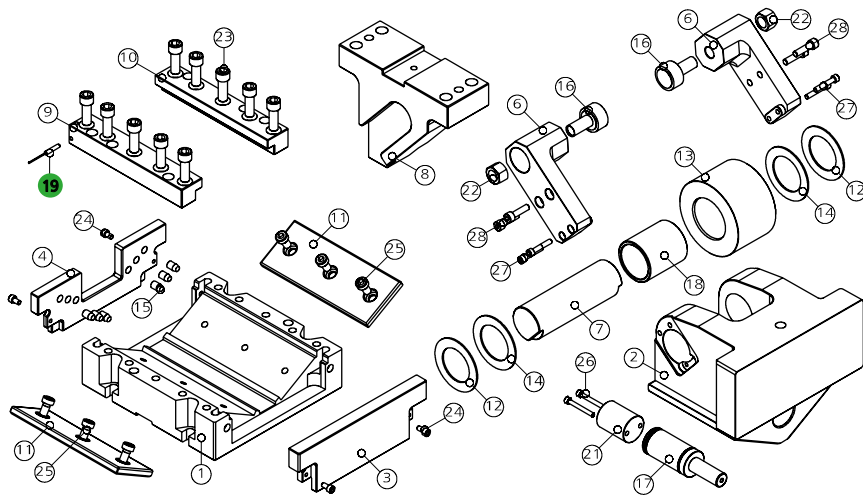
FORZA FINALE DI ESTRAZIONE / FINAL FORCE OF EXTRACTION

926 daN

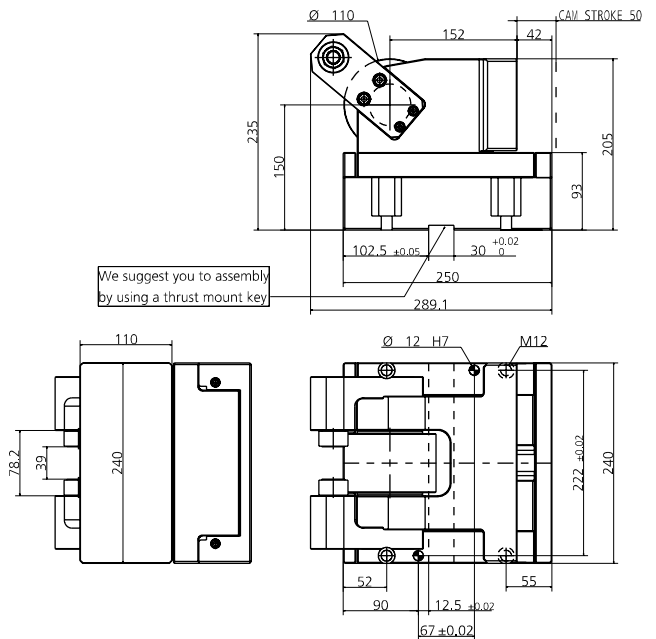
ENDKRAFT DER EXTRACTION / FORCE FINALE D'EXTRACTION

SFORZO MAX TRANCIO 25800 daN

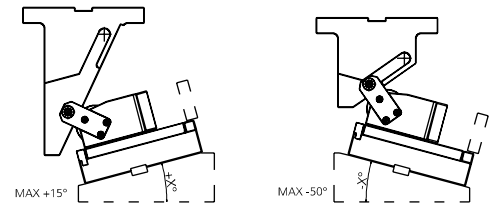
CUTTING MAX FORCE
MAXIMALE SCHNITTKRAFT
EFFORT MAXI DÉCOUPE



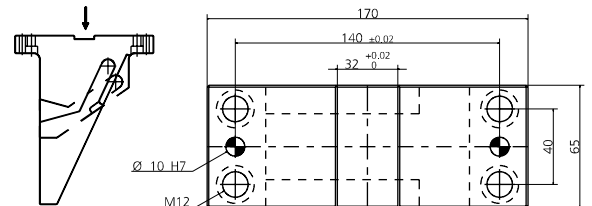
| POS. | CODE | DESCRIPTION | Q.TY |
|------|------------------------|--|----------|
| 001 | 8000.0049.0550 | CORPO CAMMA / CAM BODY / GRUNDGEHÄUSE | 1 |
| 002 | 8007.0049.0500 | SLITTA / SLIDER / LAGERKEIL | 1 |
| 003 | 8088.0049.0500.001 | PIASTRINA / PLATE / PLATTE | 1 |
| 004 | 8088.0049.0500.002 | PIASTRINA / PLATE / PLATTE | 1 |
| 006 | 8009.0049.0500 | STAFFA DI AGGANCIAMENTO / BRACKET ATTACHMENTS / BRACKETBEFESTIGUNG | 2 |
| 007 | 8005.1550.1417.500.001 | PERNO / PIN / STIFT | 1 |
| 008 | 8090.0405.0050.000 | CUNEO / WEDGE / DRUCKSTÜCK 0 | 1*OPTION |
| 008 | 8090.0405.0050.605 | CUNEO / WEDGE / DRUCKSTÜCK +5 | 1*OPTION |
| 008 | 8090.0405.0050.610 | CUNEO / WEDGE / DRUCKSTÜCK +10 | 1*OPTION |
| 008 | 8090.0405.0050.615 | CUNEO / WEDGE / DRUCKSTÜCK +15 | 1*OPTION |
| 008 | 8090.0405.0050.705 | CUNEO / WEDGE / DRUCKSTÜCK -5 | 1*OPTION |
| 008 | 8090.0405.0050.710 | CUNEO / WEDGE / DRUCKSTÜCK -10 | 1*OPTION |
| 008 | 8090.0405.0050.715 | CUNEO / WEDGE / DRUCKSTÜCK -15 | 1*OPTION |
| 008 | 8090.0405.0050.720 | CUNEO / WEDGE / DRUCKSTÜCK -20 | 1*OPTION |
| 008 | 8090.0405.0050.725 | CUNEO / WEDGE / DRUCKSTÜCK -25 | 1*OPTION |
| 008 | 8090.0405.0050.730 | CUNEO / WEDGE / DRUCKSTÜCK -30 | 1*OPTION |
| 008 | 8090.0405.0050.735 | CUNEO / WEDGE / DRUCKSTÜCK -35 | 1*OPTION |
| 008 | 8090.0405.0050.740 | CUNEO / WEDGE / DRUCKSTÜCK -40 | 1*OPTION |
| 008 | 8090.0405.0050.745 | CUNEO / WEDGE / DRUCKSTÜCK -45 | 1*OPTION |
| 008 | 8090.0405.0050.750 | CUNEO / WEDGE / DRUCKSTÜCK -50 | 1*OPTION |
| 009 | 8086.2120.0390.300.001 | GUIDA ANGOLARE / SIDE PLATE L / WINKELFÜHRUNG FÜHRUNGSSCHIENE | 1 |
| 010 | 8086.2120.0390.300.002 | GUIDA ANGOLARE / SIDE PLATE L / WINKELFÜHRUNG FÜHRUNGSSCHIENE | 1 |
| 011 | 8012.2000.0750.100.001 | PIASTRA DI SCORRIMENTO / WEAR PLATE / DRUCKPLATTE | 2 |
| 012 | 8006.0220.0780.505.001 | RONDELLA / WASHER / UNTERLEGSCHIBE | 2 |
| 013 | 8004.1100.0705.600.001 | ROTELLA / ROLLER / ROLLE | 1 |
| 014 | 9033.5278.020 | RALLA / THRUST WASHER / DRUCKSCHEIBE | 2 |
| 015 | 9020.10.15.E090 | PUNTALINO / BUMP STOP / DRUCKSTÜCK | 6 |
| 016 | 8005.0530.0190.350.001 | PERNO / PIN / STIFT | 2 |
| 017 | 9000.0050.0038.001 | CILINDRO AD AZOTO / NITROGEN CYLINDER / STICKSTOFFZYLINDER | 1 |
| 018 | 9035.5060.700.001 | BOCCOLA / BUSH / BUCHSE | 1 |
| 019 | 9003.0002 | SENSORE DI SICUREZZA / SECURITY SENSOR / SENSOR FÜR SICHERHEIT | 1*OPTION |
| 021 | 8089.0388.0500.001 | DISTANZIALE / SPACER / ABSTANDSHALTER | 1 |
| 022 | 9014.16.016.008.1.4032 | DADO / NUT / MUTTER M16 | 2 |
| 023 | 9007.12.035.129.1.4762 | VITE / SCREW / SCHRAUBE M12X35 | 10 |
| 024 | 9007.06.012.129.1.4762 | VITE / SCREW / SCHRAUBE M6X12 | 4 |
| 025 | 9007.10.020.129.1.9327 | VITE / SCREW / SCHRAUBE M10X20 | 6 |
| 026 | 9007.06.075.129.1.4762 | VITE / SCREW / SCHRAUBE M6X75 | 2 |
| 027 | 9007.06.035.129.1.4762 | VITE / SCREW / SCHRAUBE M6X35 | 4 |
| 028 | 9007.08.030.129.1.4762 | VITE / SCREW / SCHRAUBE M8X30 | 4 |



POSSIBILI INCLINAZIONI / POSSIBLE INCLINATIONS / MÖGLICHE NEIGUNGEN



008 (8090) CUNEO / WEDGE / DRUCKSTÜCK



019 (9003) SENSORE / SENSOR / SENSOR



19 PATENT PENDING

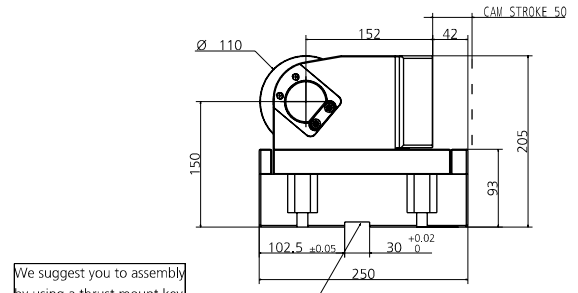
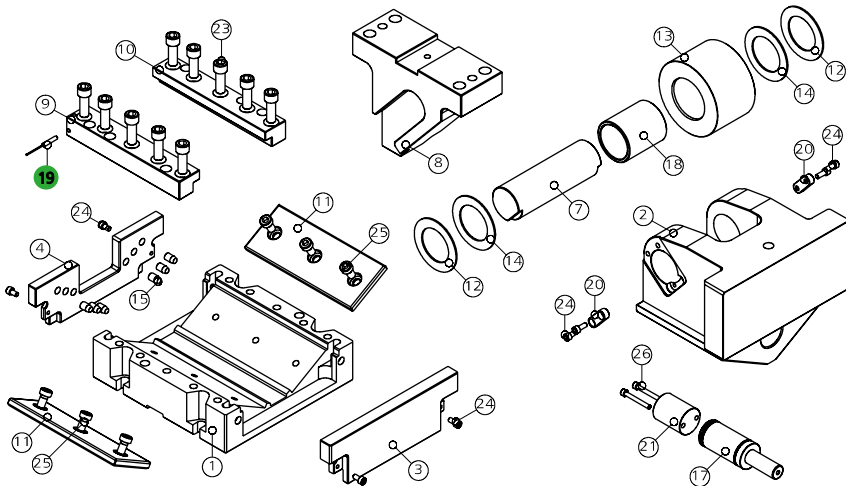
MODELLO D'ORDINE / ORDER EXAMPLE / BESTELLBEISPIEL / MODÈLE DE COMMANDE

MODEL **0149.P550** INCLINATION **+10°** OPTION CODE **9003.0002**

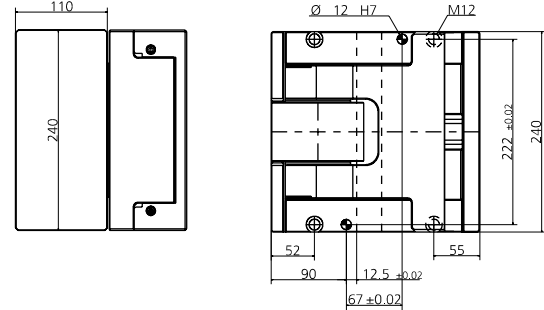
0149.K550 - CAM ROLLER K550

FORZA INIZIALE DI ESTRAZIONE / INITIAL EXTRACTION FORCE **500 daN**
 RÜCKZUGSKRAFT / FORCE INITIALE D'EXTRACTION
 FORZA FINALE DI ESTRAZIONE / FINAL FORCE OF EXTRACTION **926 daN**
 ENDKRAFT DER EXTRACTION / FORCE FINALE D'EXTRACTION

SPORZO MAX TRANCIO **25800 daN**
 CUTTING MAX FORCE
 MAXIMALE SCHNITTKRAFT
 EFFORT MAXI DÉCOUPE

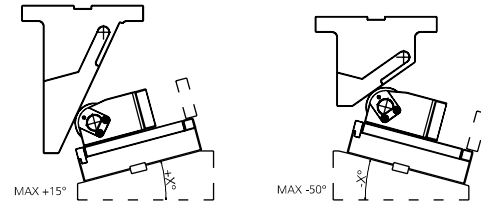


We suggest you to assembly by using a thrust mount key

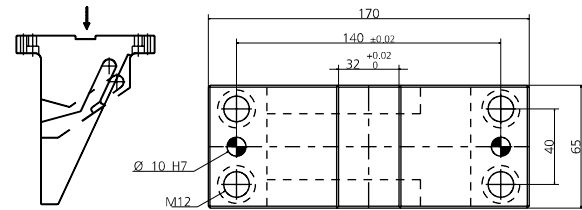


| POS. | CODE | DESCRIPTION | Q.TY |
|------|------------------------|--|----------|
| 001 | 8000.0049.0550 | CORPO CAMMA / CAM BODY / GRUNDGEHÄUSE | 1 |
| 002 | 8007.0049.0500 | SLITTA / SLIDER / LAGERKEIL | 1 |
| 003 | 8088.0049.0500.001 | PIASTRINA / PLATE / PLATTE | 1 |
| 004 | 8088.0049.0500.002 | PIASTRINA / PLATE / PLATTE | 1 |
| 007 | 8005.1550.1417.500.001 | PERNO / PIN / STIFT | 1 |
| 008 | 8090.0405.0050.000 | CUNEO / WEDGE / DRUCKSTÜCK 0 | 1*OPTION |
| 008 | 8090.0405.0050.605 | CUNEO / WEDGE / DRUCKSTÜCK +5 | 1*OPTION |
| 008 | 8090.0405.0050.610 | CUNEO / WEDGE / DRUCKSTÜCK +10 | 1*OPTION |
| 008 | 8090.0405.0050.615 | CUNEO / WEDGE / DRUCKSTÜCK +15 | 1*OPTION |
| 008 | 8090.0405.0050.705 | CUNEO / WEDGE / DRUCKSTÜCK -5 | 1*OPTION |
| 008 | 8090.0405.0050.710 | CUNEO / WEDGE / DRUCKSTÜCK -10 | 1*OPTION |
| 008 | 8090.0405.0050.715 | CUNEO / WEDGE / DRUCKSTÜCK -15 | 1*OPTION |
| 008 | 8090.0405.0050.720 | CUNEO / WEDGE / DRUCKSTÜCK -20 | 1*OPTION |
| 008 | 8090.0405.0050.725 | CUNEO / WEDGE / DRUCKSTÜCK -25 | 1*OPTION |
| 008 | 8090.0405.0050.730 | CUNEO / WEDGE / DRUCKSTÜCK -30 | 1*OPTION |
| 008 | 8090.0405.0050.735 | CUNEO / WEDGE / DRUCKSTÜCK -35 | 1*OPTION |
| 008 | 8090.0405.0050.740 | CUNEO / WEDGE / DRUCKSTÜCK -40 | 1*OPTION |
| 008 | 8090.0405.0050.745 | CUNEO / WEDGE / DRUCKSTÜCK -45 | 1*OPTION |
| 008 | 8090.0405.0050.750 | CUNEO / WEDGE / DRUCKSTÜCK -50 | 1*OPTION |
| 009 | 8086.2120.0390.300.001 | GUIDA ANGOLARE / SIDE PLATE L / WINKELFÜHRUNG FÜHRUNGSSCHIENE | 1 |
| 010 | 8086.2120.0390.300.002 | GUIDA ANGOLARE / SIDE PLATE L / WINKELFÜHRUNG FÜHRUNGSSCHIENE | 1 |
| 011 | 8012.2000.0750.100.001 | PIASTRA DI SCORRIMENTO / WEAR PLATE / DRUCKPLATTE | 2 |
| 012 | 8006.0220.0780.505.001 | RONDELLA / WASHER / UNTERLEGSCHIBE | 2 |
| 013 | 8004.1100.0705.600.001 | ROTELLA / ROLLER / ROLLE | 1 |
| 014 | 9033.5278.020 | RALLA / THRUST WASHER / DRUCKSCHEIBE | 2 |
| 015 | 9020.10.15.E090 | PUNTALINO / BUMP STOP / DRUCKSTÜCK | 6 |
| 017 | 9000.0050.0038.001 | CILINDRO AD AZOTO / NITROGEN CYLINDER / STICKSTOFFZYLINDER | 1 |
| 018 | 9035.5060.700.001 | BOCCOLA / BUSH / BUCHSE | 1 |
| 019 | 9003.0002 | SENSORE DI SICUREZZA / SECURITY SENSOR / SENSOR FÜR SICHERHEIT | 1*OPTION |
| 020 | 8087.0400.0140.090.001 | CHIAVETTA / KEY / SCHLÜSSEL | 2 |
| 021 | 8089.0388.0500.001 | DISTANZIALE / SPACER / ABSTANDSHALTER | 1 |
| 023 | 9007.12.035.129.1.4762 | VITE / SCREW / SCHRAUBE M12X35 | 10 |
| 024 | 9007.06.012.129.1.4762 | VITE / SCREW / SCHRAUBE M6X12 | 8 |
| 025 | 9007.10.020.129.1.9327 | VITE / SCREW / SCHRAUBE M10X20 | 6 |
| 026 | 9007.06.075.129.1.4762 | VITE / SCREW / SCHRAUBE M6X75 | 2 |

POSSIBILI INCLINAZIONI / POSSIBLE INCLINATIONS / MÖGLICHE NEIGUNGEN



008 (8090) CUNEO / WEDGE / DRUCKSTÜCK



019 (9003) SENSORE / SENSOR / SENSOR



19 PATENT PENDING

MODELLO D'ORDINE / ORDER EXAMPLE / BESTELLBEISPIEL / MODÈLE DE COMMANDE

MODEL **0149.K550** INCLINATION **+10°** OPTION CODE **9003.0002**

0149.P580 - CAM ROLLER P580

FORZA INIZIALE DI ESTRAZIONE / INITIAL EXTRACTION FORCE

500 daN

RÜCKZUGSKRAFT / FORCE INITIALE D'EXTRACTION

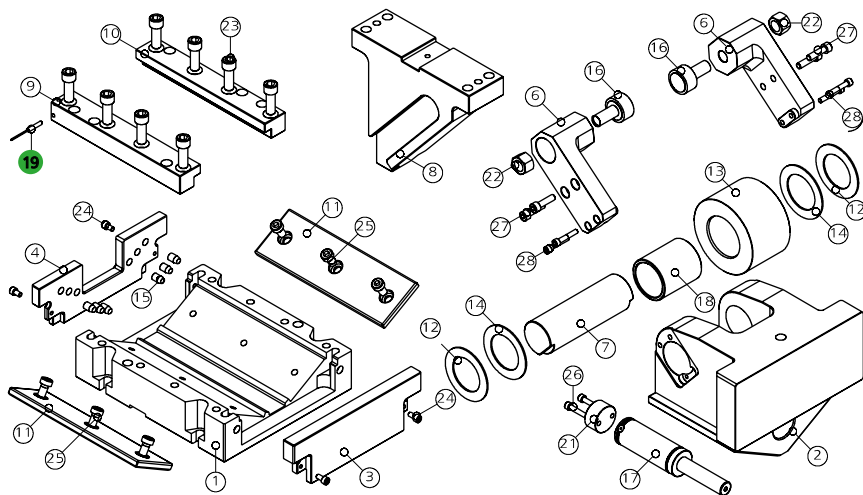
FORZA FINALE DI ESTRAZIONE / FINAL FORCE OF EXTRACTION

936 daN

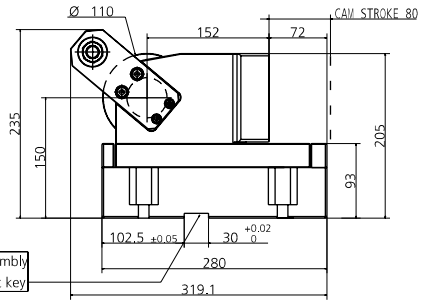
ENDKRAFT DER EXTRACTION / FORCE FINALE D'EXTRACTION

SFORZO MAX TRANCIO 25800 daN

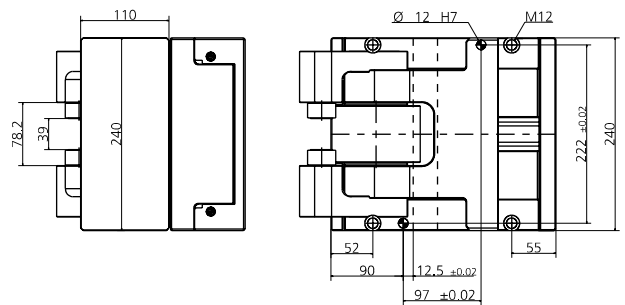
CUTTING MAX FORCE
MAXIMALE SCHNITTKRAFT
EFFORT MAXI DÉCOUPE



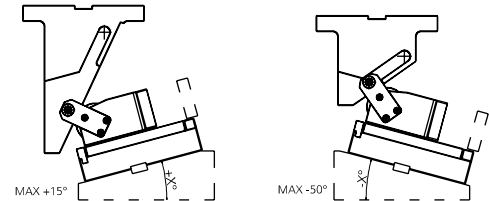
| POS. | CODE | DESCRIPTION | Q.TY |
|------|------------------------|--|----------|
| 001 | 8000.0049.0580 | CORPO CAMMA / CAM BODY / GRUNDGEHÄUSE | 1 |
| 002 | 8007.0049.0500 | SLITTA / SLIDER / LAGERKEIL | 1 |
| 003 | 8088.0049.0500.001 | PIASTRINA / PLATE / PLATTE | 1 |
| 004 | 8088.0049.0500.002 | PIASTRINA / PLATE / PLATTE | 1 |
| 006 | 8009.0049.0500 | STAFFA DI AGGANCIAMENTO / BRACKET ATTACHMENTS / BRACKETBEFESTIGUNG | 2 |
| 007 | 8005.1550.1417.500.001 | PERNO / PIN / STIFT | 1 |
| 008 | 8090.0405.A080.000 | CUNEO / WEDGE / DRUCKSTÜCK 0 | 1*OPTION |
| 008 | 8090.0405.A080.605 | CUNEO / WEDGE / DRUCKSTÜCK +5 | 1*OPTION |
| 008 | 8090.0405.A080.610 | CUNEO / WEDGE / DRUCKSTÜCK +10 | 1*OPTION |
| 008 | 8090.0405.A080.615 | CUNEO / WEDGE / DRUCKSTÜCK +15 | 1*OPTION |
| 008 | 8090.0405.A080.705 | CUNEO / WEDGE / DRUCKSTÜCK -5 | 1*OPTION |
| 008 | 8090.0405.A080.710 | CUNEO / WEDGE / DRUCKSTÜCK -10 | 1*OPTION |
| 008 | 8090.0405.A080.715 | CUNEO / WEDGE / DRUCKSTÜCK -15 | 1*OPTION |
| 008 | 8090.0405.A080.720 | CUNEO / WEDGE / DRUCKSTÜCK -20 | 1*OPTION |
| 008 | 8090.0405.A080.725 | CUNEO / WEDGE / DRUCKSTÜCK -25 | 1*OPTION |
| 008 | 8090.0405.A080.730 | CUNEO / WEDGE / DRUCKSTÜCK -30 | 1*OPTION |
| 008 | 8090.0405.A080.735 | CUNEO / WEDGE / DRUCKSTÜCK -35 | 1*OPTION |
| 008 | 8090.0405.A080.740 | CUNEO / WEDGE / DRUCKSTÜCK -40 | 1*OPTION |
| 008 | 8090.0405.A080.745 | CUNEO / WEDGE / DRUCKSTÜCK -45 | 1*OPTION |
| 008 | 8090.0405.A080.750 | CUNEO / WEDGE / DRUCKSTÜCK -50 | 1*OPTION |
| 009 | 8086.2420.0390.300.001 | GUIDA ANGOLARE / SIDE PLATE L / WINKELFÜHRUNG FÜHRUNGSSCHIENE | 1 |
| 010 | 8086.2420.0390.300.002 | GUIDA ANGOLARE / SIDE PLATE L / WINKELFÜHRUNG FÜHRUNGSSCHIENE | 1 |
| 011 | 8012.2400.0750.100.001 | PIASTRA DI SCORRIMENTO / WEAR PLATE / DRUCKPLATTE | 2 |
| 012 | 8006.0220.0780.505.001 | RONDELLA / WASHER / UNTERLEGSCHIBE | 2 |
| 013 | 8004.1100.0705.600.001 | ROTELLA / ROLLER / ROLLE | 1 |
| 014 | 9033.5278.020 | RALLA / THRUST WASHER / DRUCKSCHEIBE | 2 |
| 015 | 9020.10.15.E090 | PUNTALINO / BUMP STOP / DRUCKSTÜCK | 6 |
| 016 | 8005.0530.0190.350.001 | PERNO / PIN / STIFT | 2 |
| 017 | 9000.0080.0038.002 | CILINDRO AD AZOTO / NITROGEN CYLINDER / STICKSTOFFZYLINDER | 1 |
| 018 | 9035.5060.700.001 | BOCCOLA / BUSH / BUCHSE | 1 |
| 019 | 9003.0002 | SENSORE DI SICUREZZA / SECURITY SENSOR / SENSOR FÜR SICHERHEIT | 1*OPTION |
| 021 | 8089.0388.0200.001 | DISTANZIALE / SPACER / ABSTANDSHALTER | 1 |
| 022 | 9014.16.016.008.1.4032 | DADO / NUT / MUTTER M16 | 2 |
| 023 | 9007.12.035.129.1.4762 | VITE / SCREW / SCHRAUBE M12X35 | 8 |
| 024 | 9007.06.012.129.1.4762 | VITE / SCREW / SCHRAUBE M6X12 | 4 |
| 025 | 9007.10.020.129.1.9327 | VITE / SCREW / SCHRAUBE M10X20 | 6 |
| 026 | 9007.06.045.129.1.4762 | VITE / SCREW / SCHRAUBE M6X45 | 2 |
| 027 | 9007.08.030.129.1.4762 | VITE / SCREW / SCHRAUBE M8X30 | 4 |
| 028 | 9007.06.035.129.1.4762 | VITE / SCREW / SCHRAUBE M6X35 | 4 |



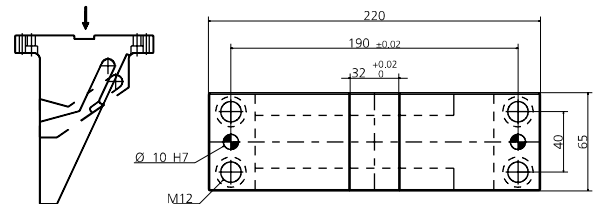
We suggest you to assembly by using a thrust mount key



POSSIBILI INCLINAZIONI / POSSIBLE INCLINATIONS / MÖGLICHE NEIGUNGEN



008 (8090) CUNEO / WEDGE / DRUCKSTÜCK



019 (9003) SENSORE / SENSOR / SENSOR



19 PATENT PENDING

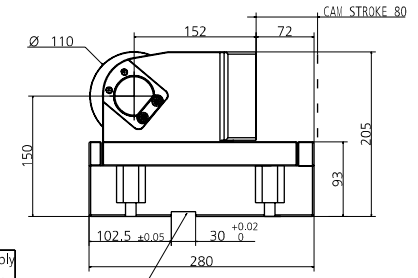
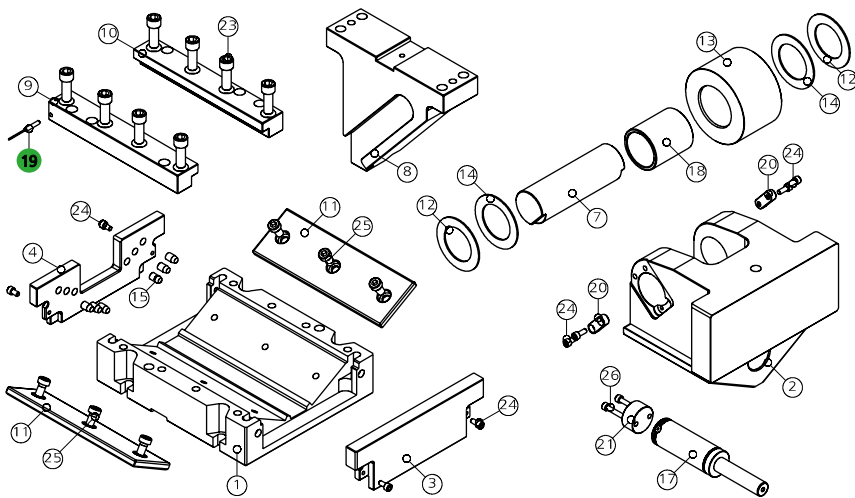
MODELLO D'ORDINE / ORDER EXAMPLE / BESTELLBEISPIEL / MODÈLE DE COMMANDE

MODEL **0149.P580** INCLINATION **+10°** OPTION CODE **9003.0002**

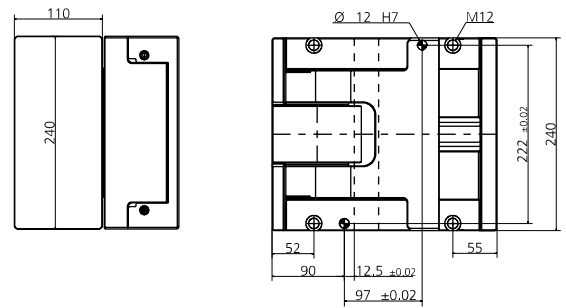
0149.K580 - CAM ROLLER K580

FORZA INIZIALE DI ESTRAZIONE / INITIAL EXTRACTION FORCE **500 daN**
 RÜCKZUGSKRAFT / FORCE INITIALE D'EXTRACTION
 FORZA FINALE DI ESTRAZIONE / FINAL FORCE OF EXTRACTION **936 daN**
 ENDKRAFT DER EXTRAKTION / FORCE FINALE D'EXTRACTION

SPORZO MAX TRANCIO **25800 daN**
 CUTTING MAX FORCE
 MAXIMALE SCHNITTKRAFT
 EFFORT MAXI DÉCOUPE

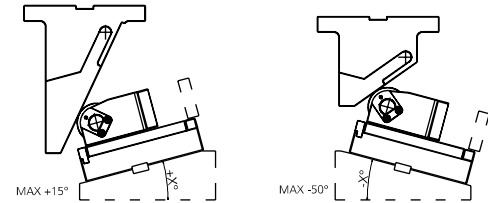


We suggest you to assembly by using a thrust mount key

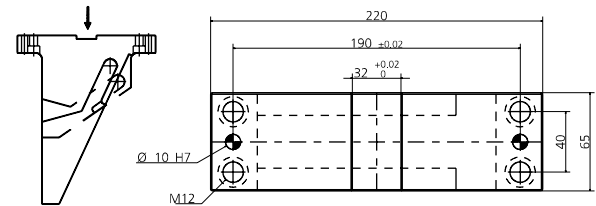


| POS. | CODE | DESCRIPTION | Q.TY |
|------|------------------------|--|----------|
| 001 | 8000.0049.0580 | CORPO CAMMA / CAM BODY / GRUNDGEHÄUSE | 1 |
| 002 | 8007.0049.0500 | SLITTA / SLIDER / LAGERKEIL | 1 |
| 003 | 8088.0049.0500.001 | PIASTRINA / PLATE / PLATTE | 1 |
| 004 | 8088.0049.0500.002 | PIASTRINA / PLATE / PLATTE | 1 |
| 007 | 8005.1550.1417.500.001 | PERNO / PIN / STIFT | 1 |
| 008 | 8090.0405.A080.000 | CUNEO / WEDGE / DRUCKSTÜCK 0 | 1*OPTION |
| 008 | 8090.0405.A080.605 | CUNEO / WEDGE / DRUCKSTÜCK +5 | 1*OPTION |
| 008 | 8090.0405.A080.610 | CUNEO / WEDGE / DRUCKSTÜCK +10 | 1*OPTION |
| 008 | 8090.0405.A080.615 | CUNEO / WEDGE / DRUCKSTÜCK +15 | 1*OPTION |
| 008 | 8090.0405.A080.705 | CUNEO / WEDGE / DRUCKSTÜCK -5 | 1*OPTION |
| 008 | 8090.0405.A080.710 | CUNEO / WEDGE / DRUCKSTÜCK -10 | 1*OPTION |
| 008 | 8090.0405.A080.715 | CUNEO / WEDGE / DRUCKSTÜCK -15 | 1*OPTION |
| 008 | 8090.0405.A080.720 | CUNEO / WEDGE / DRUCKSTÜCK -20 | 1*OPTION |
| 008 | 8090.0405.A080.725 | CUNEO / WEDGE / DRUCKSTÜCK -25 | 1*OPTION |
| 008 | 8090.0405.A080.730 | CUNEO / WEDGE / DRUCKSTÜCK -30 | 1*OPTION |
| 008 | 8090.0405.A080.735 | CUNEO / WEDGE / DRUCKSTÜCK -35 | 1*OPTION |
| 008 | 8090.0405.A080.740 | CUNEO / WEDGE / DRUCKSTÜCK -40 | 1*OPTION |
| 008 | 8090.0405.A080.745 | CUNEO / WEDGE / DRUCKSTÜCK -45 | 1*OPTION |
| 008 | 8090.0405.A080.750 | CUNEO / WEDGE / DRUCKSTÜCK -50 | 1*OPTION |
| 009 | 8086.2420.0390.300.001 | GUIDA ANGOLARE / SIDE PLATE L / WINKELFÜHRUNG FÜHRUNGSSCHIENE | 1 |
| 010 | 8086.2420.0390.300.002 | GUIDA ANGOLARE / SIDE PLATE L / WINKELFÜHRUNG FÜHRUNGSSCHIENE | 1 |
| 011 | 8012.2400.0750.100.001 | PIASTRA DI SCORRIMENTO / WEAR PLATE / DRUCKPLATTE | 2 |
| 012 | 8006.0220.0780.505.001 | RONDELLA / WASHER / UNTERLEGSCHIBE | 2 |
| 013 | 8004.1100.0705.600.001 | ROTELLA / ROLLER / ROLLE | 1 |
| 014 | 9033.5278.020 | RALLA / THRUST WASHER / DRUCKSCHEIBE | 2 |
| 015 | 9020.10.15.E090 | PUNTALINO / BUMP STOP / DRUCKSTÜCK | 6 |
| 017 | 9000.0080.0038.002 | CILINDRO AD AZOTO / NITROGEN CYLINDER / STICKSTOFFZYLINDER | 1 |
| 018 | 9035.5060.700.001 | BOCCOLA / BUSH / BUCHSE | 1 |
| 019 | 9003.0002 | SENSORE DI SICUREZZA / SECURITY SENSOR / SENSOR FÜR SICHERHEIT | 1*OPTION |
| 020 | 8087.0400.0140.090.001 | CHIAVETTA / KEY / SCHLÜSSEL | 2 |
| 021 | 8089.0388.0200.001 | DISTANZIALE / SPACER / ABSTANDSHALTER | 1 |
| 023 | 9007.12.035.129.1.4762 | VITE / SCREW / SCHRAUBE M12X35 | 8 |
| 024 | 9007.06.012.129.1.4762 | VITE / SCREW / SCHRAUBE M6X12 | 8 |
| 025 | 9007.10.020.129.1.9327 | VITE / SCREW / SCHRAUBE M10X20 | 6 |
| 026 | 9007.06.045.129.1.4762 | VITE / SCREW / SCHRAUBE M6X45 | 2 |

POSSIBILI INCLINAZIONI / POSSIBLE INCLINATIONS / MÖGLICHE NEIGUNGEN



008 (8090) CUNEO / WEDGE / DRUCKSTÜCK



019 (9003) SENSORE / SENSOR / SENSOR



19 PATENT PENDING

MODELLO D'ORDINE / ORDER EXAMPLE / BESTELLBEISPIEL / MODÈLE DE COMMANDE

MODEL **0149.K580** INCLINATION **+10°** OPTION CODE **9003.0002**

0149.P5A0 - CAM ROLLER P5A0

FORZA INIZIALE DI ESTRAZIONE / INITIAL EXTRACTION FORCE

500 daN

RÜCKZUGSKRAFT / FORCE INITIALE D'EXTRACTION

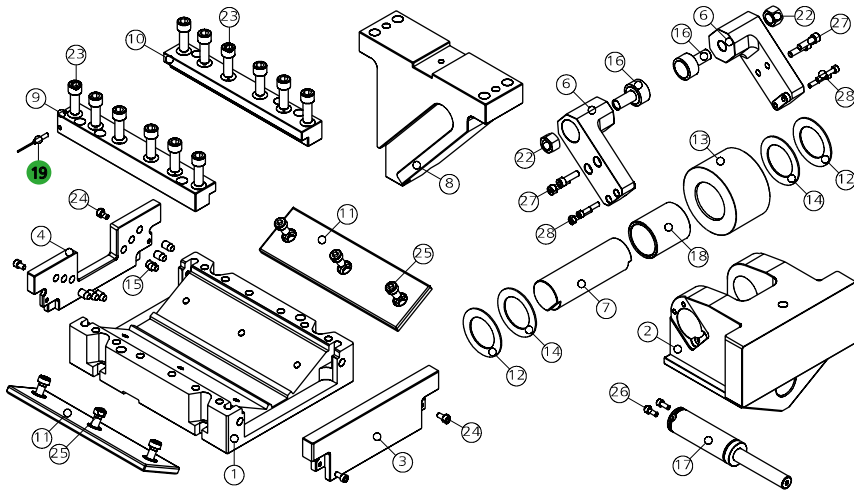
FORZA FINALE DI ESTRAZIONE / FINAL FORCE OF EXTRACTION

938 daN

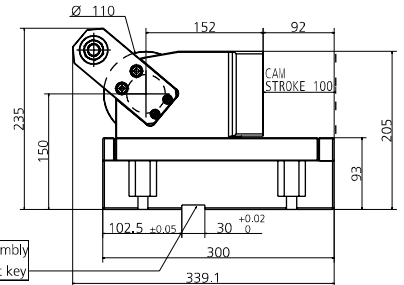
ENDKRAFT DER EXTRACTION / FORCE FINALE D'EXTRACTION

SFORZO MAX TRANCIO 25800 daN

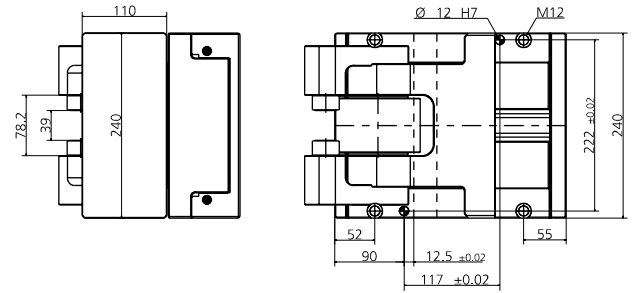
CUTTING MAX FORCE
MAXIMALE SCHNITTKRAFT
EFFORT MAXI DÉCOUPE



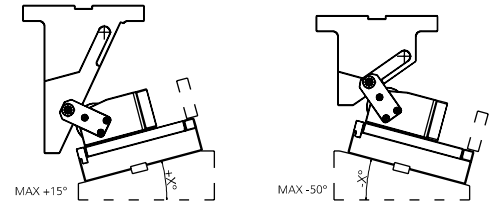
| POS. | CODE | DESCRIPTION | Q.TY |
|------|------------------------|--|----------|
| 001 | 8000.0049.05A0 | CORPO CAMMA / CAM BODY / GRUNDGEHÄUSE | 1 |
| 002 | 8007.0049.0500 | SLITTA / SLIDER / LAGERKEIL | 1 |
| 003 | 8088.0049.0500.001 | PIASTRINA / PLATE / PLATTE | 1 |
| 004 | 8088.0049.0500.002 | PIASTRINA / PLATE / PLATTE | 1 |
| 006 | 8009.0049.0500 | STAFFA DI AGGANCIAMENTO / BRACKET ATTACHMENTS / BRACKETBEFESTIGUNG | 2 |
| 007 | 8005.1550.1417.500.001 | PERNO / PIN / STIFT | 1 |
| 008 | 8090.0405.A080.000 | CUNEO / WEDGE / DRUCKSTÜCK 0 | 1*OPTION |
| 008 | 8090.0405.A080.605 | CUNEO / WEDGE / DRUCKSTÜCK +5 | 1*OPTION |
| 008 | 8090.0405.A080.610 | CUNEO / WEDGE / DRUCKSTÜCK +10 | 1*OPTION |
| 008 | 8090.0405.A080.615 | CUNEO / WEDGE / DRUCKSTÜCK +15 | 1*OPTION |
| 008 | 8090.0405.A080.705 | CUNEO / WEDGE / DRUCKSTÜCK -5 | 1*OPTION |
| 008 | 8090.0405.A080.710 | CUNEO / WEDGE / DRUCKSTÜCK -10 | 1*OPTION |
| 008 | 8090.0405.A080.715 | CUNEO / WEDGE / DRUCKSTÜCK -15 | 1*OPTION |
| 008 | 8090.0405.A080.720 | CUNEO / WEDGE / DRUCKSTÜCK -20 | 1*OPTION |
| 008 | 8090.0405.A080.725 | CUNEO / WEDGE / DRUCKSTÜCK -25 | 1*OPTION |
| 008 | 8090.0405.A080.730 | CUNEO / WEDGE / DRUCKSTÜCK -30 | 1*OPTION |
| 008 | 8090.0405.A080.735 | CUNEO / WEDGE / DRUCKSTÜCK -35 | 1*OPTION |
| 008 | 8090.0405.A080.740 | CUNEO / WEDGE / DRUCKSTÜCK -40 | 1*OPTION |
| 008 | 8090.0405.A080.745 | CUNEO / WEDGE / DRUCKSTÜCK -45 | 1*OPTION |
| 008 | 8090.0405.A080.750 | CUNEO / WEDGE / DRUCKSTÜCK -50 | 1*OPTION |
| 009 | 8086.2620.0390.300.001 | GUIDA ANGOLARE / SIDE PLATE L / WINKELFÜHRUNG FÜHRUNGSSCHIENE | 1 |
| 010 | 8086.2620.0390.300.002 | GUIDA ANGOLARE / SIDE PLATE L / WINKELFÜHRUNG FÜHRUNGSSCHIENE | 1 |
| 011 | 8012.2600.0750.100.001 | PIASTRA DI SCORRIMENTO / WEAR PLATE / DRUCKPLATTE | 2 |
| 012 | 8006.0220.0780.505.001 | RONDELLA / WASHER / UNTERLEGSCHIBE | 2 |
| 013 | 8004.1100.0705.600.001 | ROTELLA / ROLLER / ROLLE | 1 |
| 014 | 9033.5278.020 | RALLA / THRUST WASHER / DRUCKSCHEIBE | 2 |
| 015 | 9020.10.15.E090 | PUNTALINO / BUMP STOP / DRUCKSTÜCK | 6 |
| 016 | 8005.0530.0190.350.001 | PERNO / PIN / STIFT | 2 |
| 017 | 9000.0100.0038.001 | CILINDRO AD AZOTO / NITROGEN CYLINDER / STICKSTOFFZYLINDER | 1 |
| 018 | 9035.5060.700.001 | BOCCOLA / BUSH / BUCHSE | 1 |
| 019 | 9003.0002 | SENSORE DI SICUREZZA / SECURITY SENSOR / SENSOR FÜR SICHERHEIT | 1*OPTION |
| 022 | 9014.16.016.008.1.4032 | DADO / NUT / MUTTER M16 | 2 |
| 023 | 9007.12.035.129.1.4762 | VITE / SCREW / SCHRAUBE M12X35 | 12 |
| 024 | 9007.06.012.129.1.4762 | VITE / SCREW / SCHRAUBE M6X12 | 4 |
| 025 | 9007.10.020.129.1.9327 | VITE / SCREW / SCHRAUBE M10X20 | 6 |
| 026 | 9007.06.025.129.1.4762 | VITE / SCREW / SCHRAUBE M6X25 | 2 |
| 027 | 9007.08.030.129.1.4762 | VITE / SCREW / SCHRAUBE M8X30 | 4 |
| 028 | 9007.06.035.129.1.4762 | VITE / SCREW / SCHRAUBE M6X35 | 4 |



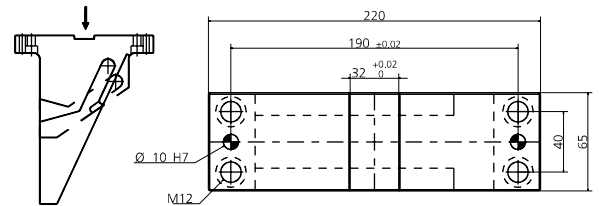
We suggest you to assembly by using a thrust mount key



POSSIBILI INCLINAZIONI / POSSIBLE INCLINATIONS / MÖGLICHE NEIGUNGEN



008 (8090) CUNEO / WEDGE / DRUCKSTÜCK



019 (9003) SENSORE / SENSOR / SENSOR



19 PATENT PENDING

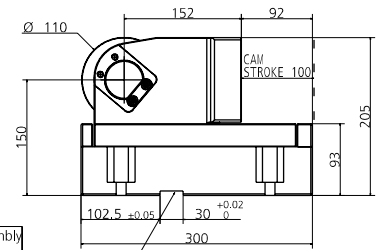
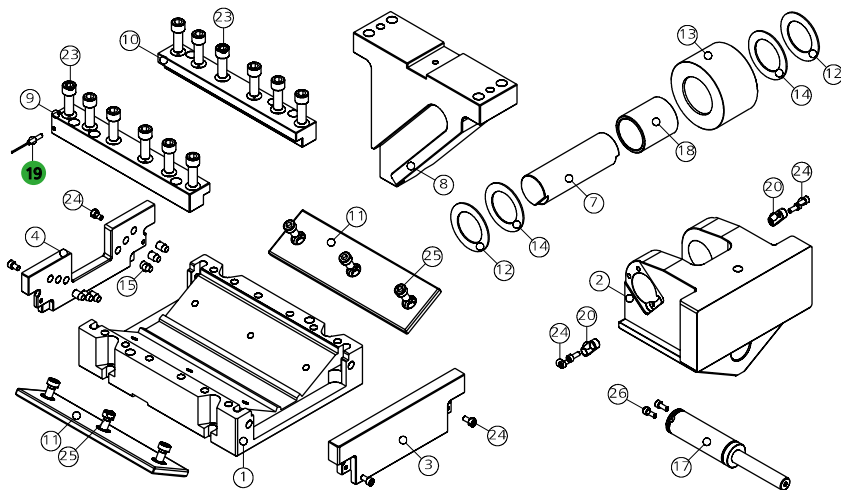
MODELLO D'ORDINE / ORDER EXAMPLE / BESTELLBEISPIEL / MODÈLE DE COMMANDE

MODEL **0149.P5A0** INCLINATION **+10°** OPTION CODE **9003.0002**

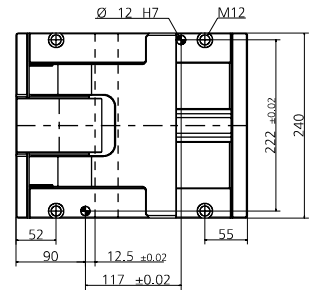
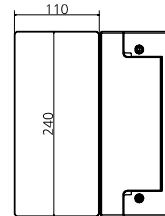
0149.K5A0 - CAM ROLLER K5A0

FORZA INIZIALE DI ESTRAZIONE / INITIAL EXTRACTION FORCE **500 daN**
 RÜCKZUGSKRAFT / FORCE INITIALE D'EXTRACTION
 FORZA FINALE DI ESTRAZIONE / FINAL FORCE OF EXTRACTION **938 daN**
 ENDKRAFT DER EXTRACTION / FORCE FINALE D'EXTRACTION

SFORZO MAX TRANCIO **25800 daN**
 CUTTING MAX FORCE
 MAXIMALE SCHNITTKRAFT
 EFFORT MAXI DÉCOUPE

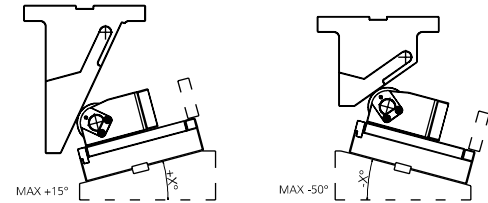


We suggest you to assembly by using a thrust mount key

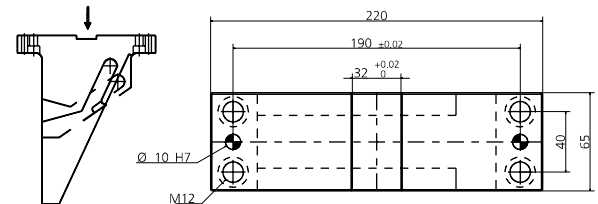


| POS. | CODE | DESCRIPTION | Q.TY |
|------|-------------------------------|--|----------|
| 001 | 8000.0049.05A0 | CORPO CAMMA / CAM BODY / GRUNDGEHÄUSE | 1 |
| 002 | 8007.0049.0500 | SLITTA / SLIDER / LAGERKEIL | 1 |
| 003 | 8088.0049.0500.001 | PIASTRINA / PLATE / PLATTE | 1 |
| 004 | 8088.0049.0500.002 | PIASTRINA / PLATE / PLATTE | 1 |
| 007 | 8005.1550.1417.500.001 | PERNO / PIN / STIFT | 1 |
| 008 | 8090.0405.A080.000 | CUNEO / WEDGE / DRUCKSTÜCK 0 | 1*OPTION |
| 008 | 8090.0405.A080.605 | CUNEO / WEDGE / DRUCKSTÜCK +5 | 1*OPTION |
| 008 | 8090.0405.A080.610 | CUNEO / WEDGE / DRUCKSTÜCK +10 | 1*OPTION |
| 008 | 8090.0405.A080.615 | CUNEO / WEDGE / DRUCKSTÜCK +15 | 1*OPTION |
| 008 | 8090.0405.A080.705 | CUNEO / WEDGE / DRUCKSTÜCK -5 | 1*OPTION |
| 008 | 8090.0405.A080.710 | CUNEO / WEDGE / DRUCKSTÜCK -10 | 1*OPTION |
| 008 | 8090.0405.A080.715 | CUNEO / WEDGE / DRUCKSTÜCK -15 | 1*OPTION |
| 008 | 8090.0405.A080.720 | CUNEO / WEDGE / DRUCKSTÜCK -20 | 1*OPTION |
| 008 | 8090.0405.A080.725 | CUNEO / WEDGE / DRUCKSTÜCK -25 | 1*OPTION |
| 008 | 8090.0405.A080.730 | CUNEO / WEDGE / DRUCKSTÜCK -30 | 1*OPTION |
| 008 | 8090.0405.A080.735 | CUNEO / WEDGE / DRUCKSTÜCK -35 | 1*OPTION |
| 008 | 8090.0405.A080.740 | CUNEO / WEDGE / DRUCKSTÜCK -40 | 1*OPTION |
| 008 | 8090.0405.A080.745 | CUNEO / WEDGE / DRUCKSTÜCK -45 | 1*OPTION |
| 008 | 8090.0405.A080.750 | CUNEO / WEDGE / DRUCKSTÜCK -50 | 1*OPTION |
| 009 | 8086.2620.0390.300.001 | GUIDA ANGOLARE / SIDE PLATE L / WINKELFÜHRUNG FÜHRUNGSSCHIENE | 1 |
| 010 | 8086.2620.0390.300.002 | GUIDA ANGOLARE / SIDE PLATE L / WINKELFÜHRUNG FÜHRUNGSSCHIENE | 1 |
| 011 | 8012.2600.0750.100.001 | PIASTRA DI SCORRIMENTO / WEAR PLATE / DRUCKPLATTE | 2 |
| 012 | 8006.0220.0780.505.001 | RONDELLA / WASHER / UNTERLEGSCHIBE | 2 |
| 013 | 8004.1100.0705.600.001 | ROTELLA / ROLLER / ROLLE | 1 |
| 014 | 9033.5278.020 | RALLA / THRUST WASHER / DRUCKSCHEIBE | 2 |
| 015 | 9020.10.15.E090 | PUNTALINO / BUMP STOP / DRUCKSTÜCK | 6 |
| 017 | 9000.0100.0038.001 | CILINDRO AD AZOTO / NITROGEN CYLINDER / STICKSTOFFZYLINDER | 1 |
| 018 | 9035.5060.700.001 | BOCCOLA / BUSH / BUCHSE | 1 |
| 019 | 9003.0002 | SENSORE DI SICUREZZA / SECURITY SENSOR / SENSOR FÜR SICHERHEIT | 1*OPTION |
| 020 | 8087.0400.0140.090.001 | CHIAVETTA / KEY / SCHLÜSSEL | 2 |
| 023 | 9007.12.035.129.1.4762 | VITE / SCREW / SCHRAUBE M12X35 | 12 |
| 024 | 9007.06.012.129.1.4762 | VITE / SCREW / SCHRAUBE M6X12 | 8 |
| 025 | 9007.10.020.129.1.9327 | VITE / SCREW / SCHRAUBE M10X20 | 6 |
| 026 | 9007.06.025.129.1.4762 | VITE / SCREW / SCHRAUBE M6X25 | 2 |

POSSIBILI INCLINAZIONI / POSSIBLE INCLINATIONS / MÖGLICHE NEIGUNGEN



008 (8090) CUNEO / WEDGE / DRUCKSTÜCK



019 (9003) SENSORE / SENSOR / SENSOR



19 PATENT PENDING

MODELLO D'ORDINE / ORDER EXAMPLE / BESTELLBEISPIEL / MODÈLE DE COMMANDE

MODEL **0149.K5A0** INCLINATION **+10°** OPTION CODE **9003.0002**

LEGENDA ICONE

ICONS LEGEND / SYMBOLLEGENDE / LÉGENDE DES ICÔNES



Unità molto precisa, compatta e potente.
Accurate, compact and powerful unit.
Einheit sehr präzise, kompakt und leistungsstark.



Unità molto precisa.
Accurate unit.
Einheit sehr präzise.



Velocità regolabile.
Adjustable speed.
Regulierbare Geschwindigkeit.



Innovativo sistema antirotativo.
Anti-rotation system.
Anti-Rotation System.



Prodotto in 3/4 giorni per i modelli 1500-3000.
Product in 3/4 days for the models 1500-3000.
Produkt in 3/4 Tage für die Modelle 1500-3000.



Prodotto in 3 settimane.
Product in 3 weeks.
Produkt in 3 Wochen.



Prodotto speciale in 40 giorni.
Special Product in 40 days.
Spezielle Produkt in 40 Tagen zur Verfügung.



Prodotto a magazzino.
Product on stock.
Produkt auf Lager.



Prodotto a magazzino per i modelli 400-900.
Product on stock for the models 400-900.
Produkt auf Lager für die Modelle 400-900.



Inclinabile su 2 assi.
2 axis slope.
Neigung von 2-Achsen.



Bilanciamento dello stampo.
Balance of the die.
Gleichgewicht der Werkzeuge.



Prezzo competitivo.
Competitive price.
Wettbewerbsfähigen Preis.



Utilizzo aria compressa 2-5 BAR.
Use compressed air.
Verwendung von Druckluft 2-5 BAR.



Riduzione dei danni durante le manutenzioni.
Damage reduction of during maintenance.
Reduzierung von Schäden bei der Wartung.



Uso diretto sotto la pressa.
Direct use under the press.
Direkte Verwendung in der Presse.



Facilità di smontaggio e manutenzione.
Easiness of disassembly and maintenance.
Einfachheit der Demontage und Wartung.



Facilità di applicazione e regolazione dei scivoli sulla slitta.
Easiness of application and regulation of metal plates on the slide.
Je nach Anforderungen können Transportbleche unterschiedlicher Abmessungen angebracht werden.



Facilità nella manutenzione.
Easy maintenance.
Einfache Wartung.



Dispositivo con alimentazione in bassa tensione, 24V / 2A.
Device with low voltage power supply, 24V / 2A.
Niederspannungsgerät, 24V / 2A.



Presenza di punti di fissaggio.
Presence of fixing points.
Befestigungspunkte.



Grande potenza di estrazione.
Great power of extraction.
Sehr hohe Abstreifkräfte.



Corsa lunga.
Long stroke.
Leistungsstarker Hub.



Materiali di alta qualità.
High quality materials.
Hochwertige Materialien.



Operatività garantita in orizzontale.
Horizontal travel guaranteed.
Arbeitsweise in der horizontalen Position garantiert.



Intercambiabilità.
Interchangeability.
Austauschbarkeit.



Lunga durata.
Long duration.
Lange Lebensdauer.



Basso consumo.
Low power consumption.
Geringer Verbrauch.



Lubrificare con olio adeguato.
Lubricate with appropriate oil.
Mit geeignetem Öl schmieren.



Prodotto disegnato e realizzato in Italia da Newstark.
Product designed and manufactured in Italy by Newstark.
Produkt konstruiert und hergestellt in Italien von Newstark.



Velocità massima: 40 colpi al minuto.
Maximum speed: 40 strokes per minute.
Höchstgeschwindigkeit: 40 Hübe pro Minute.



Marchiato CE.
CE Label.
CE Kennzeichnung.



Velocità massima:
50 colpi al minuto.
Maximum speed:
50 strokes per minute.
Höchstgeschwindigkeit:
50 Hübe pro Minute.



Inclinazione minima.
Minimum inclination.
Minimale Neigung.



Rumorosità minima.
Minimum noise.
Geräuscharm.



Non utilizzare in orizzontale.
No horizontal position.
Nicht horizontal verwenden.



Non necessitano di lubrificazione durante le produzioni.
No lubrication is required during work.
Die Schmierung ist nicht nötig während des Betriebs.



Minimo ingombro.
Minimum size.
Minimale Belastung.



Non smontare.
Do not disassemble.
Nicht zerlegen.



Brevetto Newstark.
Patent pending.
Patent von Newstark.



Divieto d'uso per persone con pacemakers.
Use forbidden for persons with pacemakers.
Nutzungsverbot für Personen mit Herzschrittmachern.



Inserire un regolatore di pressione lubrificatore.
Place a pressure regulator and lubricator.
Einen Druckregler und Öler einbauen.



Prodotto su misura per il cliente.
Product tailored to the customer.
Produkt auf den Kunden zugeschnitten.



Sistema patentato con prelamiera ad azoto.
Patented system with integrated nitrogen stripper.
Patentiertes System mit Stickstoff-Blechhalter.



Peso di portata.
Range weight.
Förderleistung.



La durata della vita dei prodotti Newstark dipende dal corretto uso e manutenzione!
The duration of lifetime of the Newstark products depends on the proper use and maintenance!
Die Lebensdauer von den Newstark Produkten hängt von der richtigen Verwendung und Wartung ab!



Varia gamma di carico.
Different range of load.
Verschiedene Belastungen.



Ottimo rapporto tra dimensione e potenza.
Excellent relation between size and power.
Ausgezeichnetes Verhältnis zwischen Größe und Kraft.



Scorrimenti con materiali autolubrificanti.
Sliding parts made by self-lubricating materials.
Schlitten mit selbstschmierenden Materialien.



Micro sensore di sicurezza.
Security Microsensor.
Elektronischer Sensor für die Sicherheit.



Ricambi disponibili a magazzino.
Spare parts on stock.
Ersatzteile auf Lager.



Realizzazioni di applicazioni speciali.
Special applications achievement.
Realisierungen von speziellen Anwendungen.



Applicazioni inclinate.
Slope application.
Geneigte Anwendungen.



Staffa di aggancio standard.
Standard Bracket.
Standard Befestigung.



Unicità del prodotto.
Uniqueness of the product.
Ein einzigartiges Produkt.



Realizzazioni di applicazioni speciali.
Special applications achievement.
Realisierungen von speziellen Anwendungen.



Ampia gamma di modelli.
Wide range of models.
Große Auswahl an Modellen.



Ampia gamma di modelli.
Wide range of models.
Große Auswahl an Modellen.



Molteplici applicazioni.
Variety of applications.
Vielzahl von Anwendungen.



Ampia gamma di dimensioni.
Wide range of dimensions.
Große Auswahl an Dimensionen.



Lavorazioni combinate.
To work in combination.
Kombinierte Bearbeitungen.



Ampia gamma di modelli.
Wide range of models.
Große Auswahl an Modellen.



© NEWSTARK

NEWSTARK SI RISERVA DI MODIFICARE IL PRESENTE CATALOGO SENZA PREAVVISI. LE FOTO E I DISEGNI PRESENTI NEL CATALOGO SONO PROPRIETÀ DELLA NEWSTARK. È VIETATA LA RIPRODUZIONE ANCHE PARZIALE DI QUESTO CATALOGO.

NEWSTARK RESERVES THE RIGHT TO MAKE CHANGES TO THE CATALOGUE WITHOUT ANY PRIOR NOTICE. THE PHOTOS AND DRAWINGS IN THIS CATALOG ARE PROPERTY OF NEWSTARK. THE REPRODUCTION OF THIS CATALOG IS PROHIBITED.

NEWSTARK BEHÄLT SICH OHNE VORANKÜNDIGUNG ÄNDERUNGEN AM VORLIEGENDEN KATALOG VOR. DIE FOTOS UND ZEICHNUNGEN IN DIESEM KATALOG SIND DAS EIGENTUM DER NEWSTARK. DIE VERVIELFÄLTIGUNG DIESES KATALOGS IST VERBOTEN.

NEWSTARK SE RÉSERVE LE DROIT DE MODIFIER CE CATALOGUE SANS PRÉAVIS. LES PHOTOS ET LES DESSINS DE CE CATALOGUE APPARTIENNENT À NEWSTARK. TOUTE REPRODUCTION, MÊME PARTIELLE, DE CE CATALOGUE EST INTERDITE.



WE MAKE INNOVA- TION



Via Ghebo 24 - 26B
35017 Piombino Dese
Padova - Italy

T +39 049 5743140
F +39 049 9368154
info@newstark.it

newstark.it

